

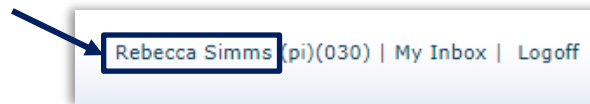
## Update Animal Research Experience

### WORK INSTRUCTIONS:

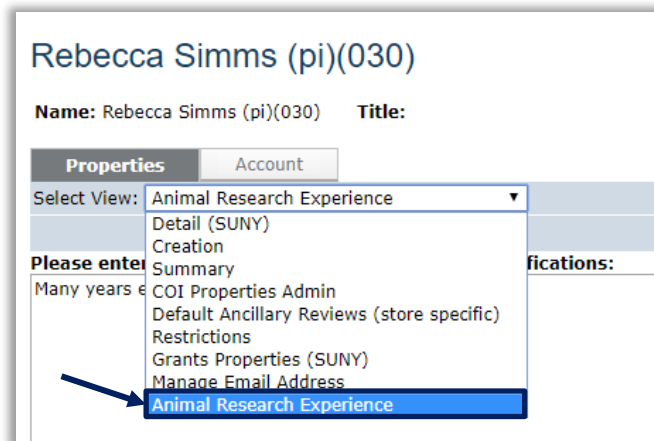
---

Users can save their animal research qualifications and experiences within their Click user account.

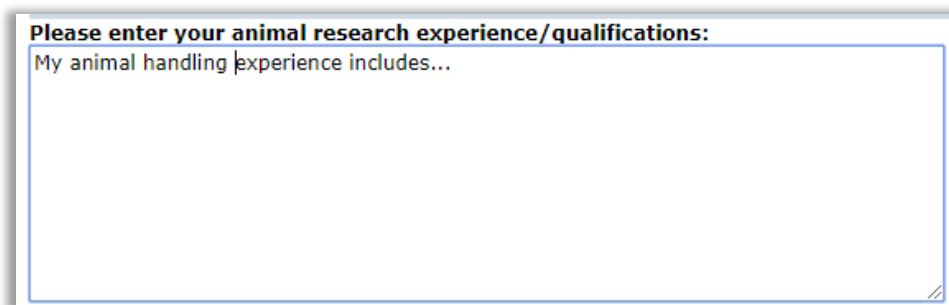
1. Log into the Click Portal.
2. Click on your name in the upper-right corner of the window.



3. From the **Select View** dropdown menu, select **Animal Research Experience**.



4. Enter a description of your **animal research experience/qualifications** in the text box.

A screenshot of a text input box. The label above the box reads "Please enter your animal research experience/qualifications:". The text inside the box is "My animal handling experience includes...".



5. Click the **Apply** button.

Your experience and qualifications will appear on the **Procedure Personnel Assignment** page within certain types of IACUC protocols in Click (e.g., Experimental Research protocols).

**Team member training:**

Filter by     [Advanced](#)

First Name	Last Name	Experience
JEFFREY	SCHIEDER	
ALYSSA	ASTRAN	
Rebecca	Simms (pi)(030)	My animal handling experience includes...

