

# BBF Survey 2022 Full Data Report

Broad-based Fee Survey Spring 2022

February 25, 2022 11:05 AM EST

Q2 - Have you read the Spring Broad-based Fees Report (available on the web)?

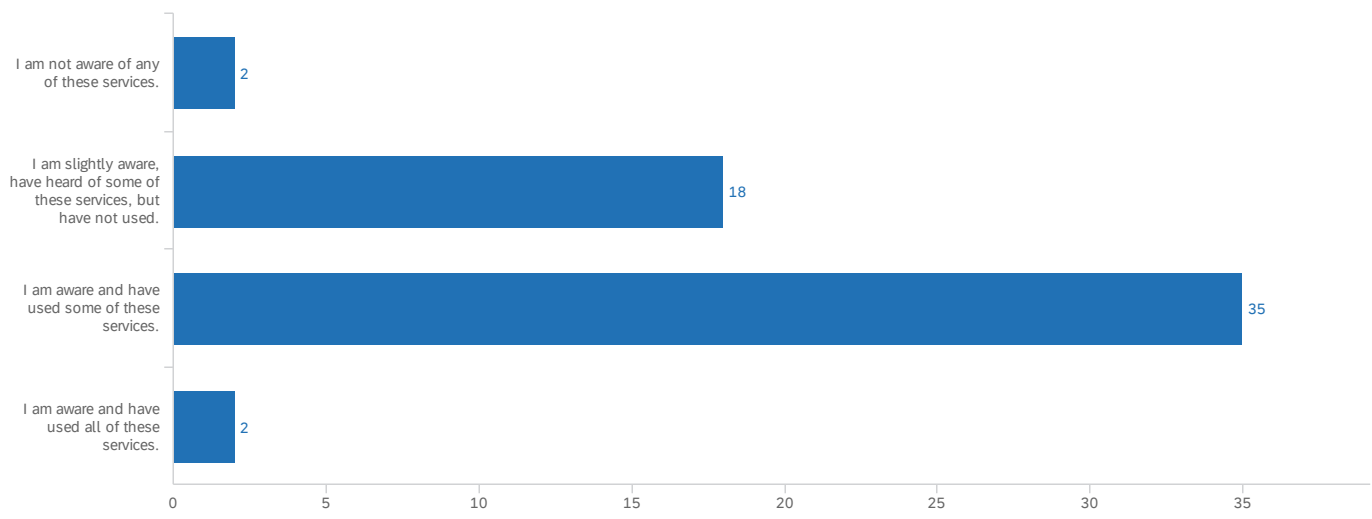


■ Yes ■ No ■ Not sure

#	Field	Choice Count
1	Yes	74.58% 44
2	No	18.64% 11
3	Not sure	6.78% 4
		59

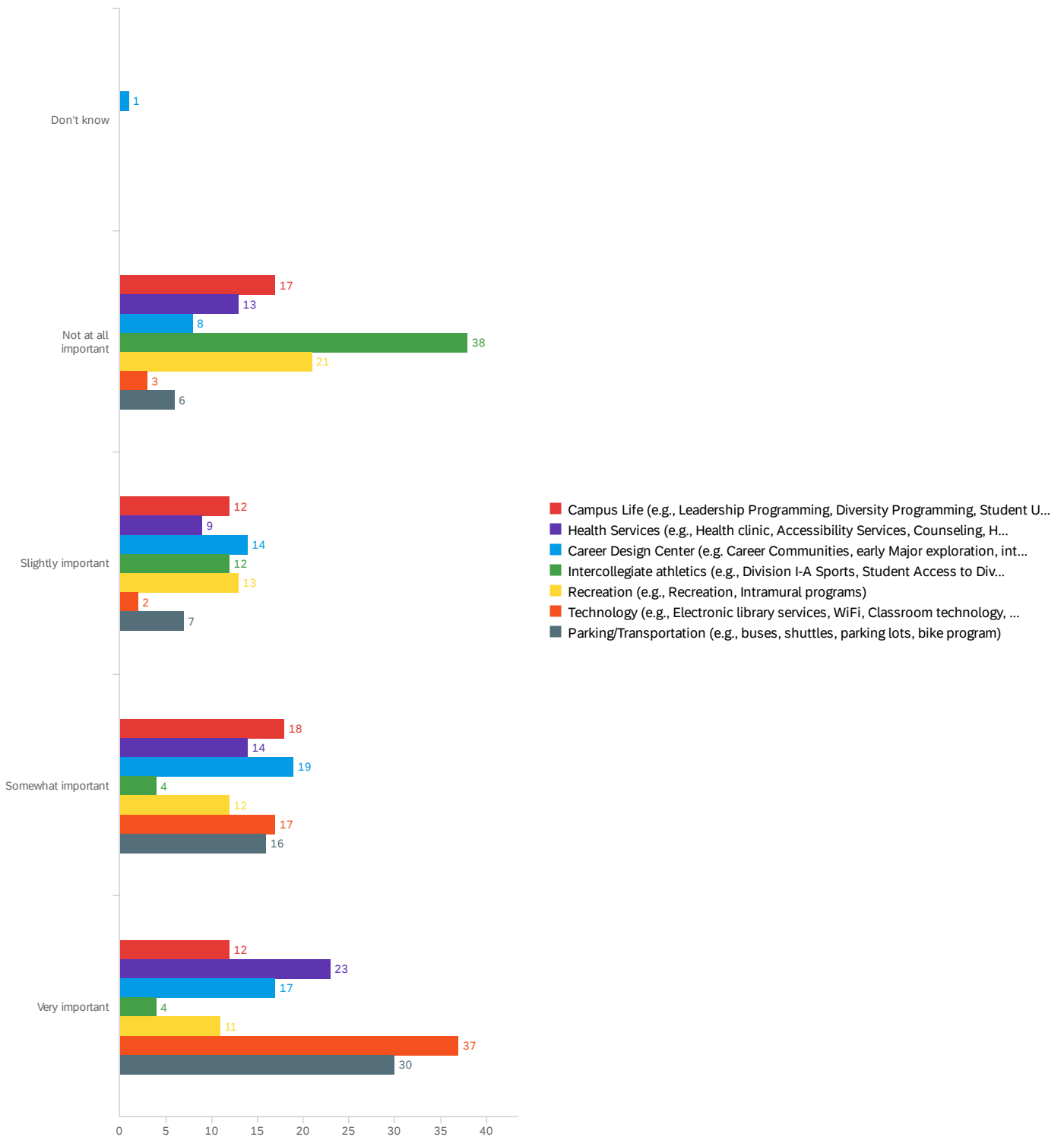
Showing rows 1 - 4 of 4

Q3 - How aware are you about what services/programs your Broad-based Fee dollars support (e.g., Career Design Center, Leadership Development Programming, Diversity Programming, Student Union, Student Engagement, health services, technology, electronic libraries, parking/transportation, intercollegiate athletics, intramurals/recreation, support and expansion of academic programs and services)?



#	Field	Choice Count
1	I am not aware of any of these services.	3.51% 2
2	I am slightly aware, have heard of some of these services, but have not used.	31.58% 18
3	I am aware and have used some of these services.	61.40% 35
4	I am aware and have used all of these services.	3.51% 2

## Q4 - How important are each of the following to your experience as a student?



#	Field	Minimum	Maximum	Mean	Std Deviation	Variance	Count
1	Campus Life (e.g., Leadership Programming, Diversity Programming, Student Union, Student Engagement)	1.00	4.00	2.42	1.11	1.23	59

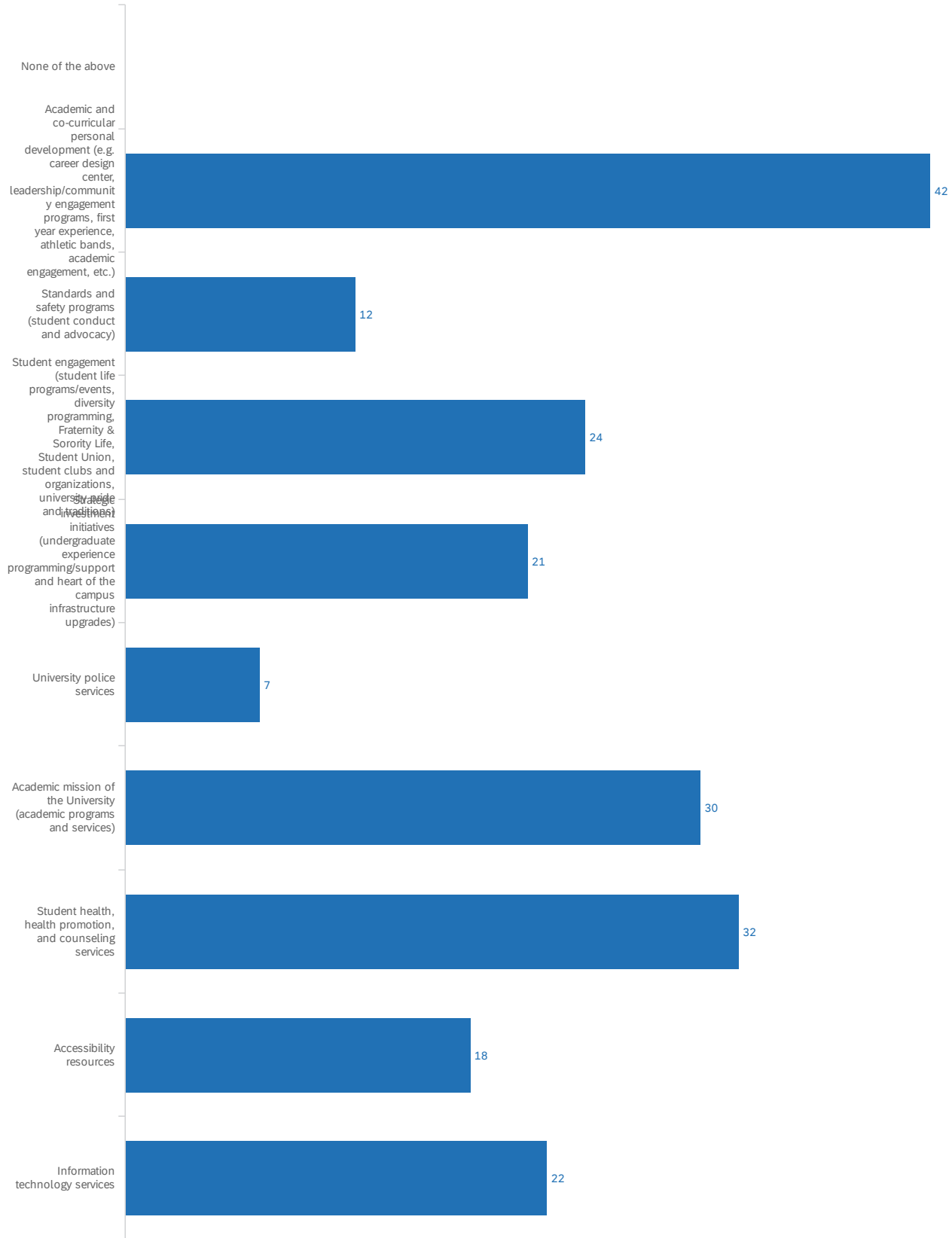
#	Field	Minimum	Maximum	Mean	Std Deviation	Variance	Count
2	Health Services (e.g., Health clinic, Accessibility Services, Counseling, Health Promotion)	1.00	4.00	2.80	1.18	1.38	59
3	Career Design Center (e.g. Career Communities, early Major exploration, internship and job opportunities, resume and interview coaching)	0.00	4.00	2.73	1.07	1.15	59
4	Intercollegiate athletics (e.g., Division I-A Sports, Student Access to Division 1-A Games and Promotions)	1.00	4.00	1.55	0.89	0.80	58
5	Recreation (e.g., Recreation, Intramural programs)	1.00	4.00	2.23	1.14	1.30	57
6	Technology (e.g., Electronic library services, WiFi, Classroom technology, desktop computers and Cybararies)	1.00	4.00	3.49	0.79	0.62	59
7	Parking/Transportation (e.g., buses, shuttles, parking lots, bike program)	1.00	4.00	3.19	1.00	1.00	59

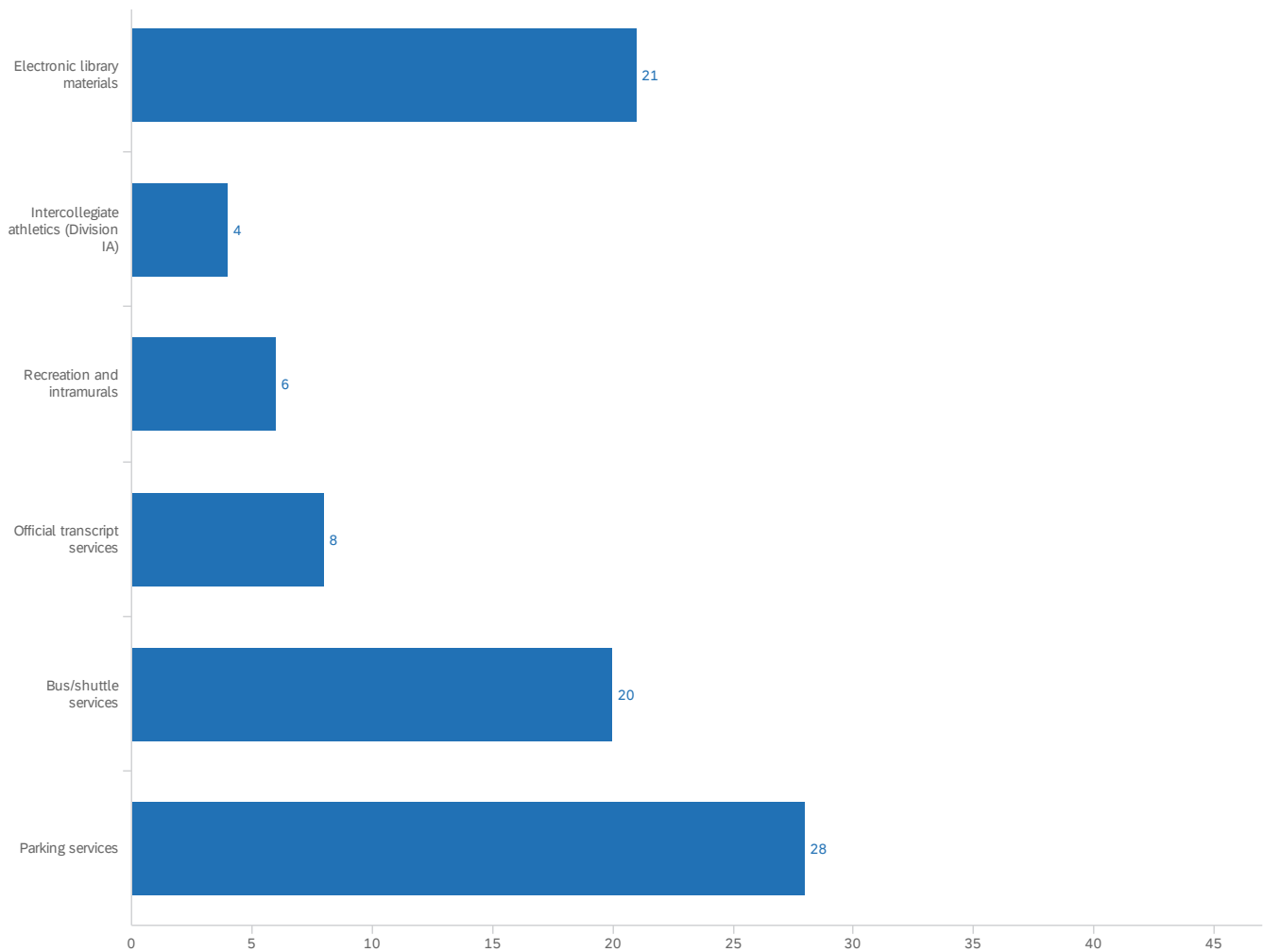
#	Field	Don't know	Not at all important	Slightly important	Somewhat important	Very important	Total
1	Campus Life (e.g., Leadership Programming, Diversity Programming, Student Union, Student Engagement)	0.00% 0	28.81% 17	20.34% 12	30.51% 18	20.34% 12	59
2	Health Services (e.g., Health clinic, Accessibility Services, Counseling, Health Promotion)	0.00% 0	22.03% 13	15.25% 9	23.73% 14	38.98% 23	59
3	Career Design Center (e.g. Career Communities, early Major exploration, internship and job opportunities, resume and interview coaching)	1.69% 1	13.56% 8	23.73% 14	32.20% 19	28.81% 17	59
4	Intercollegiate athletics (e.g., Division I-A Sports, Student Access to Division 1-A Games and Promotions)	0.00% 0	65.52% 38	20.69% 12	6.90% 4	6.90% 4	58
5	Recreation (e.g., Recreation, Intramural programs)	0.00% 0	36.84% 21	22.81% 13	21.05% 12	19.30% 11	57
6	Technology (e.g., Electronic library services, WiFi, Classroom technology, desktop computers and Cybararies)	0.00% 0	5.08% 3	3.39% 2	28.81% 17	62.71% 37	59
7	Parking/Transportation (e.g., buses, shuttles, parking lots, bike program)	0.00% 0	10.17% 6	11.86% 7	27.12% 16	50.85% 30	59

Showing rows 1 - 7 of 7

# Q6 - If you had to select the top five items below as high priorities to receive funding from

## UB Broad-based Fee income, which would you choose?





#	Field	Choice Count
1	Academic and co-curricular personal development (e.g. career design center, leadership/community engagement programs, first year experience, athletic bands, academic engagement, etc.)	14.24% 42
7	Student health, health promotion, and counseling services	10.85% 32
6	Academic mission of the University (academic programs and services)	10.17% 30
15	Parking services	9.49% 28
3	Student engagement (student life programs/events, diversity programming, Fraternity & Sorority Life, Student Union, student clubs and organizations, university pride and traditions)	8.14% 24
9	Information technology services	7.46% 22
4	Strategic investment initiatives (undergraduate experience programming/support and heart of the campus infrastructure upgrades)	7.12% 21
10	Electronic library materials	7.12% 21
14	Bus/shuttle services	6.78% 20
8	Accessibility resources	6.10% 18
2	Standards and safety programs (student conduct and advocacy)	4.07% 12

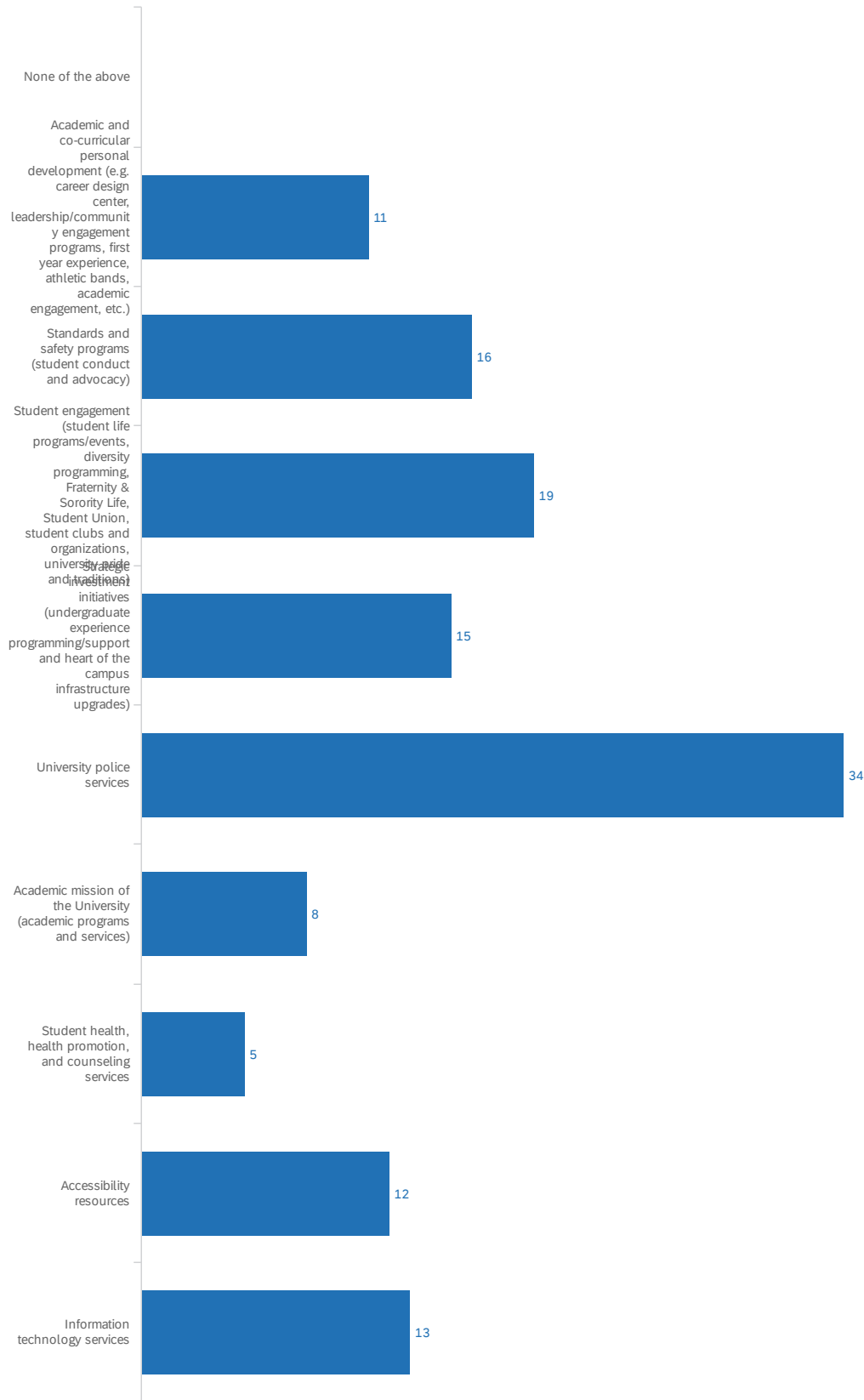
#	Field	Choice	Count
13	Official transcript services	2.71%	8
5	University police services	2.37%	7
12	Recreation and intramurals	2.03%	6
11	Intercollegiate athletics (Division IA)	1.36%	4
0	None of the above	0.00%	0

295

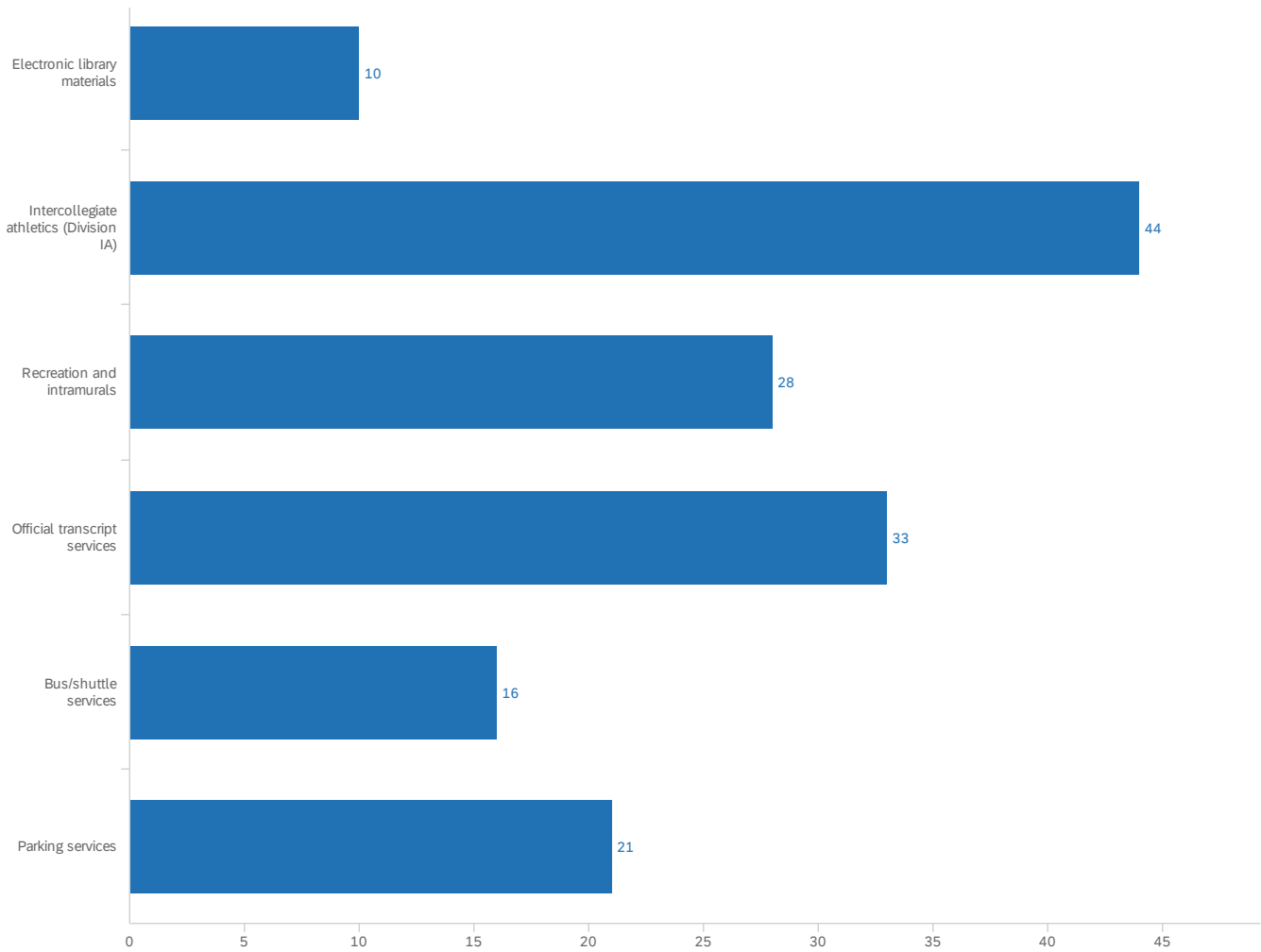
Showing rows 1 - 17 of 17

# Q7 - If you had to select the lowest five items below as low priorities to receive funding

from UB Broad-based Fee income, which would you choose?







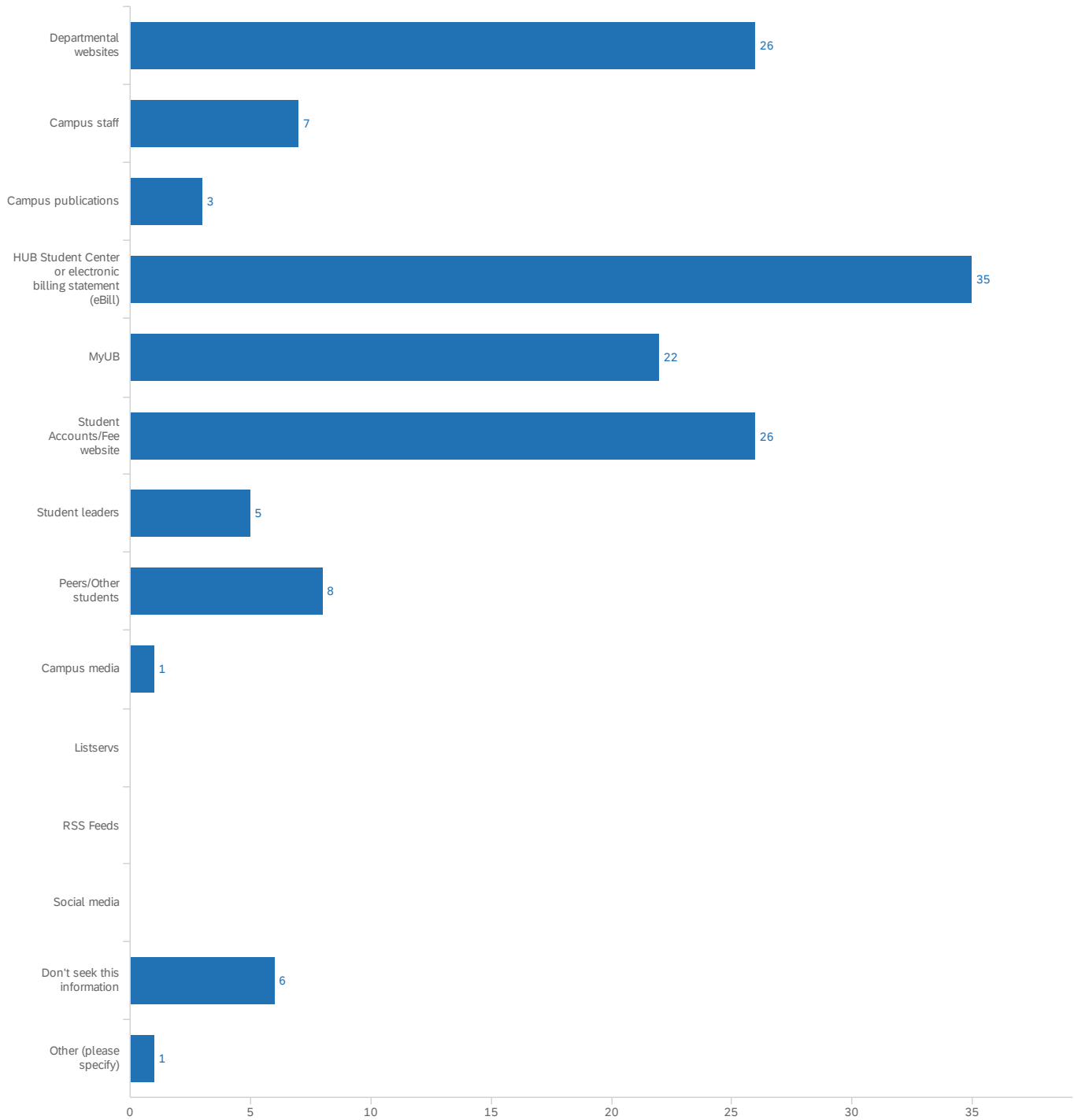
#	Field	Choice Count
11	Intercollegiate athletics (Division IA)	15.44% 44
5	University police services	11.93% 34
13	Official transcript services	11.58% 33
12	Recreation and intramurals	9.82% 28
15	Parking services	7.37% 21
3	Student engagement (student life programs/events, diversity programming, Fraternity & Sorority Life, Student Union, student clubs and organizations, university pride and traditions)	6.67% 19
2	Standards and safety programs (student conduct and advocacy)	5.61% 16
14	Bus/shuttle services	5.61% 16
4	Strategic investment initiatives (undergraduate experience programming/support and heart of the campus infrastructure upgrades)	5.26% 15
9	Information technology services	4.56% 13
8	Accessibility resources	4.21% 12

#	Field	Choice	Count
1	Academic and co-curricular personal development (e.g. career design center, leadership/community engagement programs, first year experience, athletic bands, academic engagement, etc.)	3.86%	11
10	Electronic library materials	3.51%	10
6	Academic mission of the University (academic programs and services)	2.81%	8
7	Student health, health promotion, and counseling services	1.75%	5
0	None of the above	0.00%	0

285

Showing rows 1 - 17 of 17

Q9 - If you want information regarding UB services or the cost of attending UB, where do you go for that information? (Check all that apply)



#	Field	Choice Count
4	HUB Student Center or electronic billing statement (eBill)	25.00% 35
1	Departmental websites	18.57% 26

#	Field	Choice	Count
6	Student Accounts/Fee website	18.57%	26
5	MyUB	15.71%	22
8	Peers/Other students	5.71%	8
2	Campus staff	5.00%	7
13	Don't seek this information	4.29%	6
7	Student leaders	3.57%	5
3	Campus publications	2.14%	3
9	Campus media	0.71%	1
14	Other (please specify)	0.71%	1
10	Listservs	0.00%	0
11	RSS Feeds	0.00%	0
12	Social media	0.00%	0

140

Showing rows 1 - 15 of 15

Q9\_14\_TEXT - Other (please specify)

Other (please specify)

I cannot trust any information received, as it is often false, misleading, or contradicted by other information received from UB.

Q8 - Are there specific services supported by the Broad-Based Fees that you feel are currently insufficient or not as accessible as you would like? Please explain:

Are there specific services supported by the Broad-Based Fees that you feel...

All "services" offered by UB are inaccessible to me. This is because I am unwelcome on campus--sometimes even prohibited from using these services. It is disturbing how UB has systematically made it impossible for me to use any on-campus service and is now demanding more. I deserve a refund for services not rendered, not a fee increase for services I cannot use. This will be my last semester at UB.

Small student engagement groups such as small clubs and other activities on campus need more funding. There's too much emphasis on big clubs and campus organizations taking these funds.

All UB health services are useless right now. When I was sick I received no care and was put in quarantine despite displaying no major covid symptoms. I have asthma so this was potentially very dangerous for me. I ended up breathing improperly for numerous weeks after my sickness due to the lack of care I received and got sick twice more before I was fully better.

Recreation and health services. We need a place that's a one stop shop for our mental, physical and emotional well being. Being split up between buildings and campuses just further perpetuates the stigma of seeking help for those areas.

no

I would like to see the university expand its academic programs and services to include more students into the highly competitive data analytics concentration and offer programming workshops to students, faculty, and staff.

electronic library materials. I feel they are extremely important for Alumni for workplace tasks and career growth, yet they are only available for current students

Bring back spring and fall fest and other fun campus events! A lot of funding goes towards mental health and counseling, yet by making the campus experience more fun throughout semester (not just 1st week) you can relieve a lot of stress on students. College is stressful, it's harder to change that than it is to make campus more fun.

I'm unsure

Parking

No

Accessibility. This campus is severely lacking in full, accessible, access for all students across all spectrums of disability (physical, non-visible, mental health, etc.)

Not accessible or Were not used much

The ability to park on campus has become increasingly difficult and there are very little options for parking (legally) in lots. All lots are assigned, but there aren't enough lots for specifically non-commuting students especially near the engineering buildings.

less judgemental providers at michael hall

I feel like the parking lots should get more attention because there are wide holes developing, so the parking services.

Are there specific services supported by the Broad-Based Fees that you feel...

---

Campus Living, dorm spaces and such.

**End of Report**