



Living at UB

2020 SPRING ON-CAMPUS MOVE-IN GUIDE



University at Buffalo The State University of New York

buffalo.edu/campusliving

Welcome to UB and living on-campus!

Moving in to your new room or apartment at UB is an exciting time. Whether you're coming from across the state or around the world, we're here to help make the process as easy and fun as possible.

MOVE IN DATES AND TIMES FOR APARTMENTS AND RESIDENCE HALLS

New Domestic Students: Apartments and Residence Halls (all locations)

- Sunday, January 26, 2020 noon – 5 p.m.
- Monday, January 27, 2020 9 a.m. – 5 p.m.

(Note: 5 p.m. on this date is the deadline for new students to check-in.)

New International Students: Apartments and Residence Halls (all locations)

- Saturday, January 18, 2020 9 a.m. – 5 p.m.
- Sunday, January 19, 2020 noon – 5 p.m.
- Monday, January 20 – Tuesday, January 21, 2020 9 a.m. – 8 p.m.
- Wednesday, January 22 – Friday, January 24, 2020 9 a.m. – 5 p.m.
- Saturday, January 25, 2020 noon – 5 p.m.

International students may continue to check in through January 27 at the times listed above. New international students checking in on any of these dates must also complete an [online early arrival request form](#).

New domestic students registered for and attending orientation on the following dates:

- Tuesday, January 21, 2020 May check in on Monday, January 20, 2020, 9 a.m. – 8 p.m.
- Thursday, January 23, 2020 May check in Wednesday, January 22, 2020, 9 a.m. – 5 p.m.
- Students registered for and attending 2-day
1st year orientation starting on
Friday, January 24, 2020 May check in Thursday, January 23, 2020, 9 a.m. – 5 p.m.

* Other students with valid personal or academic reasons may complete an [online form](#) to request early move-in between Saturday, January 18 and Saturday, January 25, 2020. Additional early arrival charges will apply.

AFTER HOURS CHECK IN

Students should plan on arriving during check in hours listed. If you arrive outside of these times, you should report to your check-in site, and contact University Police at 716-645-2227. University Police will contact a UB Campus Living staff member to meet you at the check in site/area office and check you in.

Apartment residents may also call the Community Assistant on Duty using the phone number posted at each check-in site entrance.

* Note: All students must check in by the first day of classes Monday, January 27 by 5 p.m. If you are moving in after this date and time, please complete the '[Spring Semester Late Arrival Request](#)' form so that the Campus Living Housing Operations office may hold your room.

Residence Hall Check In Locations

Ellicott Complex, North Campus (includes Fargo, Porter, Red Jacket, Richmond, Spaulding, and Wilkeson Quads)

Area Office: Located at 123 Richmond, Building 2

Phone: 716-645-6304

All new residents report to the Ellicott Area Office in 123 Richmond Quad.

After checking in and receiving your key, unload in the parking lot closest to your assigned building:

- Fargo Lot
- Richmond B Lot
- Red Jacket Lot
- Spaulding Lot
- Richmond A Lot

Google Maps:

Ellicott Complex, Buffalo, NY 14228

Greiner Hall, North Campus

Area Office: Located at 102 Greiner Hall

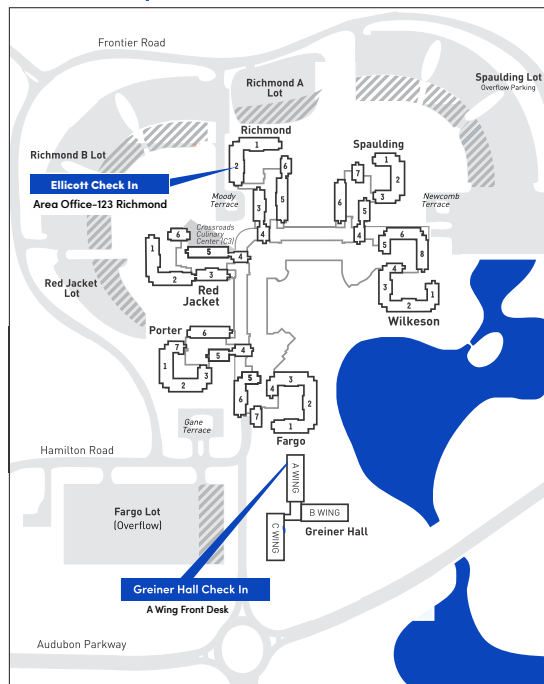
Phone: 716-645-8900

All new residents report to the Greiner Hall Office in Room 102.

After checking in and receiving your key, unload in the Fargo Lot.

Google Maps:

John James Audubon Parkway & Core Road, Buffalo, NY 14260



[Click for pdf file.](#)

Governors Complex, North Campus

(Clinton, Dewey, Lehman, Roosevelt Halls)

Area Office: Located at 108 Lehman Hall

Phone: 716-645-2135

All new residents report to the Governors Area Office in 108 Lehman Hall.

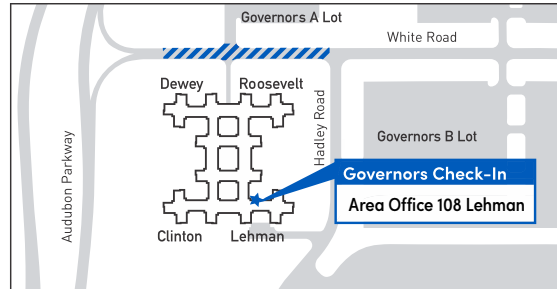
After checking in and receiving your key, unload in the parking lot closest to your assigned building:

- Governors A Lot
- Governors B Lot

These three-story buildings only have 2 small service elevators (located in Roosevelt and Clinton) that will be in operation during move-in weekend.

Google Maps:

Lehman Hall, Buffalo, NY 14260



[Click for pdf file.](#)

South Campus Halls (Clement and Goodyear Halls)

Area Office: Located at 119 Goodyear Hall

Phone: 716-829-3144

All new residents report to the Area Office in 119 Goodyear Hall.

After checking in and receiving your key, unload in the parking lot closest to your assigned building:

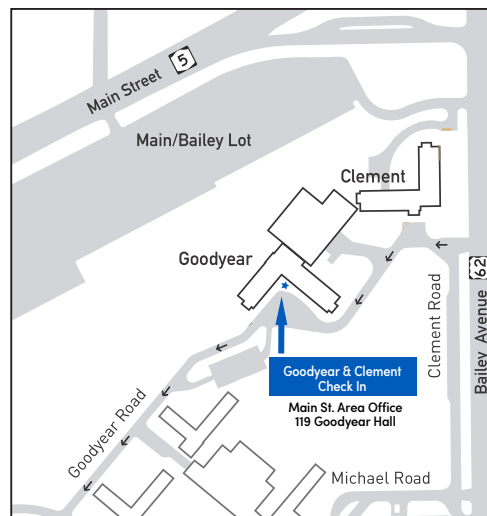
- Main/Bailey Lot
- Goodyear Lot

Please note: if entering from Main/Bailey lot, there are stairs.

Clement and Goodyear Halls have 2-3 elevators. Goodyear elevators will be very busy on Sunday, of move-in. We encourage those on levels 1-4 to use stairs for smaller items.

Google Maps:

Goodyear Hall, Buffalo, NY 14214



[Click for pdf file.](#)

Apartment Check In Locations

Creekside Village Apartments

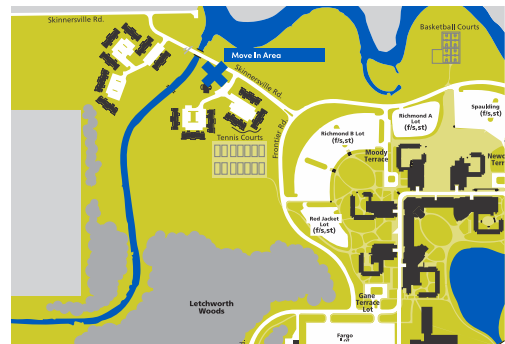
Located off Skimmersville Rd. on the north edge of UB's North campus.

Check-in Area: Community Building Office, 12 Creekside Village

Creekside Village Office: 12 Creekside Village, Buffalo, NY 14261

Phone: 716-645-5870

Google Maps: Intersection of Skimmersville Rd. and Frontier Rd. Amherst, NY 14228



[Click for pdf file.](#)

Flickinger Court Apartments

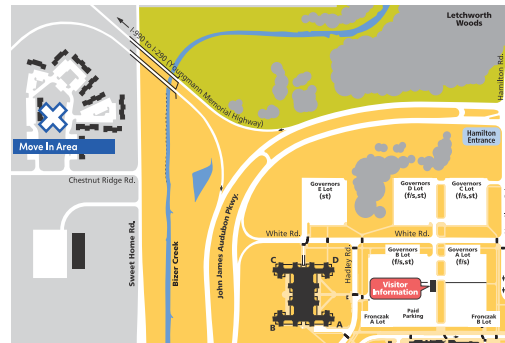
Located off Chestnut Ridge Road.

Check-in location: Community Building Office, 19 Flickinger Court

Flickinger Court Office: 19 Flickinger Ct., Amherst, NY 14228-3366

Phone: 716-645-7906

Google Maps: Intersection of Chestnut Ridge Rd. and Sweet Home Rd. Amherst, NY 14228 (Entrance is nearby, off of Chestnut Ridge Rd.)



[Click for pdf file.](#)

Flint Village Apartments

Located at the main entrance at UB's North Campus.

Check in location: Community Building Office, 300 Flint Village

Flint Village Office: 300 Flint Village, Buffalo, NY 14261

Phone: 716-645-5830

Google Maps: Intersection of Augspurger Rd. and Flint Rd., Amherst, NY 14228

Unloading for all Complexes:
After checking in and receiving your key, unload in the parking lot closest to your assigned building entrance.



[Click for pdf file.](#)

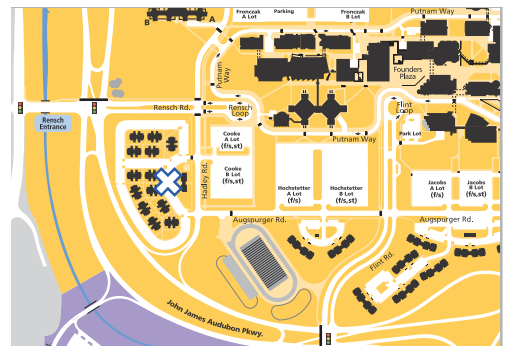
Hadley Village Apartments, Located at the corner of Rensch and Hadley roads on UB's North Campus.

Check in location: Community Building Office, 90 Hadley Road

Hadley Village Office: 90 Hadley Rd., Buffalo, NY 14261-0030

Phone: 716-645-7725

Google Maps: Intersection of Hadley Rd. and Rensch Rd., Amherst, NY 14228



[Click for pdf file.](#)

South Lake Village Apartments

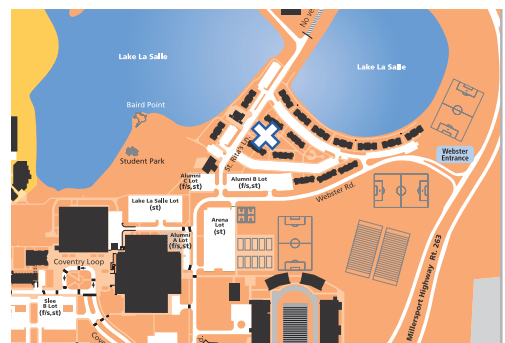
Located on the shore of Lake LaSalle, UB North Campus.

Check-in location: Community Building Office, 211 South Lake Village

South Lake Village Office: 211 South Lake Village, Buffalo, NY 14261-0060

Phone: 716-645-5810

Google Maps: Intersection of St. Rita's Lane and Webster Rd., Amherst, NY 14228 (nearby is the Community building off of St. Rita's Lane)



[Click for pdf file.](#)

What to Bring

Residence Halls & Apartments*

Please refer to the "Guide to Campus Living" for additional guidelines, regulations and restrictions in regard to on-campus living at UB. (This guide is provided to every student at move-in and available for download from our website buffalo.edu/campusliving.)

- Approved Power Strips (extension cords are not allowed in residence halls or apartments)
- Alarm Clock
- Area Rug
- Bed Sheets (Twin Extra Long for Residence Halls/Full Size for Apartments)
- Blankets
- Boot Tray
- Calendar
- Cell Phone/Charger
- Cleaning Supplies
- Clothes Hangers
- Coffee Maker (Keurig-type coffee maker with an automatic shut off feature is recommended)
- Comforter/Bedspread
- Crates and/or Storage Bins
- Dishes, Bowls, Cups, Silverware, etc.
- Desk Lamp
- Ethernet Cord
- Flashlight/Batteries
- Headphones/Ear Buds
- Hot Pot or Electric Tea Kettle with Auto Shut-off
- Identification
- Iron with Auto Shut-off/Compact Ironing Board
- Laptop Computer/Charger
- Laundry Basket
- Laundry Detergent/Supplies
- Medications
- Organizers/Planners
- Paper Towels
- Pictures from Home
- Pillows
- Recreational Equipment
- Robe
- Sewing Kit
- School Supplies
- Shower Caddy
- Shower Sandals
- Small First Aid Kit

Things for you & your roommate to discuss:

- Additional Seating
- Additional cleaning supplies (broom, dustpan etc.)
- Carpet/Area Rug
- Compact Refrigerator (Residence Halls) refrigerators are limited to two per quad or triple and one per double or single – and can be no larger than 4.5 cubic feet. (Apartments include a refrigerator)
- Game Consoles
- Electronic Equipment
- Fan
- Posters/Wall Decorations (See Guide to Campus Living)
- Snacks/Food Items
- TV & Coaxial Cable (Students can bring a cable or determine the length needed to purchase it locally.)



The following items are PROHIBITED.

- Air Conditioners (Residence Halls) Apartments are Air Conditioned
- Bed Risers (Residence Halls & Apartments)
- Candles (Residence Halls & Apartments)
- Extension Cords (Residence Halls & Apartments) Surge protectors only
- Hover-Boards (Residence Halls & Apartments)
- Incense (Residence Halls & Apartments)
- Microwave Oven (Residence Halls – Apartments include microwave in unit)
- Oil Burning, Halogen, Torchiere/ Tree-style & Multi-head or "Octopus-style" Lamps (Residence Halls & Apartments)
- Tapestries and Cloth Wall Hangings (Residence Halls & Apartments)
- Cooking Appliances, such as: Crock Pot (Residence Halls) Hot Plate (Residence Halls)
- Grilling Machine (Residence Halls) Rice Cooker (Residence Halls) Sandwich Maker (Residence Halls) Slow Cooker (Residence Halls) Toaster (Residence Halls)
- Pets (other than fish – 10 gallon tanks or less)
- Alcohol (prohibited in first-year areas and for persons under 21)
- Permanent adhesives and nails
- Weapons (e.g. firearms, airsoft guns, non-kitchen knives)
- Flammable, combustible liquids such as lighter fluid, propane or butane

***PLEASE NOTE:** Purchase renters insurance if you are not covered by your parent/guardian policy. Buy coverage before you get to UB. This is highly suggested for both residence hall and apartment residents. UB is a smoke free campus. Smoking is prohibited, including use of e-cigarettes and hookahs.

General Information

FOR RESIDENCE HALL AND APARTMENT RESIDENTS

BEFORE YOU MOVE IN

- Know your housing assignment – After self-selecting your room, find your assignment and roommate information by visiting UB Campus Living's housing portal located on our website buffalo.edu/campusliving.
- Know what campus you are living at (North or South) and print your campus map available at our website before arrival. If you need additional information on your room (room sizes etc.) our website is a great source of information. You can view 360° room models at buffalo.edu/campusliving/find-your-home/what-does-my-room-look-like.html.
- Plan for packing – Contact your roommate and decide what you'll each bring. You may only need limited amounts of residence hall and apartment items, (carpets etc...). Remember that many items can be purchased once you get to UB. View our "What to Bring" list, located in this guide and on our website. There are items that are prohibited, so review the list before you pack!
- Verify Insurance – that your personal belongings are insured through your parents' renter/homeowner insurance policy. If not, purchase your own renter's insurance.
- You can send mail and packages ahead of your arrival. All mail and packages will be held at the mailroom in your complex for your convenience.
- Understand where to unload – Review unloading and parking instructions and the check-in maps in this guide and on our move in website.

YOUR ROOM: KNOW WHAT'S INCLUDED

Residence Halls (Ellicott Complex, Governors Complex, Greiner Hall, Goodyear and Clement Hall):

- Extra Long twin bed and mattress
- Desk and chair
- Dresser, closet or wardrobe
- Nightstand
- Floor lamp or built in lighting
- Window blinds
- Most floor lounges are equipped with a stove, microwave and sink. Ellicott Complex and Governors Complex have community style bathrooms.
- Cable coaxial hook up/Ethernet port
- Tile flooring

Apartments (Creekside Village, Flickinger Court, Hadley Village, South Lake Village and Flint Village):

- | | |
|--------------------------------|----------------------------|
| • Kitchen with full oven/stove | • Desk & Chair |
| • Refrigerator freezer | • Sofa |
| • Dishwasher | • Chairs (s) |
| • Garbage disposal | • Coffee & End Table |
| • Microwave | • Dining Table & 4 chairs |
| • Full bed | • Entertainment Stand |
| • Dresser & Nightstand | • Central Air Conditioning |
| • Built in closet | • Blinds for all Windows |

*Note Hadley, South Lake and Flint Villages have washers in common areas. Creekside and Flickinger Court have a washer and dryer in each unit. Cable hookups are included in all bedrooms/living room. Ethernet ports are included in each bedroom.



WHEN YOU ARRIVE TO CAMPUS

- Have your UB ID card ready – you'll need it to check in and enter your hall or apartment
- Park in a designated unloading area – Refer to this guide for exact unloading locations and maps
- Check in at designated locations – Refer to this guide for exact check in locations and times for your specific location.
- Moving Carts are available at all check-in locations. Grab one and move in!
- Review the condition of your living area and note any issues. Your Resident Assistant or Community Assistant will be around during the first week of school to do a more detailed report with you.
- Break down moving boxes and place them in hallway trash cans or recycling bins, located throughout our buildings.
- Never leave belongings unattended and lock doors every time you leave an area.

GETTING SETTLED IN YOUR ROOM OR APARTMENT

Connecting your new technology is a big part of getting settled!

Visit the UB Information Technology (UBIT) website buffalo.edu/ubit for more information. UB provides encrypted Wi-Fi access in on-campus apartments and residence halls. Select the eduroam network and log in using your full UBmail address (@buffalo.edu) and UBITName password.

Trouble connecting your device? Visit buffalo.edu/ubit/connect or contact the UBIT Help Center at buffalo.edu/ubit/help or 716-645-3542. You can also schedule an appointment with the UB Tech Squad and they will come to you anywhere on campus: buffalo.edu/ubit/techsquad.

Download free software. Software like MS Office and more is available, along with unlimited, secure cloud storage from UBbox and other services – visit buffalo.edu/ubit/start to learn more.

CONNECTING YOUR TELEVISION & ENTERTAINMENT

Free cable television and streaming entertainment options are available in all residence halls and apartments and included in your housing cost. Residence halls and apartments are digital cable ready. A digital/HD television that has a clear-QAM tuner is required to watch our cable system. Most televisions will have this tuner. Learn how to set up your in-room cable, view a channel guide and get answers to other cable related questions at our campus living cable TV website.

Note: Please bring your own coaxial cable to connect your TV in your room or apartment.

CABLE AND STREAMING ENTERTAINMENT

On-campus residents receive an exclusive variety of entertainment options, including free television via our Stream2 platform. Stream2 provides popular channels from cable TV on most mobile and digital devices.

On Campus residents also receive complimentary streaming services from HBO and Cinemax in addition to 100 channels of content via traditional "hard wired" cable.

General UB on-campus cable service is available at our website: buffalo.edu/campusliving/get-help/how-to/Inyour-home/tv-and-cable.html.

GENERAL ASSISTANCE

If something in your room or apartment is in need of attention or repair, submit a work order request online at: buffalo.edu/campusliving/get-help/submit-work-order.

RECEIVING AND SENDING MAIL & PACKAGES

If you wish to ship your belongings to campus, we will begin to accept packages on January 13. Package pickup hours and locations are available at each check-in site. Please address packages/mail as follows:

RESIDENCE HALLS

- Your Name
- University at Buffalo
- Your Room Address (included in assignment letter)
- Buffalo, NY Zip Code (14261-North Campus / 14214-South Campus)

APARTMENTS

- Your Name
- University at Buffalo
- Apt/#/Letter, Room Letter, Name of Village
- Buffalo, NY XXXXX-XXXX (zip-code ** see below)

Creekside Village:	14261-0040
Flint Village:	14261-0090
Flickinger Court:	14228-3365
Hadley Village:	14261-0030
South Lake Village:	14261-0060

PARKING YOUR VEHICLE & OBTAINING A RESIDENTIAL PARKING PERMIT

All residents who choose to have a car on-campus must have a University resident parking permit as indicated by the letters RES above the permit number. If you live in the residence halls, you can park in one of the nearby lots. (Weekend visitors can park in a residence hall lot without a permit after 3 p.m. Friday) apartment parking is slightly different. Once you have received your University parking permit, bring it into the community office in your apartment complex to receive a University Apartments sticker.

If you do not have a University Parking Permit you will need to visit the Campus Parking and Transportation office located at 106 Spaulding or 1Capen. You can also go online at buffalo.edu/parking. If you have a guest visiting you, please have them visit the Parking and Transportation office to receive a guest parking tag. Cars without proper authorization will be ticketed and/or towed. For additional Campus Living parking information; go to: buffalo.edu/campusliving/get-help/how-to/Getting-around/parking-biking-and-transportation.html.

IMPORTANT DEADLINES AND DATES

Find a full calendar of important dates at our website: buffalo.edu/campusliving/apply-for-housing/important-dates.html.



Connect with us.



716-645-2171

TOLL FREE: 866-285-8806



WEBSITE/LIVE CHAT:

Available at **buffalo.edu/campusliving**



Join our @UBCampusLiving media platforms,
Twitter, Instagram, Snapchat, Facebook and YouTube.



University at Buffalo
Campus Living
Student Life

106 Red Jacket Quad
Ellicott Complex
Buffalo, NY 14261

716-645-2171 • 866-285-8806 (toll-free)

Fax: 716-645-3968

buffalo.edu/campusliving