

Survey Results
& Analysis
for
2014 UBIT Student Experience Survey



Monday, February 02, 2015
Powered by Vovici EFM
www.vovici.com

Executive Summary

This report contains a detailed statistical analysis of the results to the survey titled *2014 UBIT Student Experience Survey*. The results analysis includes answers from all respondents who took the survey in the 18 day period from Tuesday, October 21, 2014 to Friday, November 07, 2014. 1043 completed responses were received to the survey during this time.

Survey Results & Analysis

Survey: 2014 UBIT Student Experience Survey

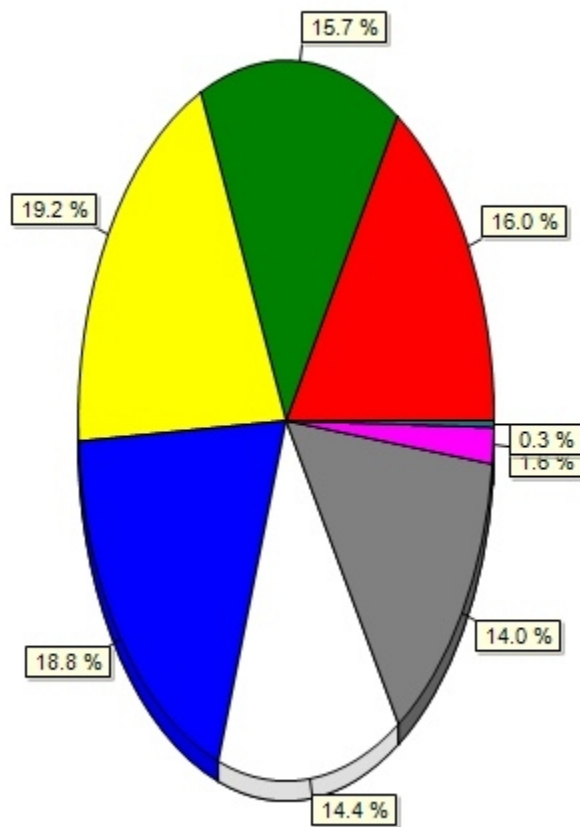
Author:

Filter:

Responses Received: 1043

1) You are a...

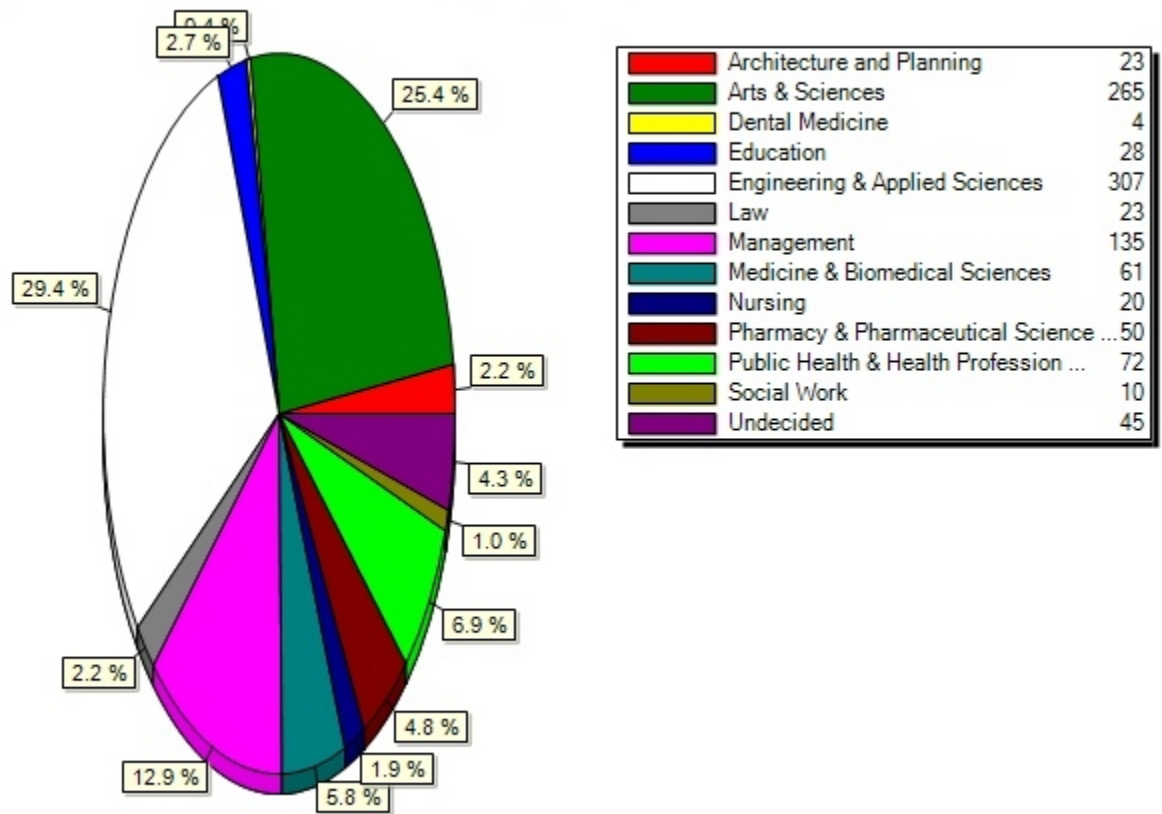
1) You are a...



Freshman	167
Sophomore	164
Junior	200
Senior	196
Graduate student - 1st year	150
Graduate student - year 2 or more	146
Non-degree seeking student	17
Not sure	3

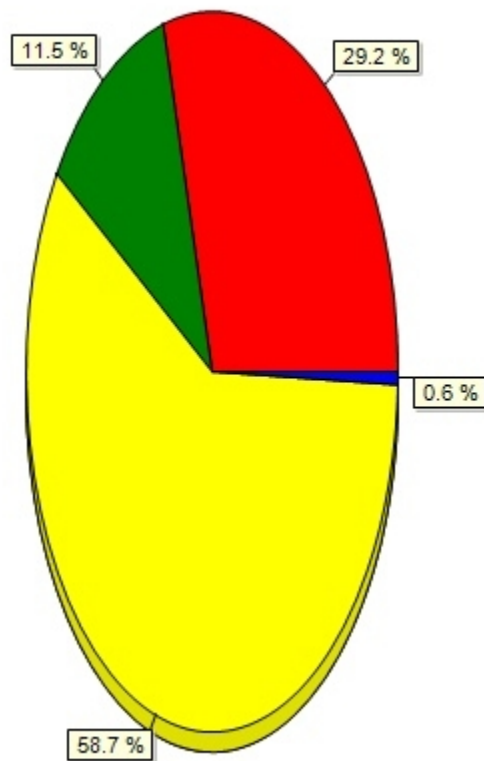
2) In which College or School within the University are you enrolled?

2) In which College or School within the University are you enrolled?



3) Where do you live?

3) Where do you live?

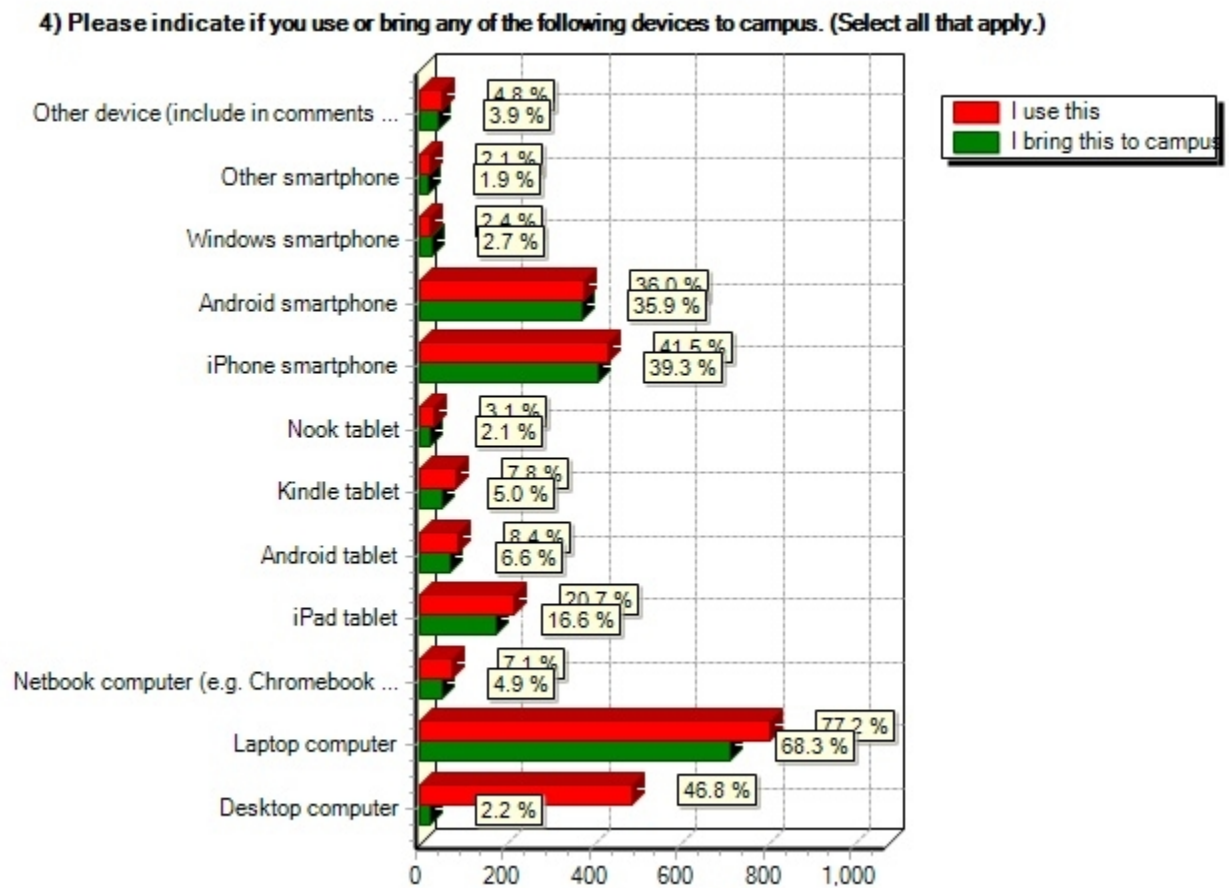


UB residence hall	305
On-campus apartment	120
Off-campus - home or off-campus a	612
Other	6

Other Responses:

University heights
Home
Off-campus - house
Parents house
wilkeson
Springville
Clement Hall
wilkeson
Singapore

4) Please indicate if you use or bring any of the following devices to campus.
(Select all that apply.)



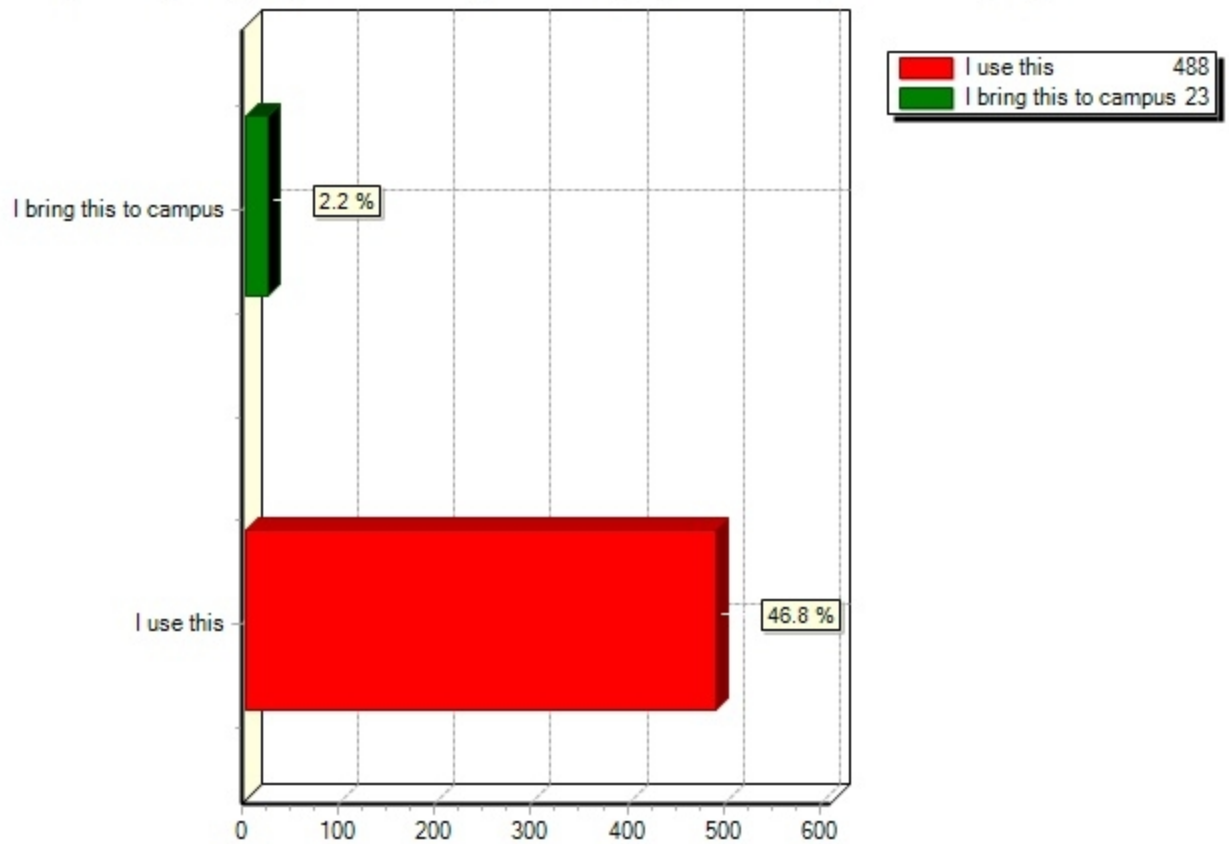
Comment Responses:

iPod Nano
iPod touch
3DS
IPod
charger
IPod
Smart TV and iPod Touch
Windows Tablet
Nintendo 3DS
Router, PS4
Ipod Touch
I use my Ipod as well
ipod touch
ipod touch
cellphone (no wifi capabilities)
Blackberry
paper and pen. :o)
ps vita 2ds
i lost my phone
iPod
Ipod Touch
Ipod touch 5
Ipod touch
Android tablet is functionally a laptop.
ipod touch
Sony Vaio Tablet
iPod Touch
ipod
Smart Pen
hardrive
xbox 360 and xbox one
Moto 360 Smartwatch, Raspberry Pi
ipod
ipod touch
Gaming devices

Basic Phone
Blackberry Playbook, Surface RT
Windows Tablet
iPod touch
Ipod
ipod touch
Home servers; Raspberry Pi
cell phone
Nintendo 3DS
ipod
mouse, flash drive, and hard drive

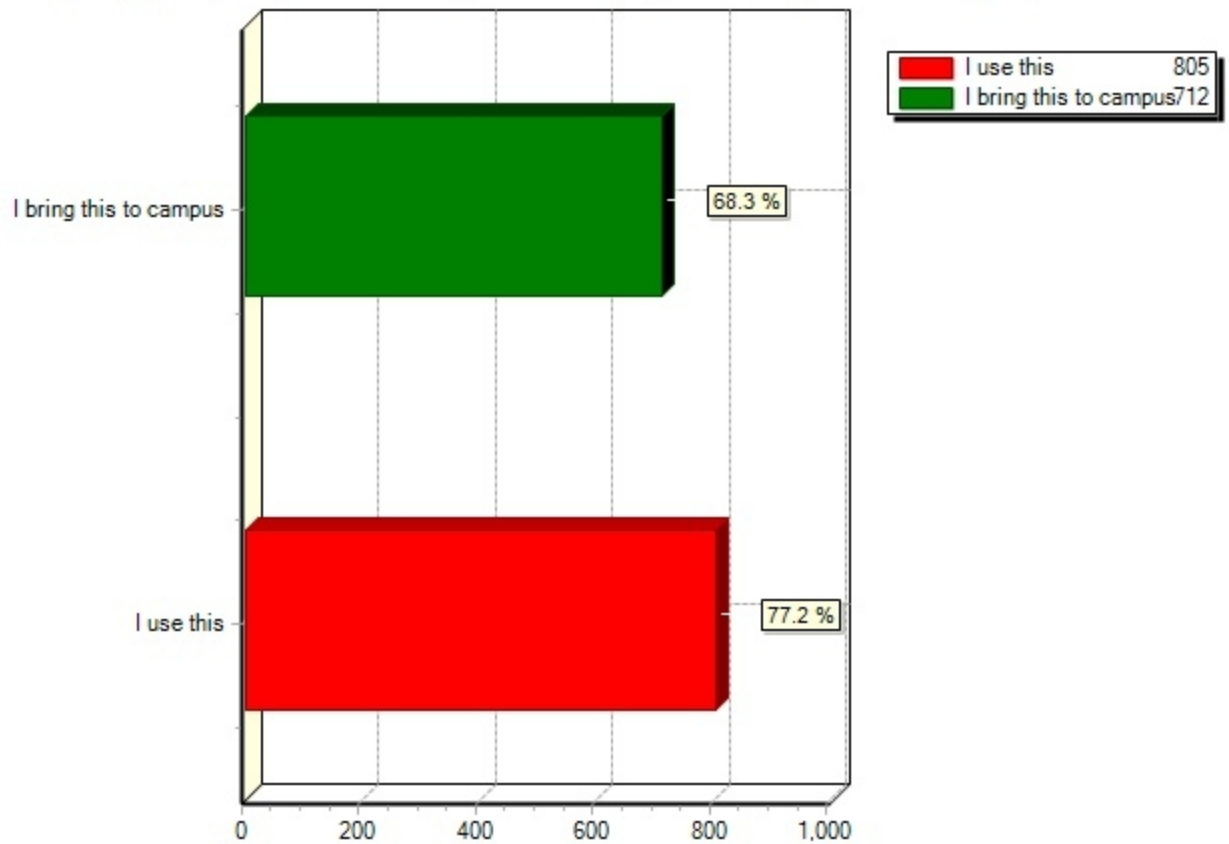
4.1) Desktop computer(Please indicate if you use or bring any of the following devices to campus. (Select all that apply.))

4.1) Desktop computer(Please indicate if you use or bring any of the following devices to campus. (Select



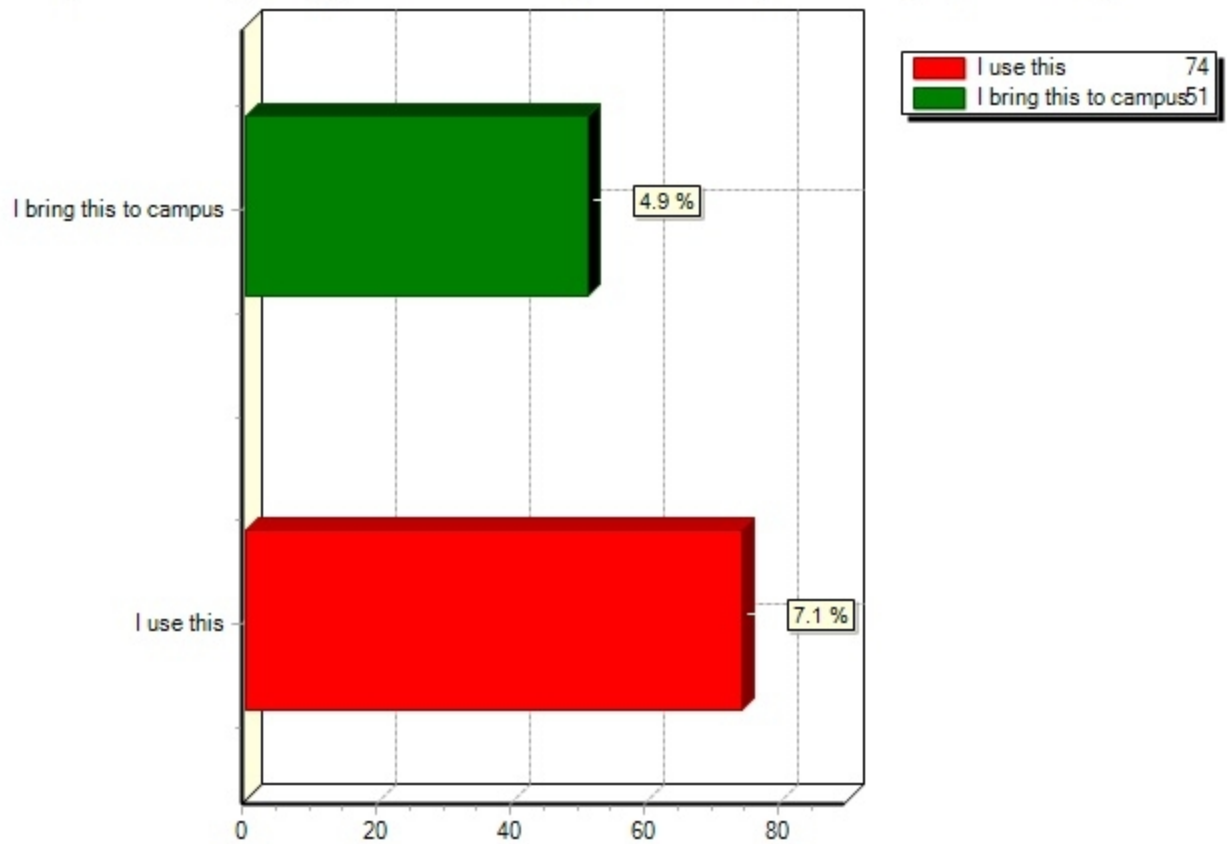
4.2) Laptop computer(Please indicate if you use or bring any of the following devices to campus. (Select all that apply.))

4.2) Laptop computer(Please indicate if you use or bring any of the following devices to campus. (Select a



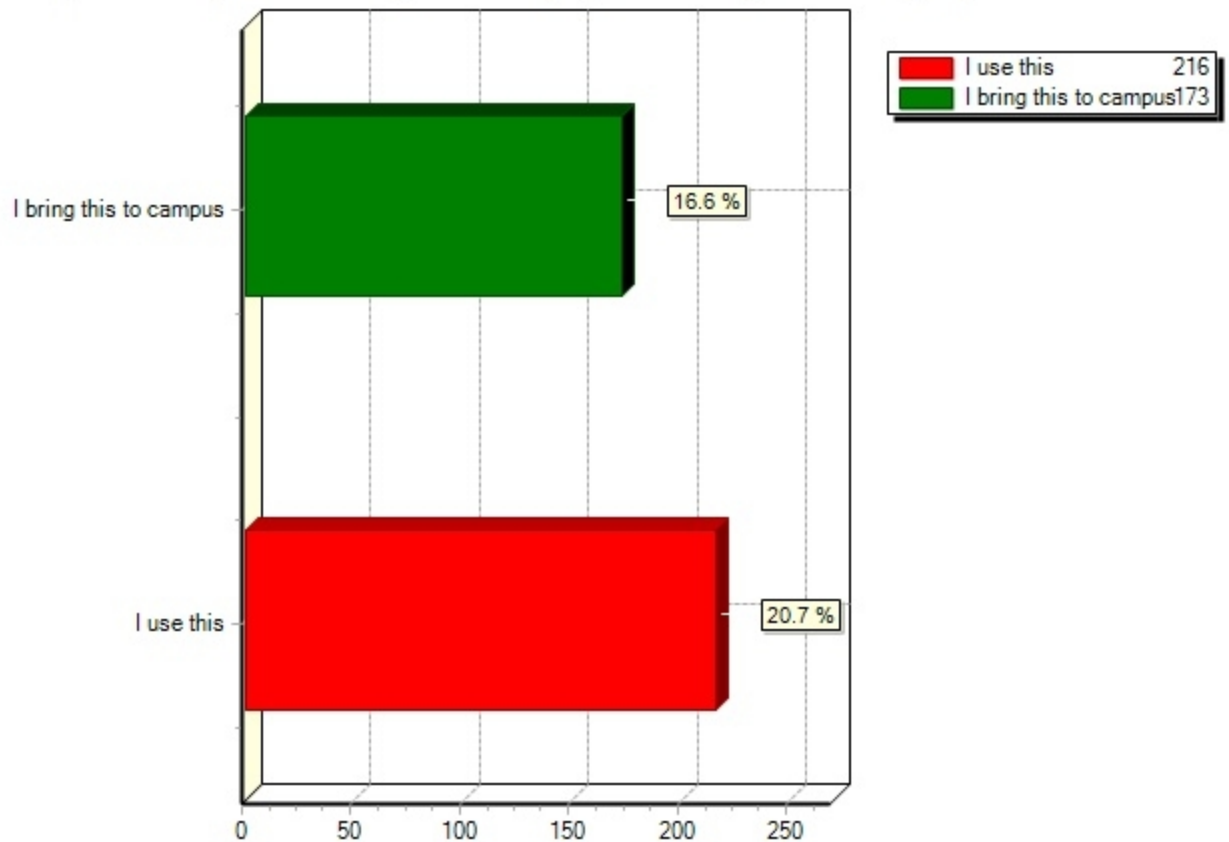
4.3) Netbook computer (e.g. Chromebook, Surface)(Please indicate if you use or bring any of the following devices to campus. (Select all that apply.))

4.3) Netbook computer (e.g. Chromebook, Surface)(Please indicate if you use or bring any of the following



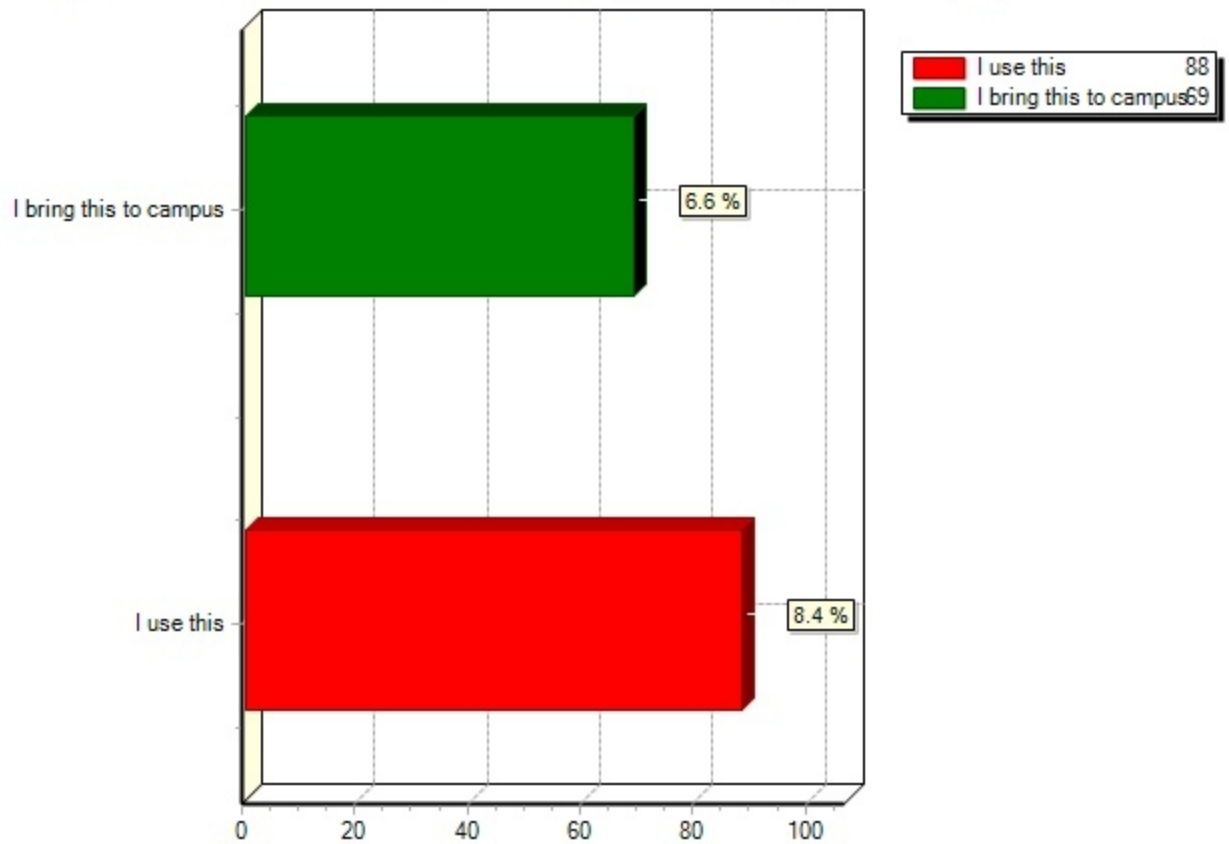
4.4) iPad tablet(Please indicate if you use or bring any of the following devices to campus. (Select all that apply.))

4.4) iPad tablet(Please indicate if you use or bring any of the following devices to campus. (Select all t



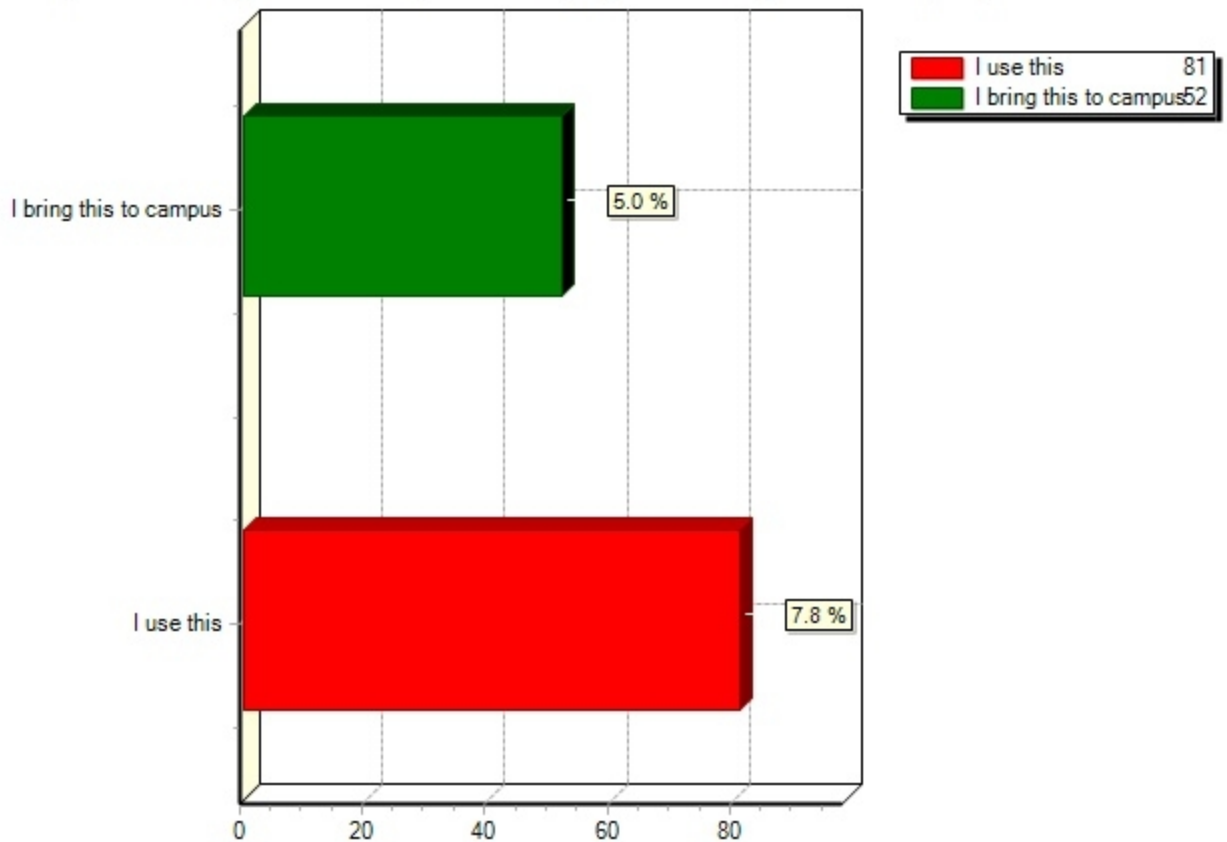
4.5) Android tablet(Please indicate if you use or bring any of the following devices to campus. (Select all that apply.))

4.5) Android tablet(Please indicate if you use or bring any of the following devices to campus. (Select al



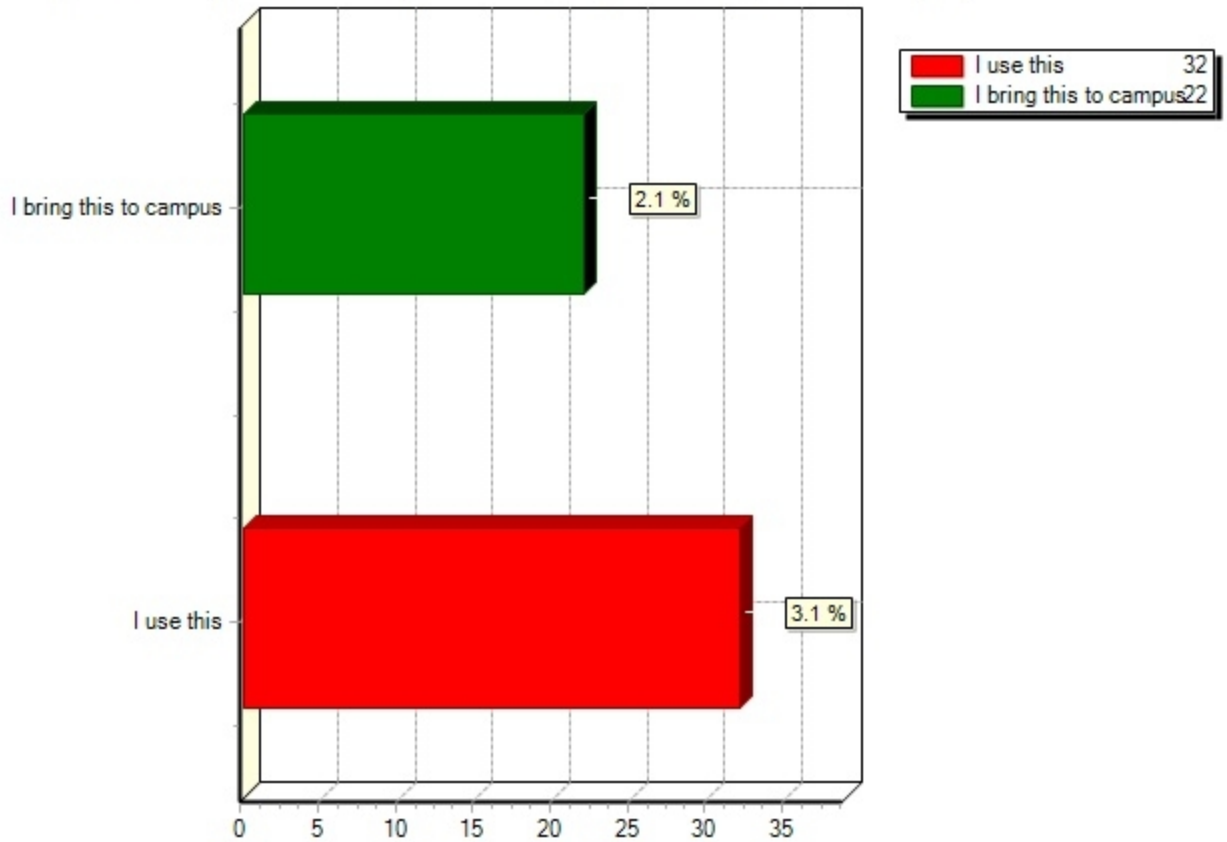
4.6) Kindle tablet(Please indicate if you use or bring any of the following devices to campus. (Select all that apply.))

4.6) Kindle tablet(Please indicate if you use or bring any of the following devices to campus. (Select all



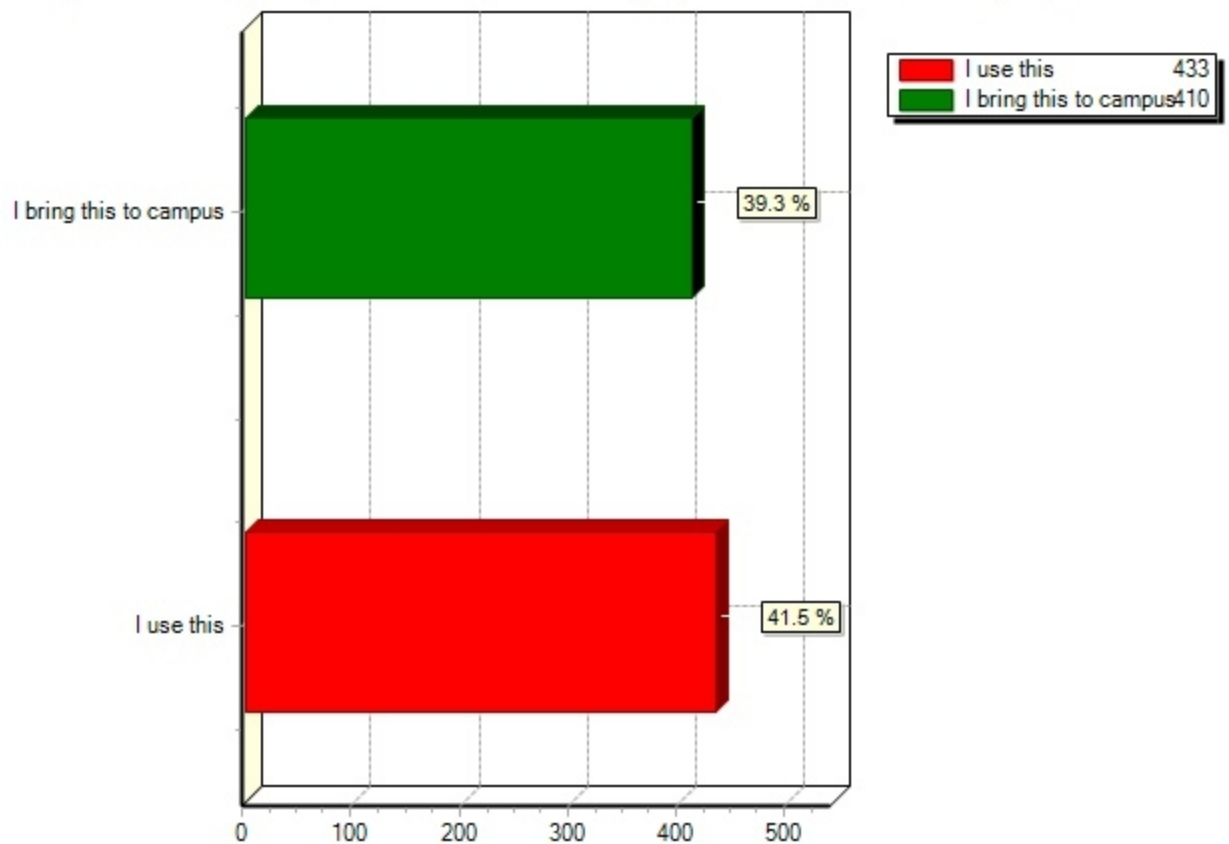
4.7) Nook tablet(Please indicate if you use or bring any of the following devices to campus. (Select all that apply.))

4.7) Nook tablet(Please indicate if you use or bring any of the following devices to campus. (Select all t



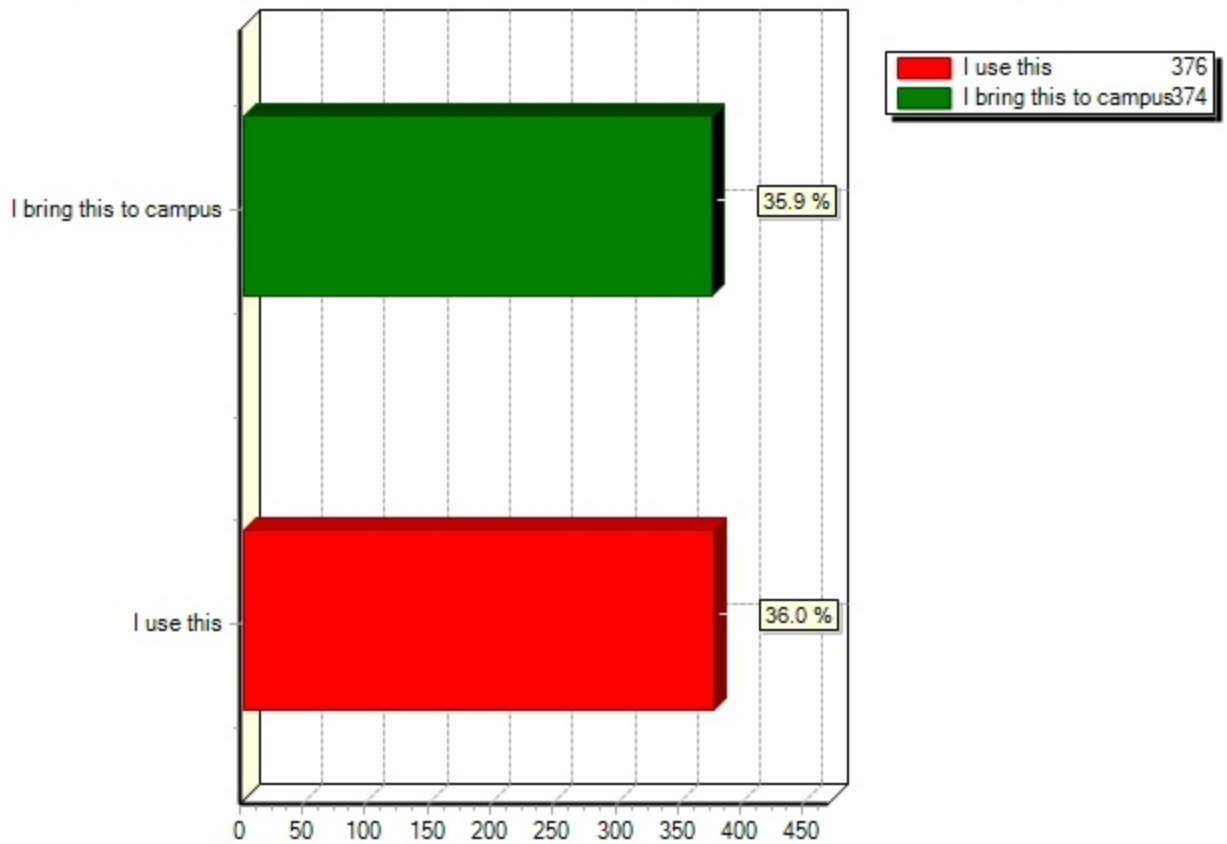
4.8) iPhone smartphone(Please indicate if you use or bring any of the following devices to campus. (Select all that apply.))

4.8) iPhone smartphone(Please indicate if you use or bring any of the following devices to campus. (Select



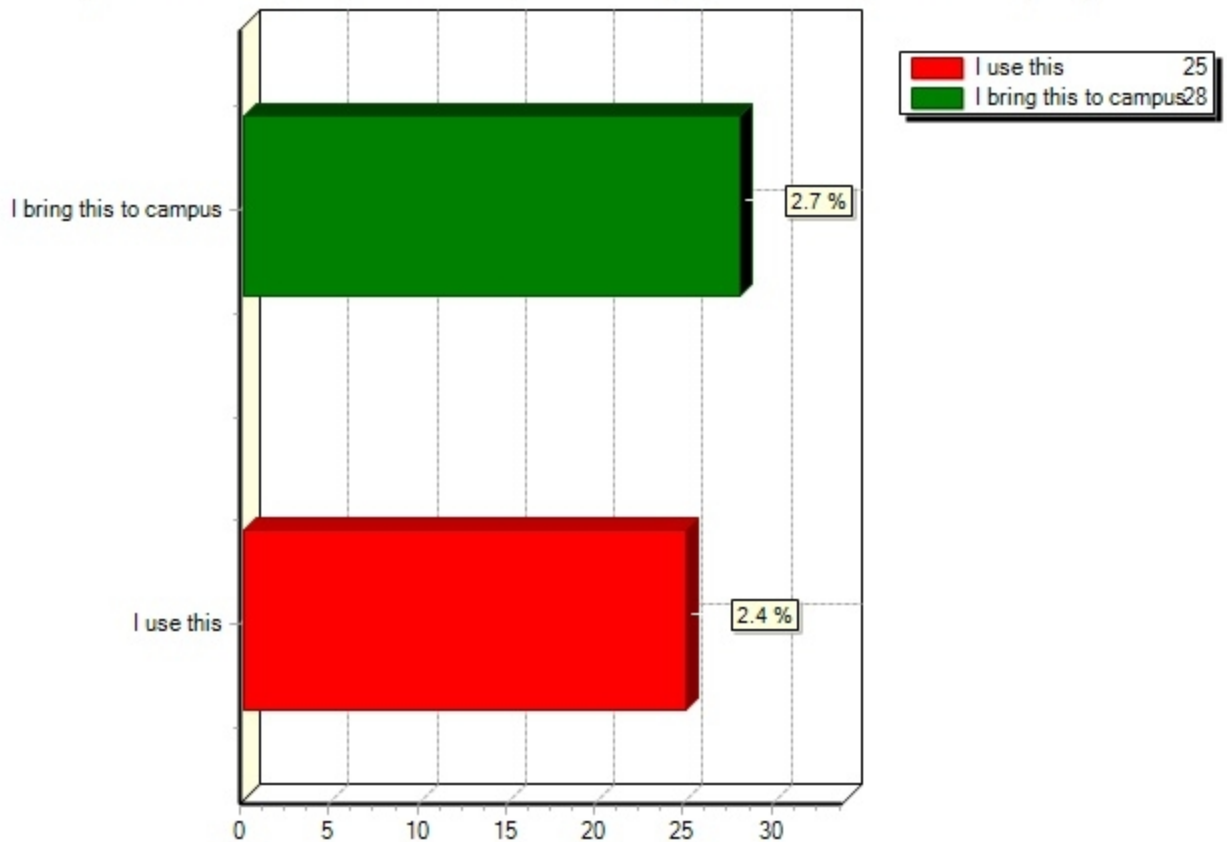
4.9) Android smartphone(Please indicate if you use or bring any of the following devices to campus. (Select all that apply.))

4.9) Android smartphone(Please indicate if you use or bring any of the following devices to campus. (Select



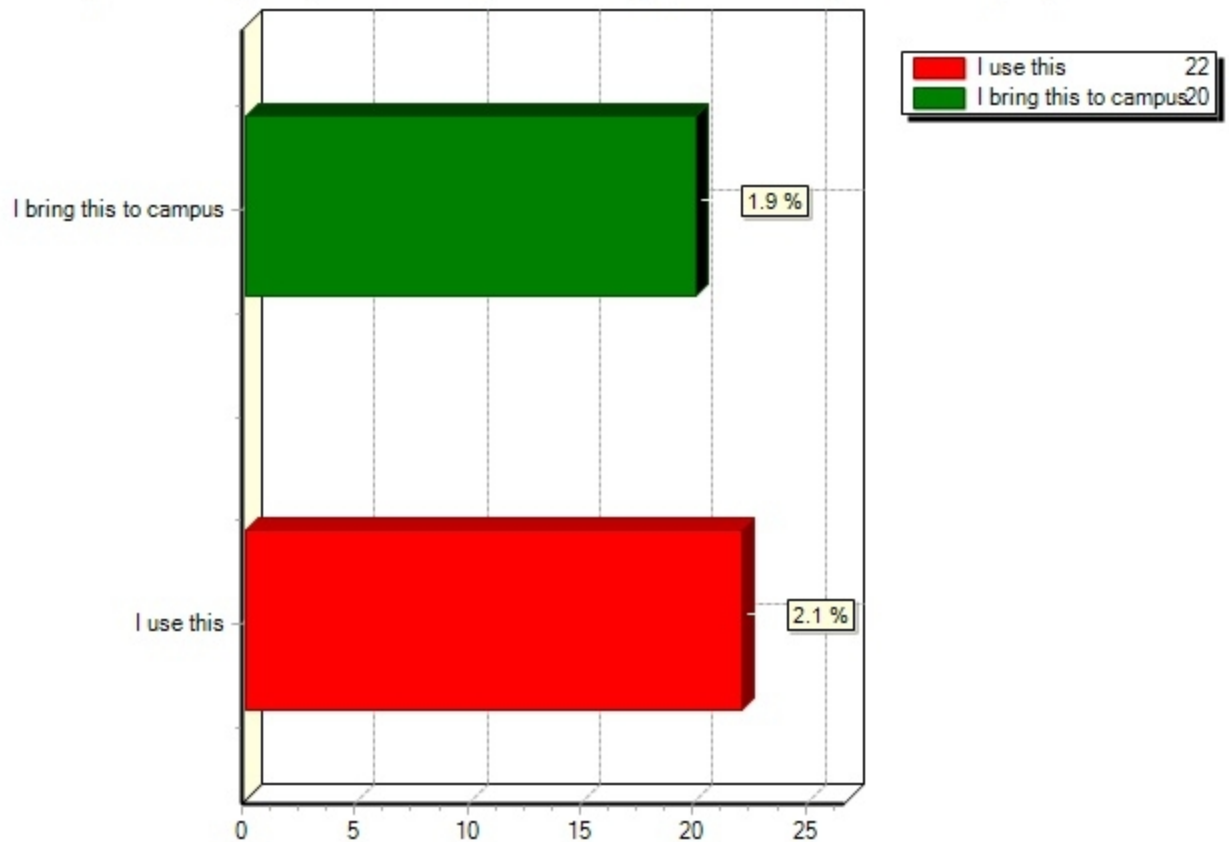
4.10) Windows smartphone(Please indicate if you use or bring any of the following devices to campus. (Select all that apply.))

4.10) Windows smartphone(Please indicate if you use or bring any of the following devices to campus. (Sele



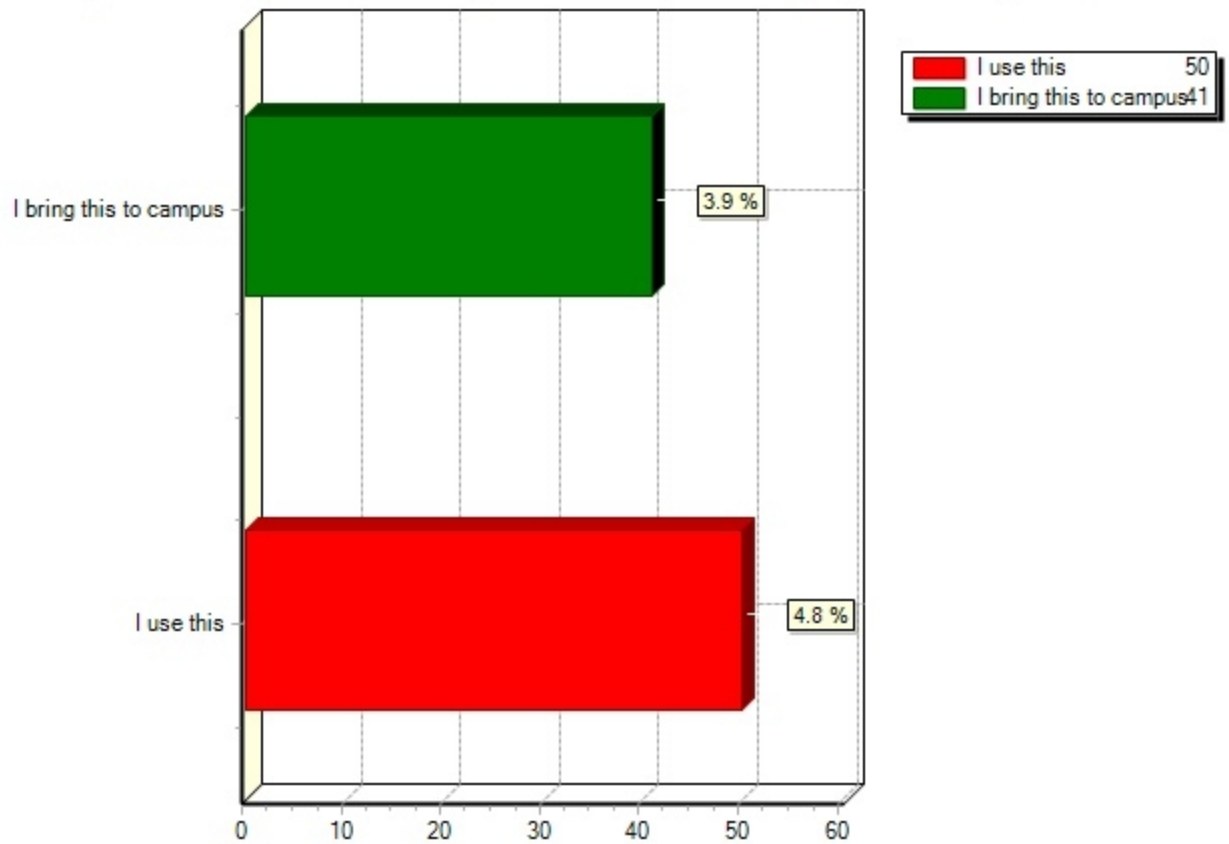
4.11) Other smartphone(Please indicate if you use or bring any of the following devices to campus. (Select all that apply.))

4.11) Other smartphone(Please indicate if you use or bring any of the following devices to campus. (Select



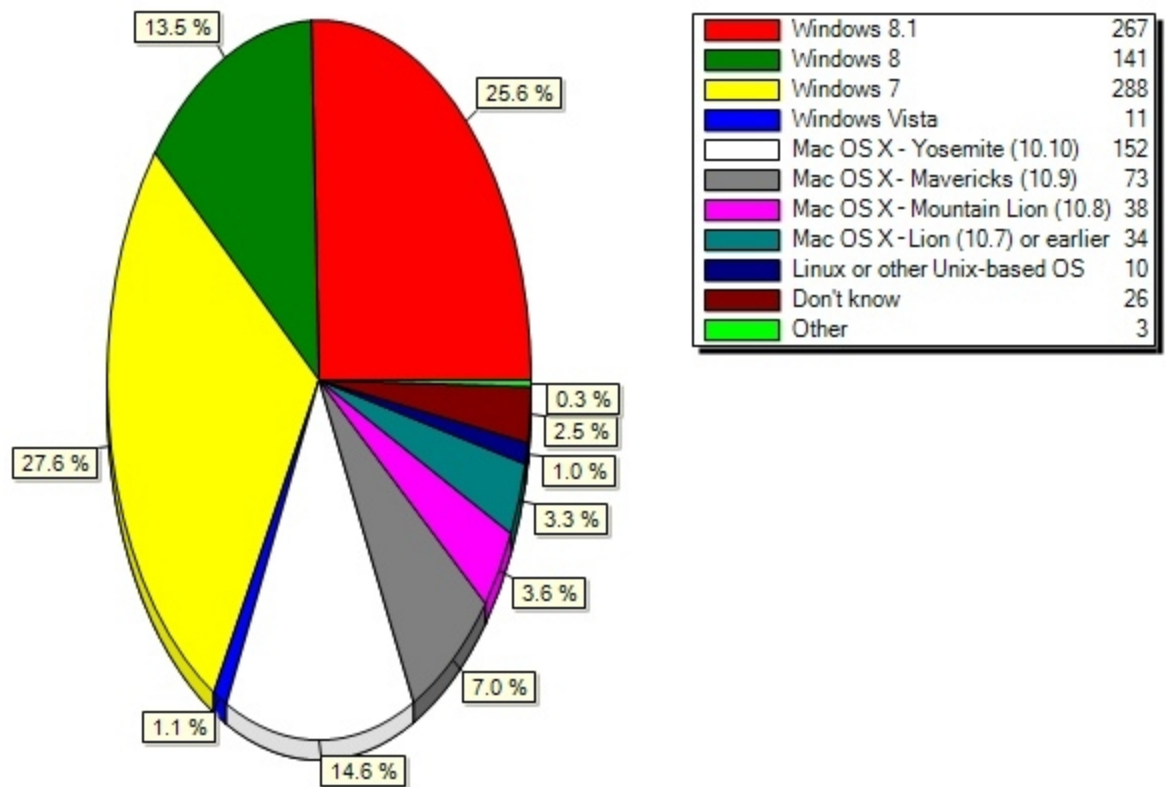
4.12) Other device (include in comments)(Please indicate if you use or bring any of the following devices to campus. (Select all that apply.))

4.12) Other device (include in comments)(Please indicate if you use or bring any of the following devices



5) What operating system is on the computer that you use the most?

5) What operating system is on the computer that you use the most?

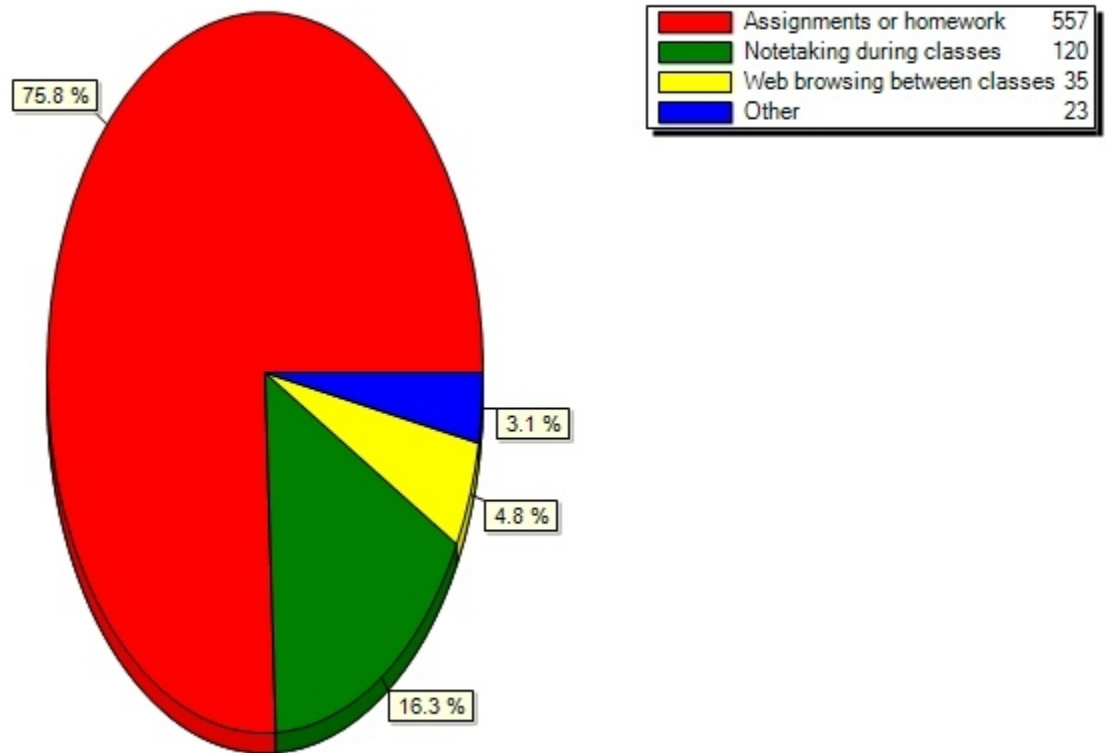


Other Responses:

Chrome OS
Windows XP
Windows XP

6) What is the main reason you bring your laptop/netbook to campus?

6) What is the main reason you bring your laptop/netbook to campus?



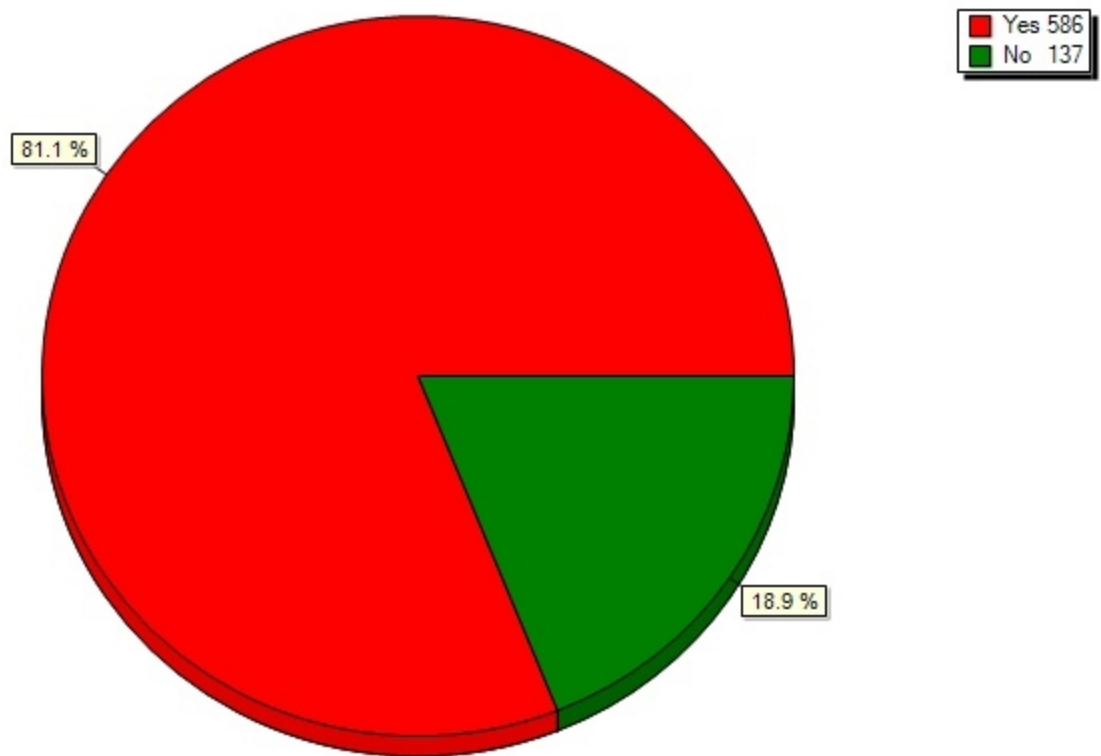
Other Responses:

CS major
In case systems in libraries are busy
lecturing
General School related things
I dont
The internet is more accessible.
I did bring it
do research

research
save password and bookmarks in my browser
communications/connections
class readings, using as TA
All of above
required for class
i get bored in lecture lol
No study table in my room
Schedule on my iPad mini, also wifi
PR purposes
A combination of all 3 above
Bring it sparingly to program with
need details/files from my computer
entertainment
personal research
Forced to own and bring laptops for exam

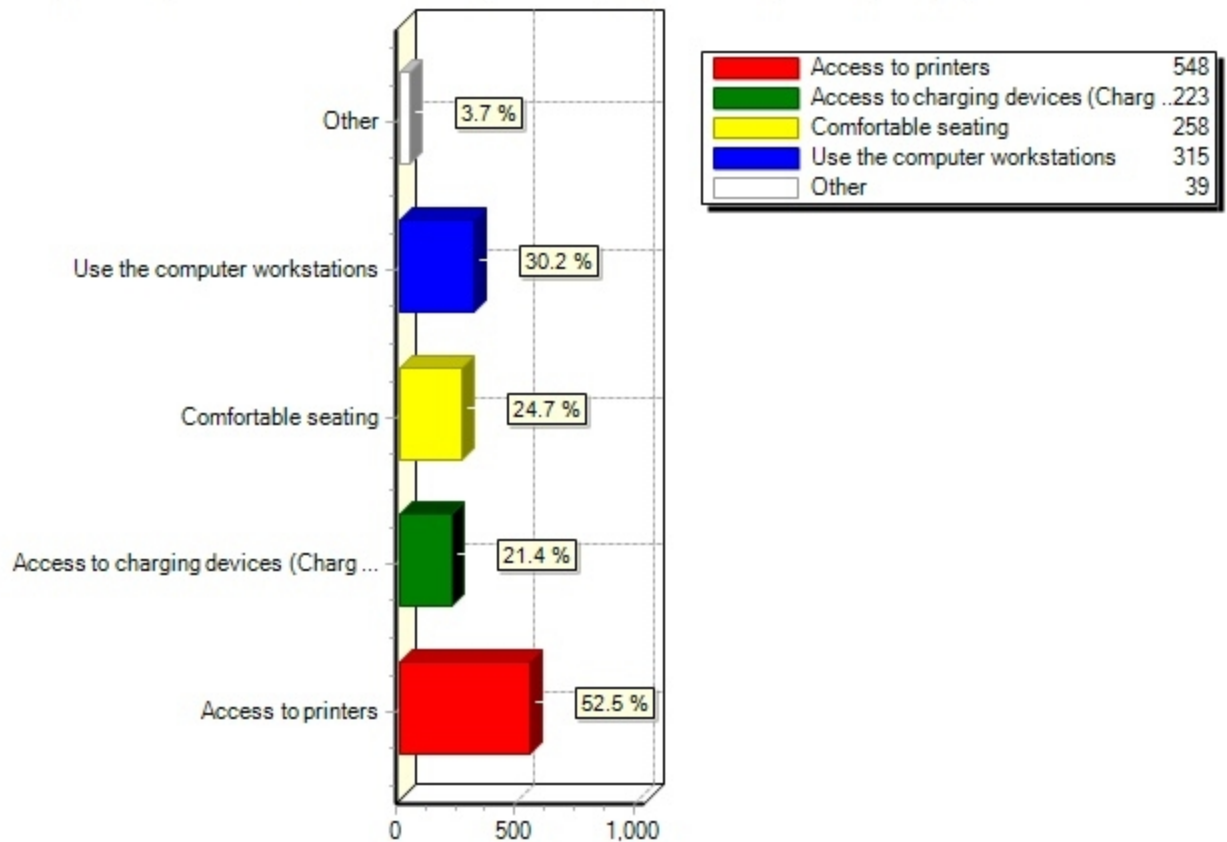
7) Do you use UB's public computing sites even when you have your laptop/netbook on campus?

7) Do you use UB's public computing sites even when you have your laptop/netbook on campus?



8) What do you still find useful about UB's public computing sites when you have your laptop/netbook on campus? (Select all that apply.)

8) What do you still find useful about UB's public computing sites when you have your laptop/netbook on ca



Other Responses:

Seating could be more comfortable
big screen
big screens
Programs such as SAS, Mathmatica, etc.
Software available on the computers
easy access to some softwares
Using the adobe creative suite
Access to my account document
Communication with friends
Certain software I cant download
certain engineering programs

bigger screen
utilizing 2 screens to work
The screen size
high table
to use software. ex: MatLab, MultiLab
using some software
Dual Monitor purposes
Programs installed on the computers
Quieter than my dorm/study oriented area
Softwares like MATLAB and PTC Creo
larger screen & keyboard
Applications and programs available
wireless printing from mac still broken
softwares
I can use two screens at once
Bigger screen/keyboard to type
Silent study at Public computing
software access is fast
major requires software that I dont have
Change of scene/typing position
No concerns about network connectivity
Easier for something quick
Fster internet connection than wifi
calm atmosphere
not carrying around a heavy laptop
I don't roam online with campus computer
Bigger screen than laptop
access to softwares
internet access

9) What's your preferred method for accessing media (music, videos, games) online? (Select all that apply.)

9) What's your preferred method for accessing media (music, videos, games) online? (Select all that apply.)



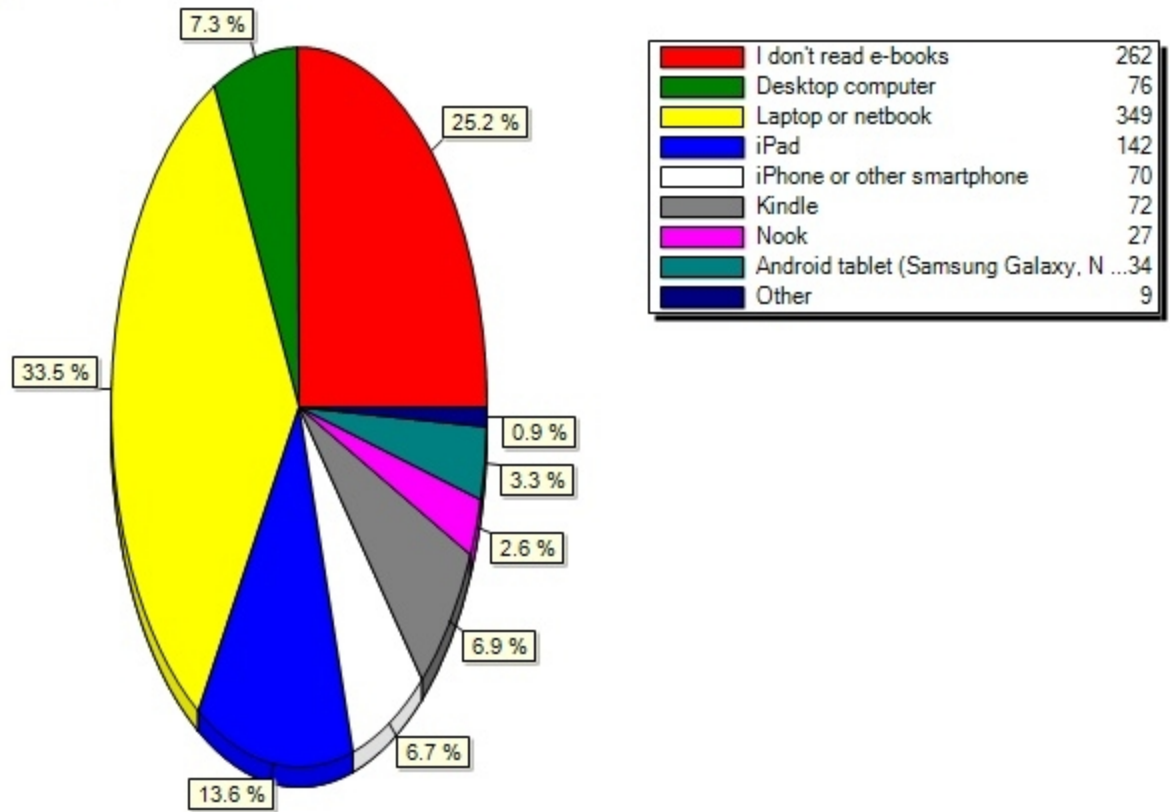
Other Responses:

youtube
pirate bay
Youtube, websites
twitch.tv, azubu.tv
steam
drama

Steam, Youtube
Twitch.tv
Solar movie
Youtube
Steam
normal youtube and google
Priority: (1) Streaming, (2) Download
spotify
youtube
Physical Media
TV provider's home page

10) What type of device do you use the most to read e-books or e-textbooks?

10) What type of device do you use the most to read e-books or e-textbooks?

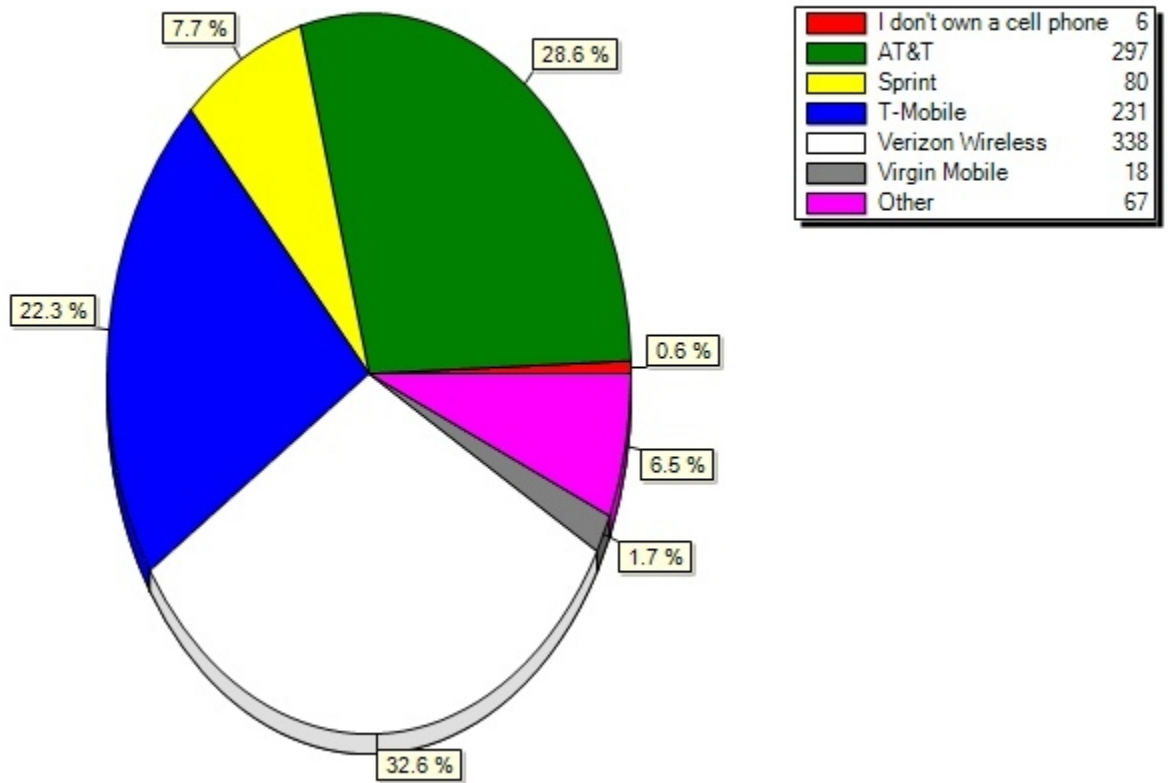


Other Responses:

Surface
ipod
Windows(Toshiba) Tablet
Limited Selection of Ebooks, though.
blackberry tablet
i dont read
Also, laptop
Surface RT
Windows Tablet
Microsoft Surface
Surface Pro

11) Who provides your cell phone service?

11) Who provides your cell phone service?




Other Responses:

NET10

boost mobile
Ultra mobile
Metro PCS
metro
Republic Wireless
straight talk
Fido
Lyca Mobile
metro pcs
cricket
LycaMobile
ultra
Lyca Mobile
Metro PCS
Simple Mobile
MetroPCS
Simple Mobile
H2O
Straight Talk
ultra mobile
Simplemobile
H2O
Lycamobile
Republic Wireless
MetroPCS
Metro PCs
ultra me
Republic Wireless
TracFone
Lycamobile
Lycamobile
but considering switching to cheaper one
Ultra Me
ultra - lyca
Metro-PCS
tracfone

currently no phone
Consumer Cellular
tracfone
Lycamobile
consumer cellular
Ultra Mobile
H2O
Straight Talk
Straight Talk
Lycamobile
BOOST
Boost Mobile
Blue Wireless
Boost Mobile
lycamobile
Lyca
Straight Talk Wireless (tracfone)
lyca mobile
h2o wireless
I don't have a working SIM card
Cricket Wireless
Freedom Pop (runs on Sprint network)
StarHub
ultra
Straight Talk (through ATT network)
cricket
Safelink
FreedomPop
Cricket
Ultra Mobile
Ultra Mobile
tracfone
smart talk

12) Please indicate your level of interest in using your mobile device to access the following UB services:



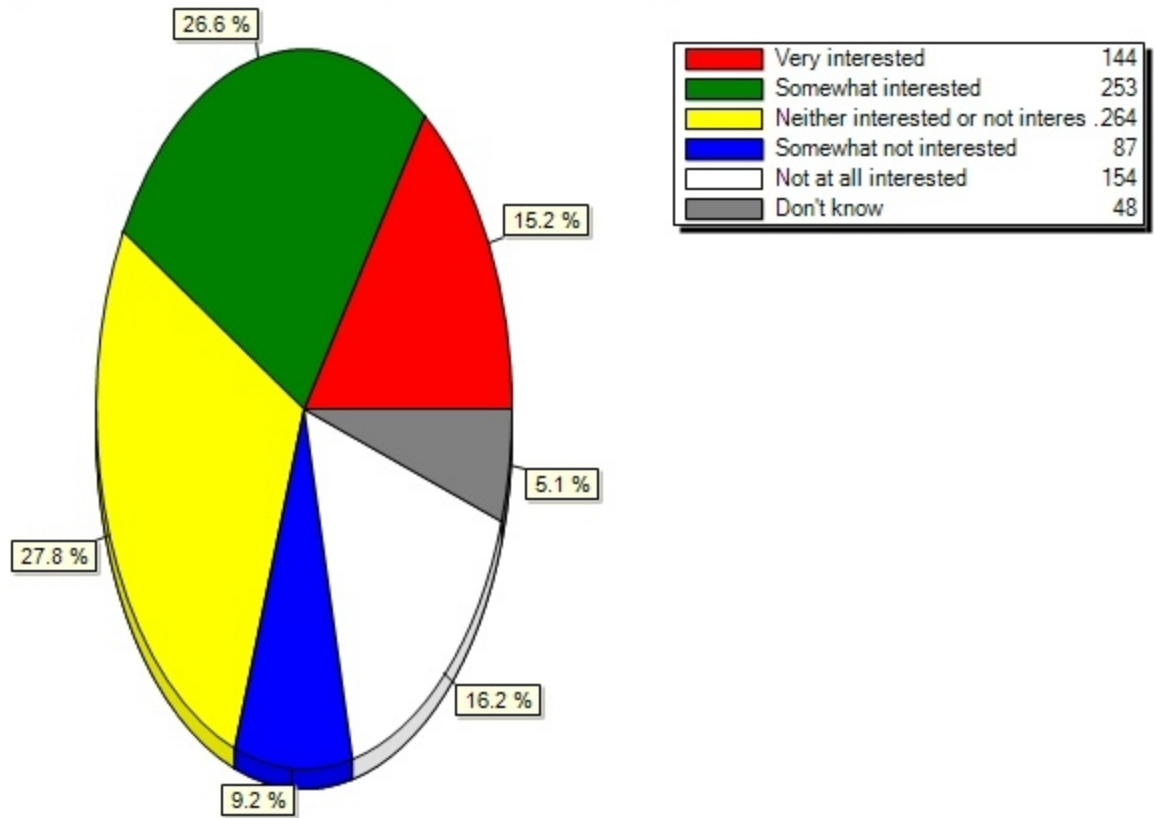
Comment Responses:

management school website

Free food on campus
Also a class scheduler
BullsEye
UB Clubs
make appointment with advisor
Tap & Pay
i don't have a smart phone
ub dining
Good mobile sites are better than apps
Echo

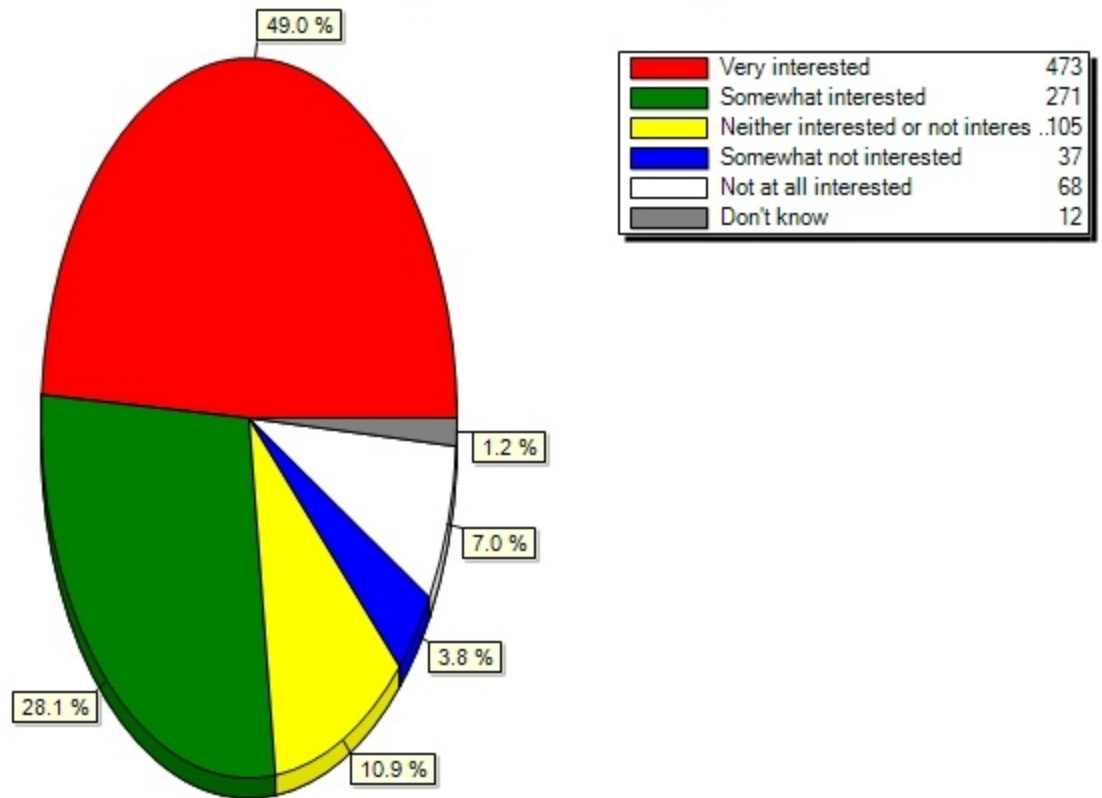
12.1) Ask A Librarian(Please indicate your level of interest in using your mobile device to access the following UB services:)

12.1) Ask A Librarian(Please indicate your level of interest in using your mobile device to access the fol



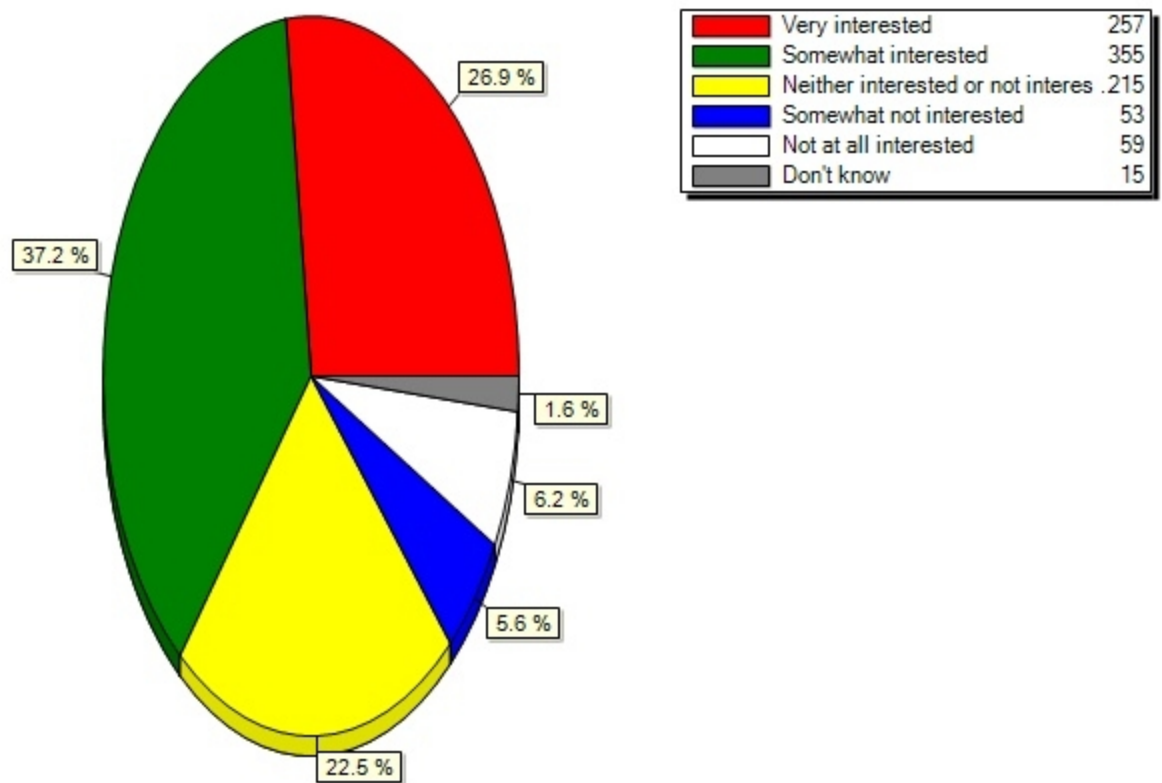
12.2) Bus/shuttle info. and alerts(Please indicate your level of interest in using your mobile device to access the following UB services:)

12.2) Bus/shuttle info. and alerts(Please indicate your level of interest in using your mobile device to a



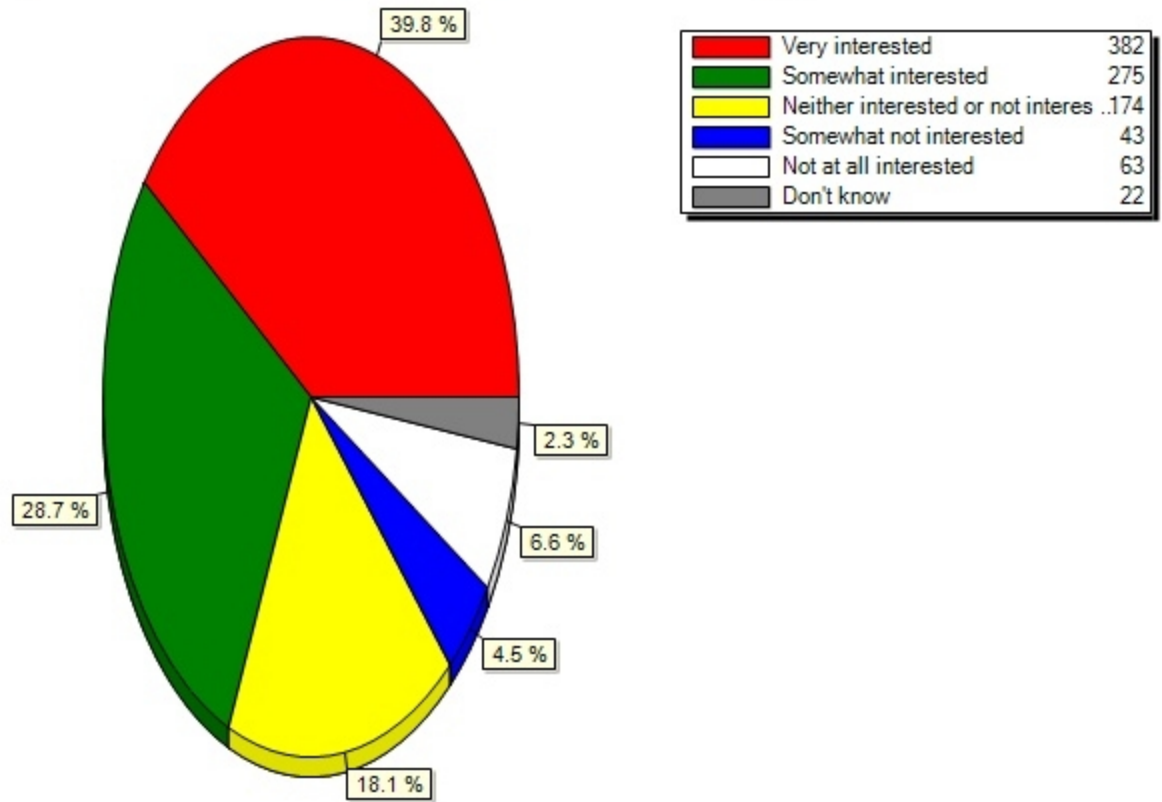
12.3) Directory (finding people)(Please indicate your level of interest in using your mobile device to access the following UB services:)

12.3) Directory (finding people)(Please indicate your level of interest in using your mobile device to acc



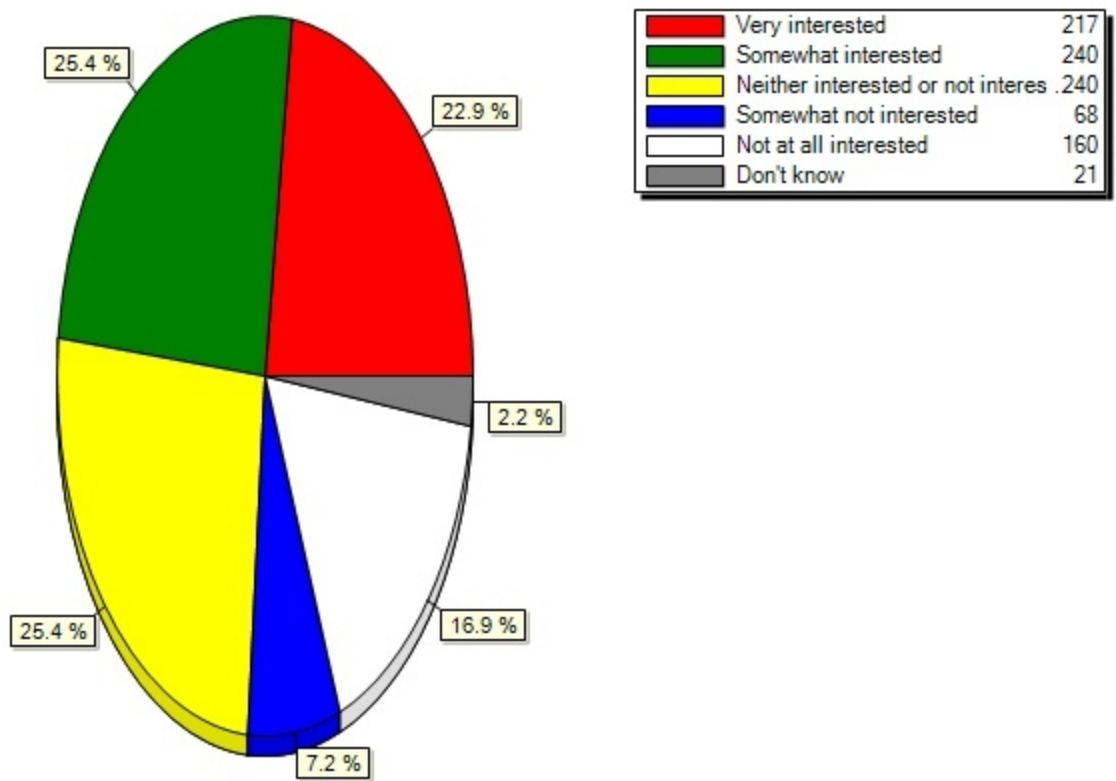
12.4) Find an Available Computer(Please indicate your level of interest in using your mobile device to access the following UB services:)

12.4) Find an Available Computer(Please indicate your level of interest in using your mobile device to acc



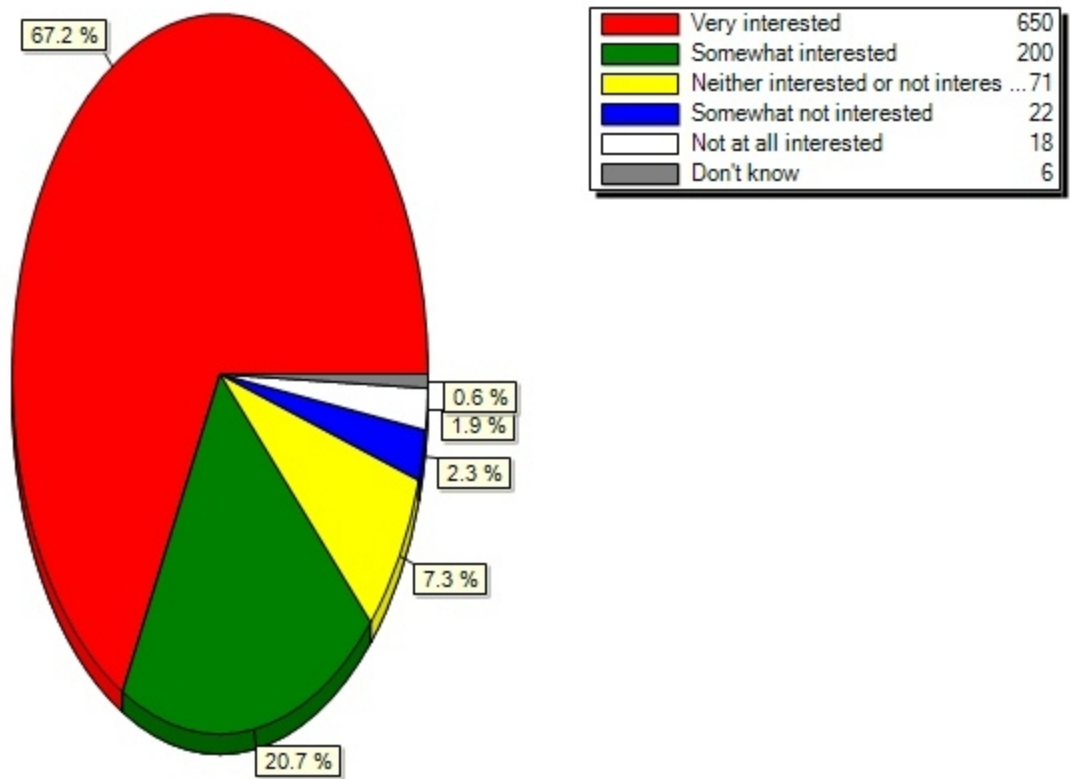
12.5) Housing info. at UB(Please indicate your level of interest in using your mobile device to access the following UB services:)

12.5) Housing info. at UB(Please indicate your level of interest in using your mobile device to access the



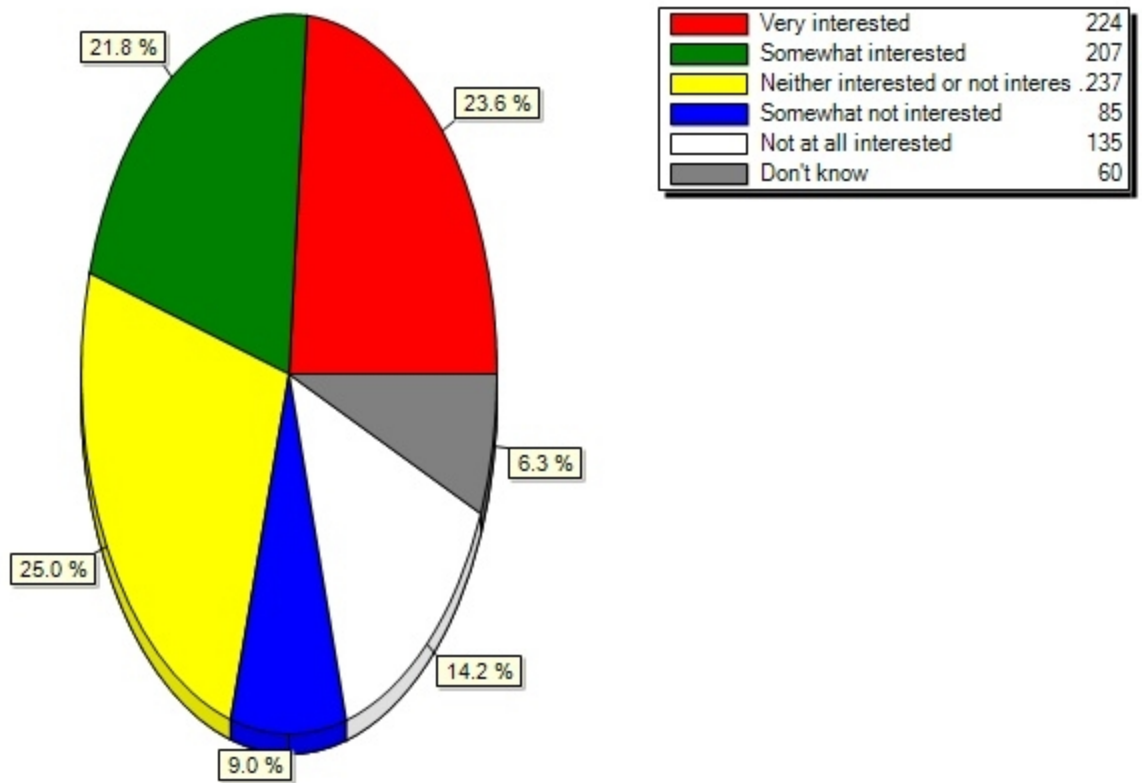
12.6) HUB Student Center(Please indicate your level of interest in using your mobile device to access the following UB services:)

12.6) HUB Student Center(Please indicate your level of interest in using your mobile device to access the



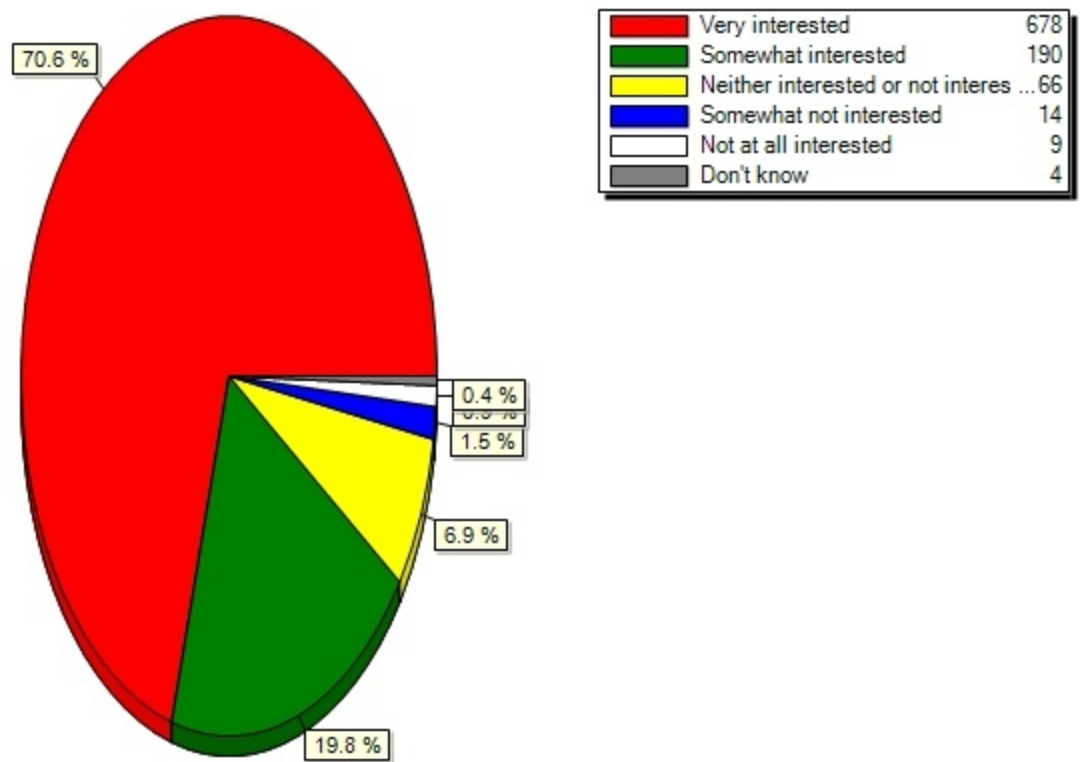
12.7) iTunes U(Please indicate your level of interest in using your mobile device to access the following UB services:)

12.7) iTunes U(Please indicate your level of interest in using your mobile device to access the following



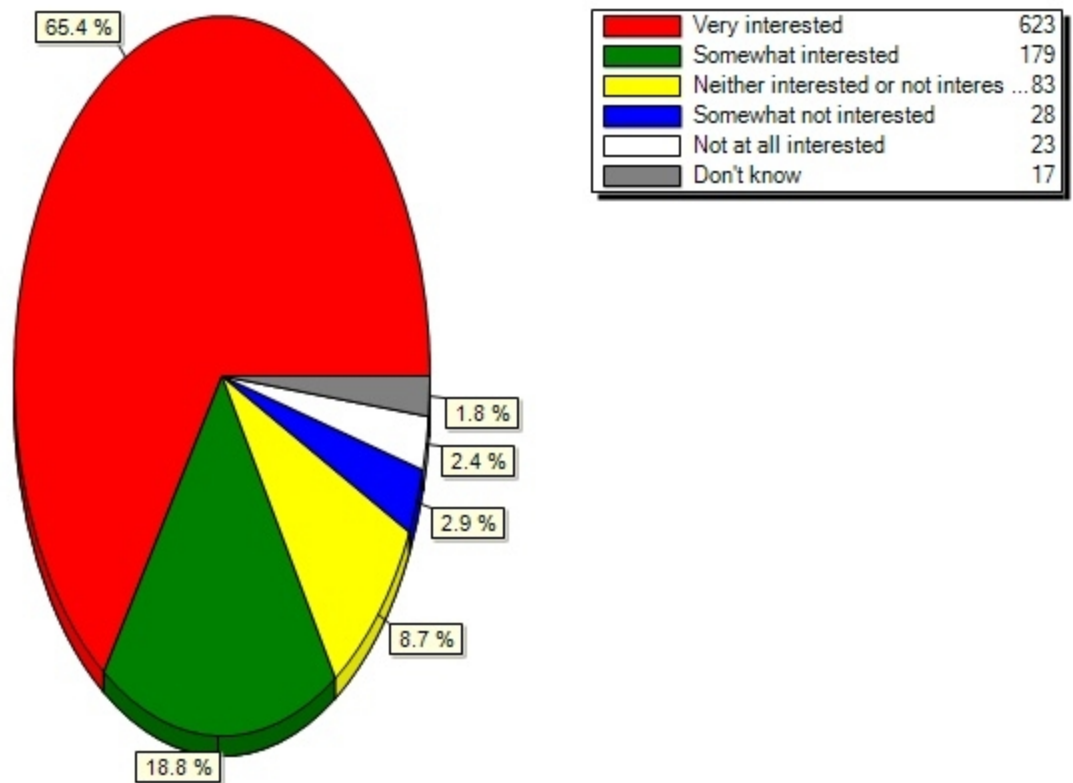
12.8) MyUB(Please indicate your level of interest in using your mobile device to access the following UB services:)

12.8) MyUB(Please indicate your level of interest in using your mobile device to access the following UB s



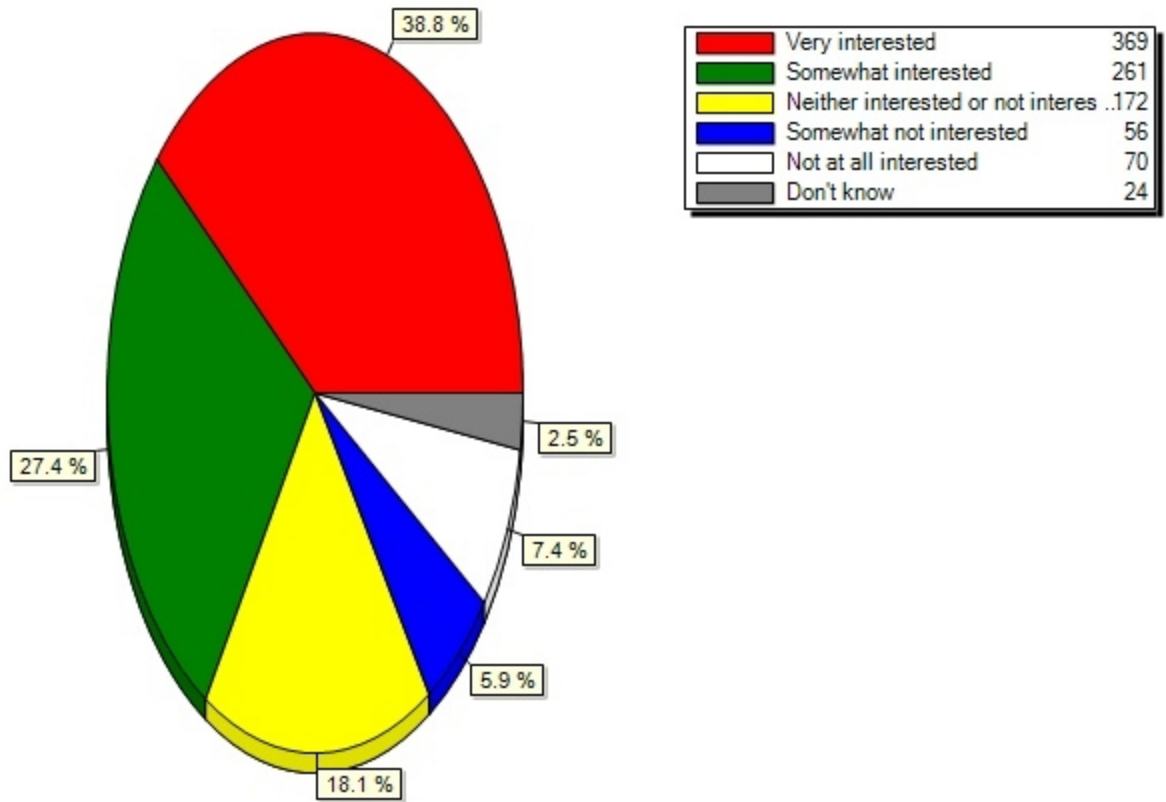
12.9) Printing (iprint)(Please indicate your level of interest in using your mobile device to access the following UB services:)

12.9) Printing (iprint)(Please indicate your level of interest in using your mobile device to access the f



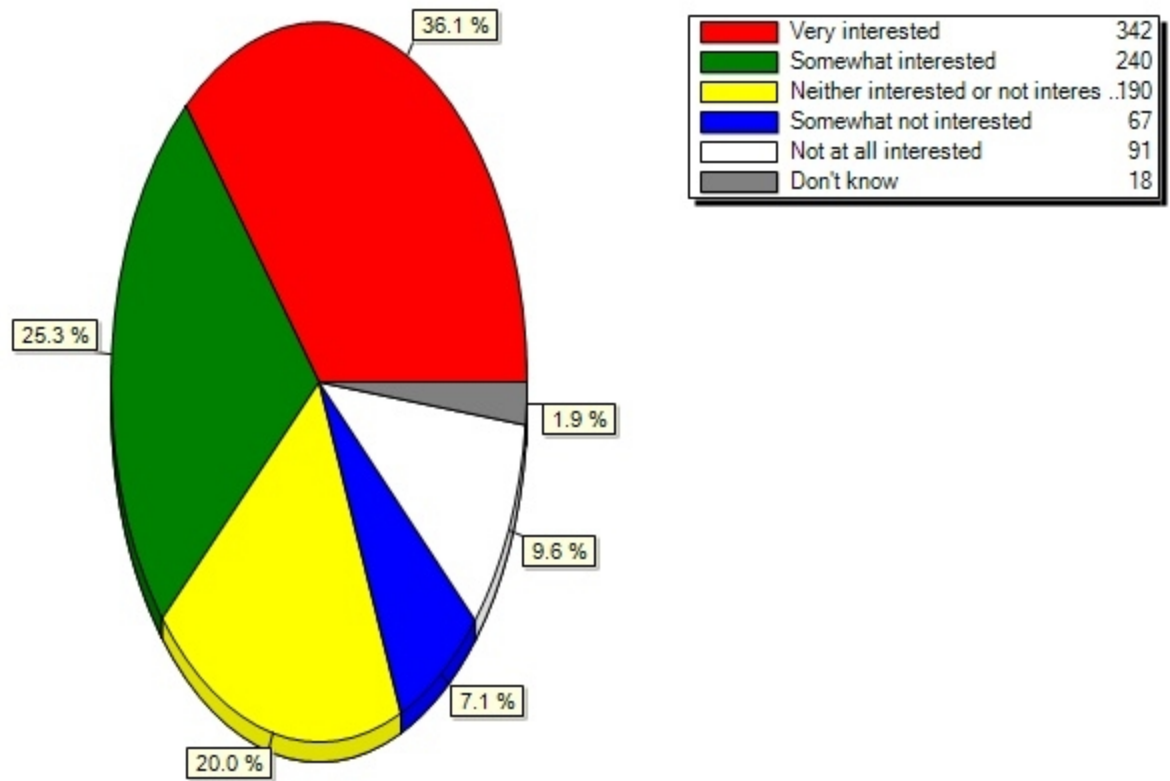
12.10) Read e-books or e-textbooks(Please indicate your level of interest in using your mobile device to access the following UB services:)

12.10) Read e-books or e-textbooks(Please indicate your level of interest in using your mobile device to a



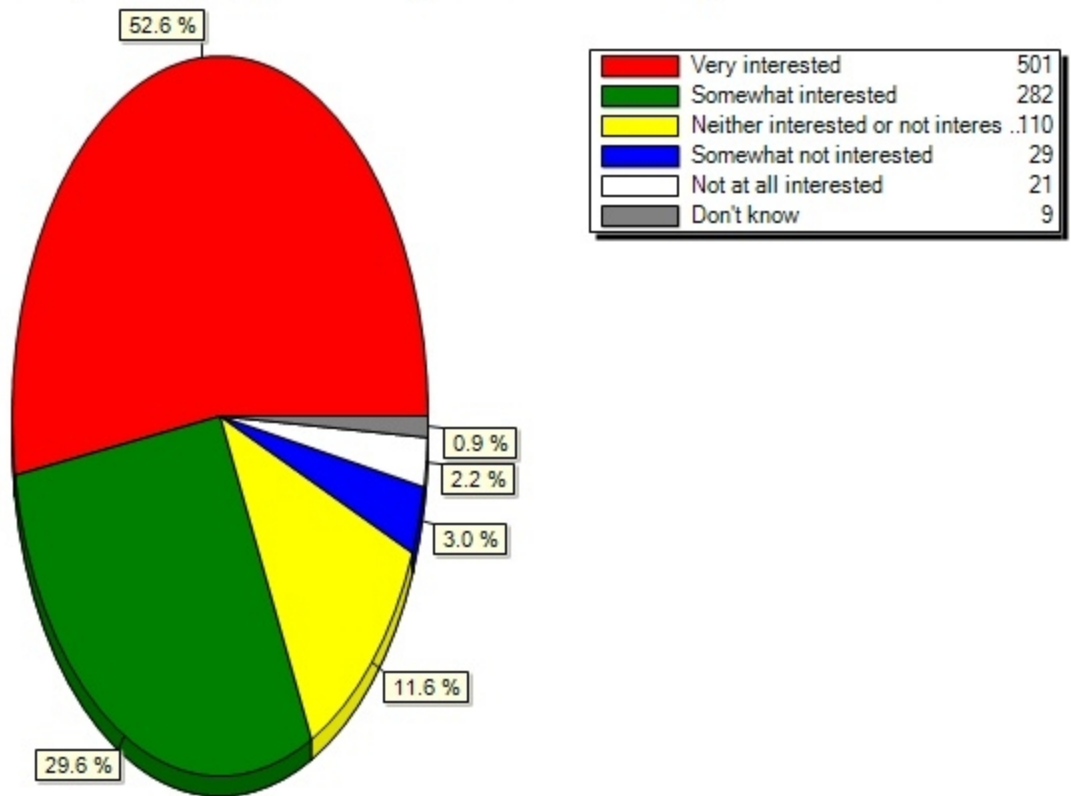
12.11) Traffic and parking alerts(Please indicate your level of interest in using your mobile device to access the following UB services:)

12.11) Traffic and parking alerts(Please indicate your level of interest in using your mobile device to ac



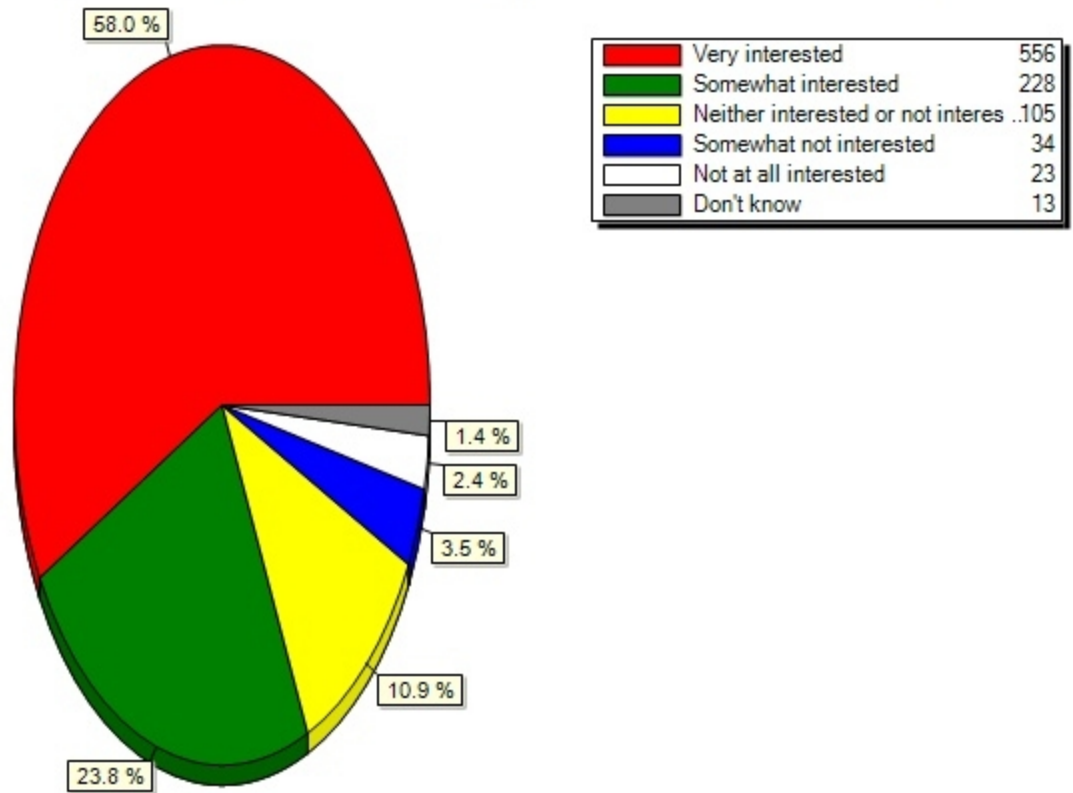
12.12) UB Alerts (emergency info.)(Please indicate your level of interest in using your mobile device to access the following UB services:)

12.12) UB Alerts (emergency info.)(Please indicate your level of interest in using your mobile device to a



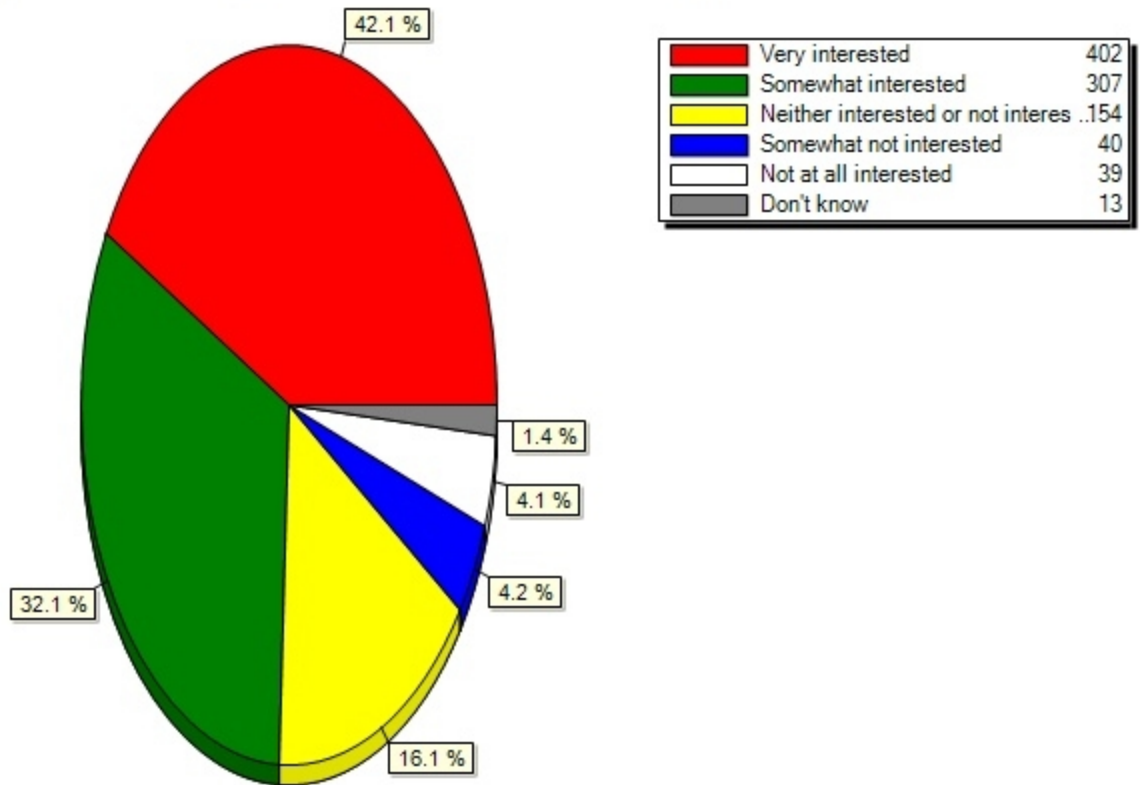
12.13) UB Card(Please indicate your level of interest in using your mobile device to access the following UB services:)

12.13) UB Card(Please indicate your level of interest in using your mobile device to access the following



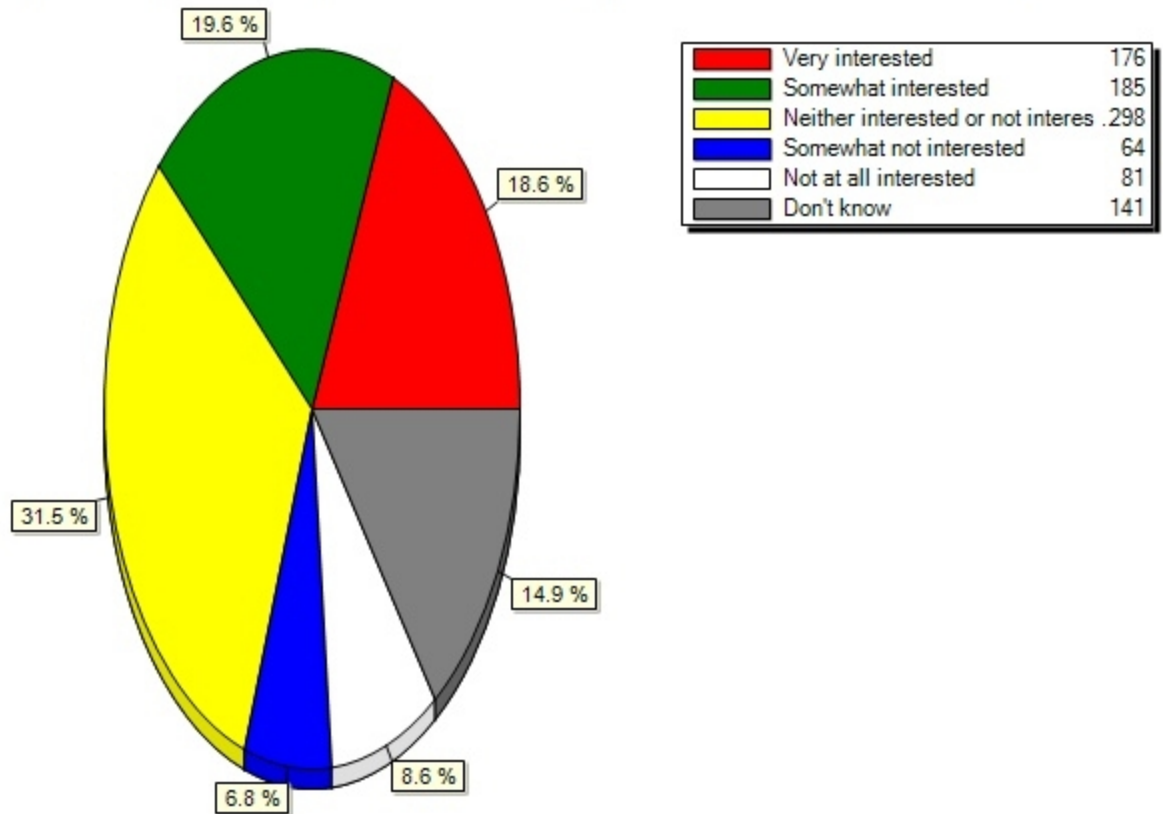
12.14) UB Events Calendar(Please indicate your level of interest in using your mobile device to access the following UB services:)

12.14) UB Events Calendar(Please indicate your level of interest in using your mobile device to access the



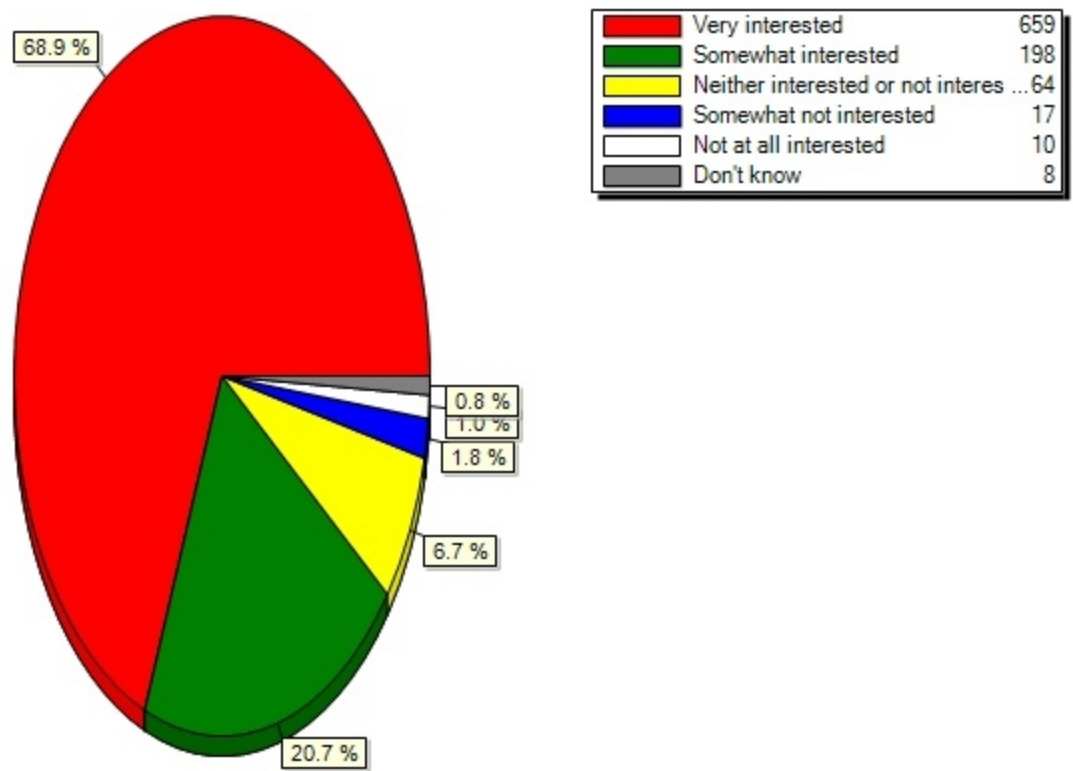
12.15) UBclicks(Please indicate your level of interest in using your mobile device to access the following UB services:)

12.15) UBclicks(Please indicate your level of interest in using your mobile device to access the following



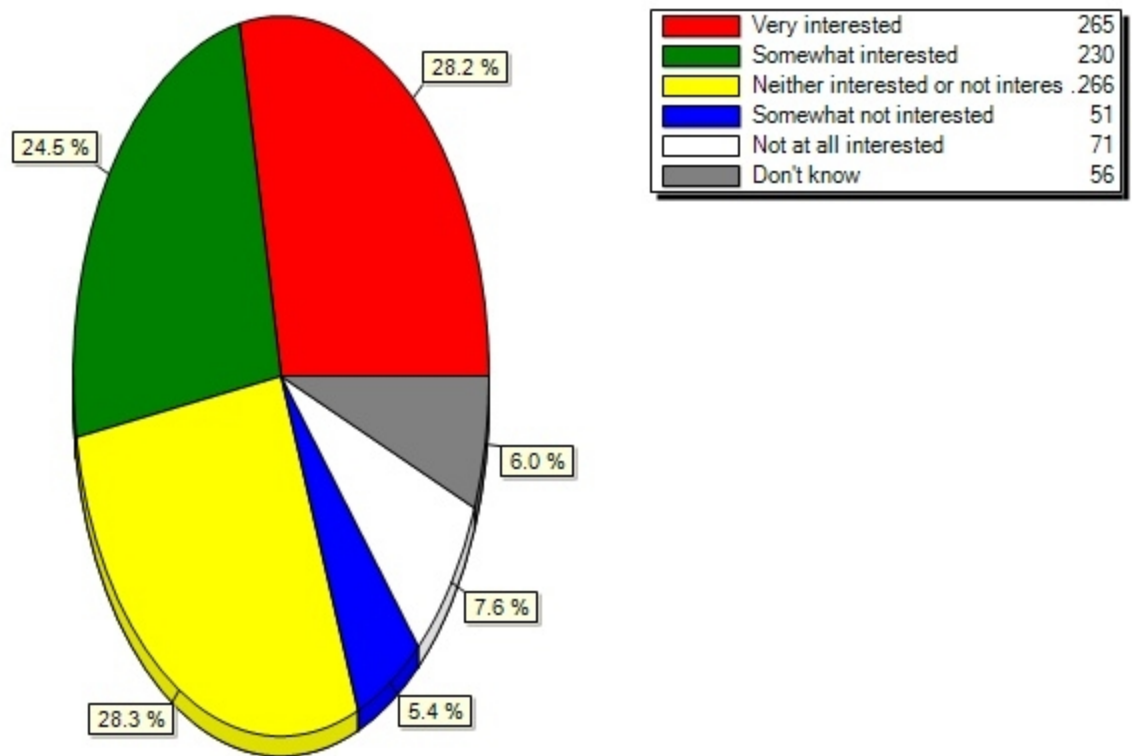
12.16) UBlearns(Please indicate your level of interest in using your mobile device to access the following UB services:)

12.16) UBlearns(Please indicate your level of interest in using your mobile device to access the following



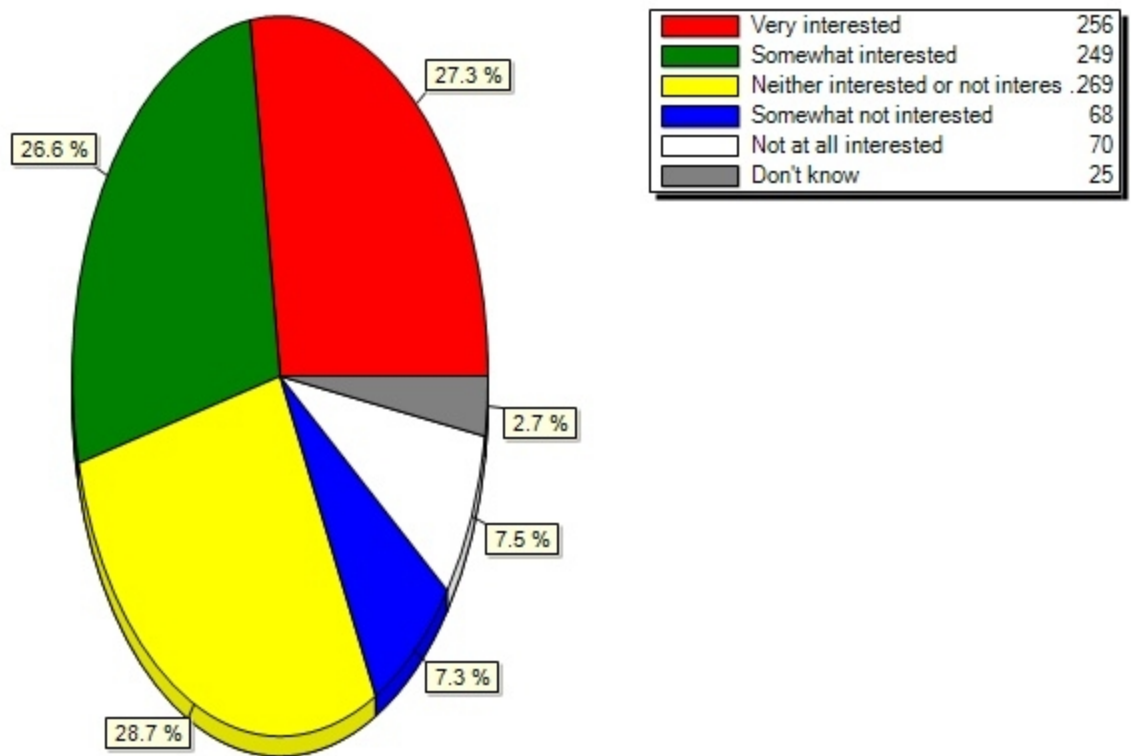
12.17) UB Linked(Please indicate your level of interest in using your mobile device to access the following UB services:)

12.17) UB Linked(Please indicate your level of interest in using your mobile device to access the followin



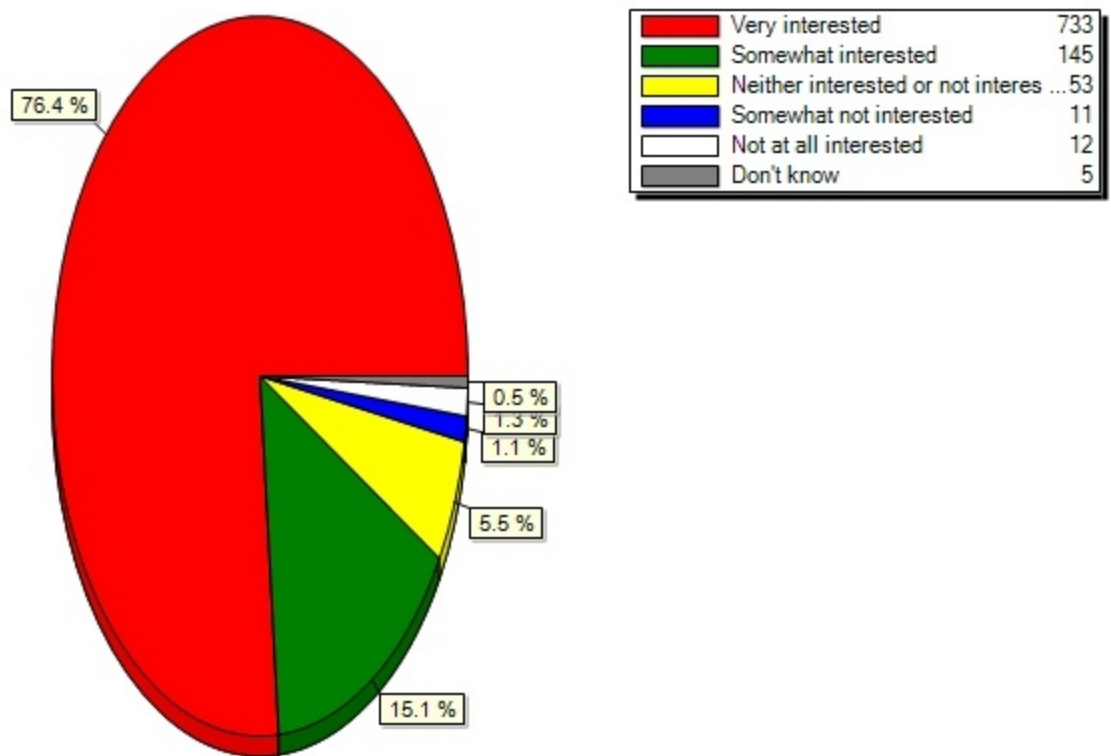
12.18) UB Libraries website(Please indicate your level of interest in using your mobile device to access the following UB services:)

12.18) UB Libraries website(Please indicate your level of interest in using your mobile device to access t



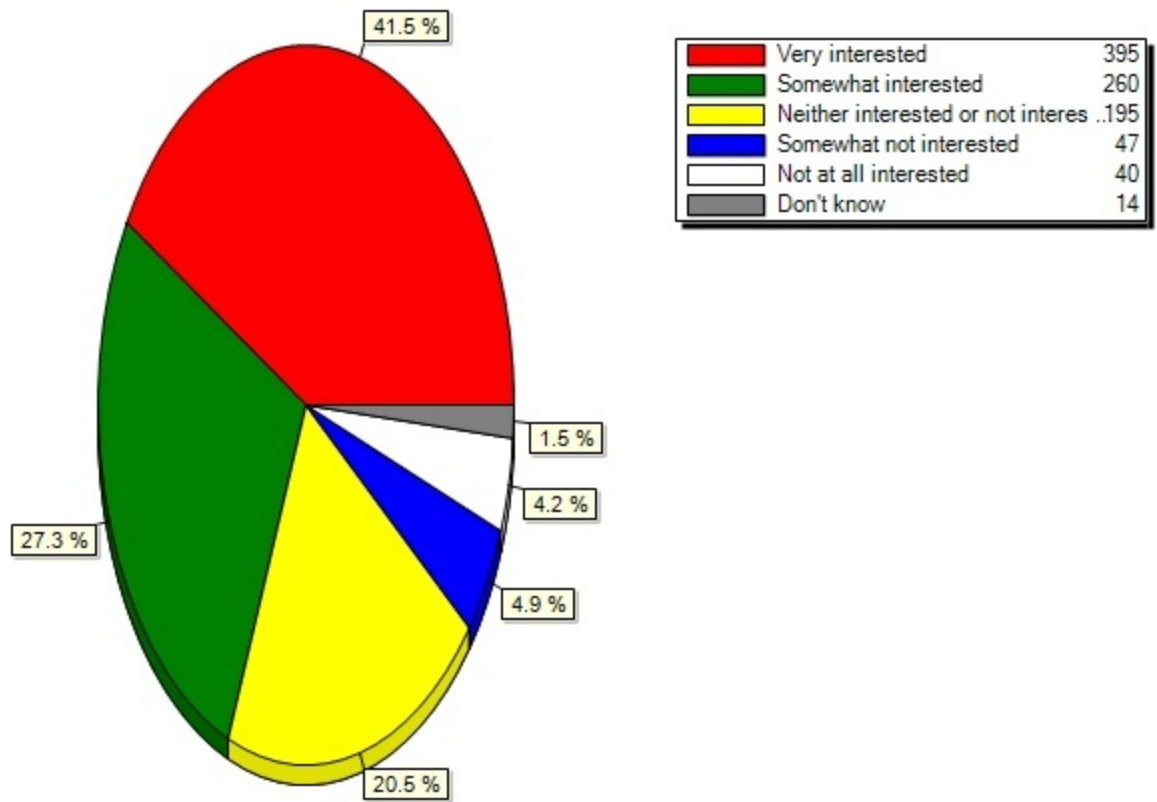
12.19) UBmail (Powered by Google)(Please indicate your level of interest in using your mobile device to access the following UB services:)

12.19) UBmail (Powered by Google)(Please indicate your level of interest in using your mobile device to ac



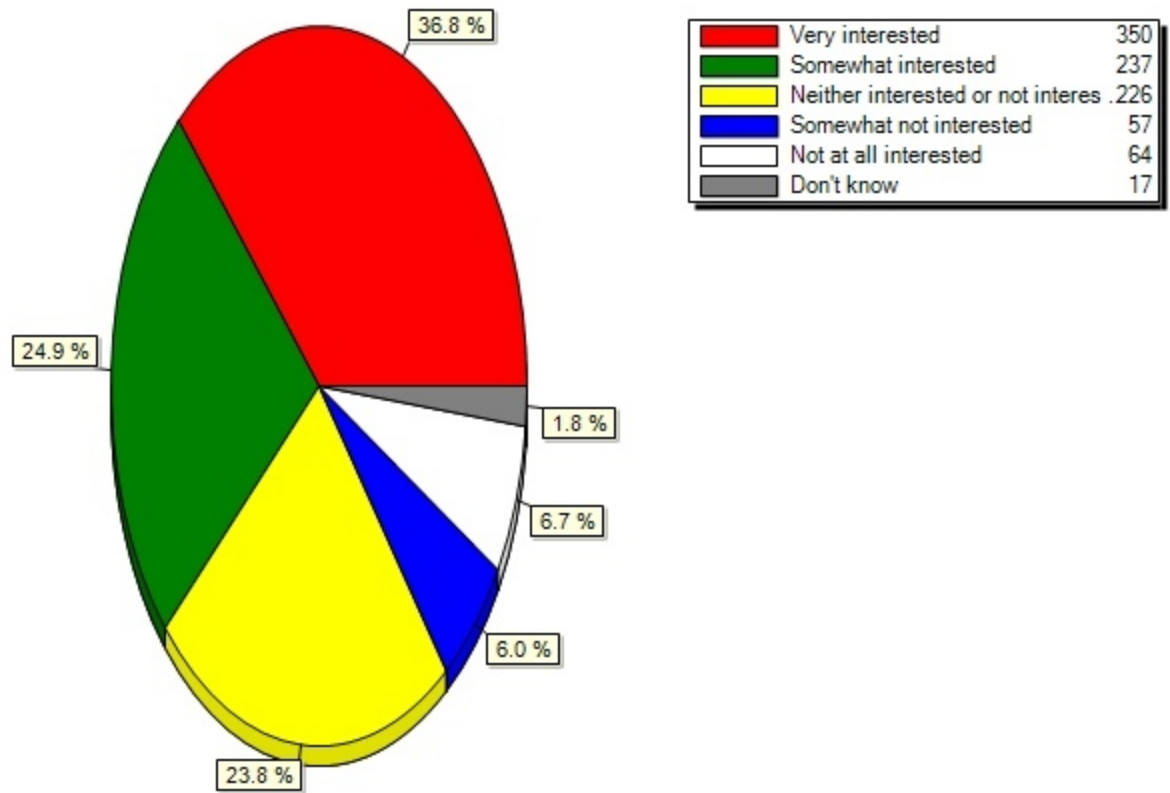
12.20) UBIT Alerts(Please indicate your level of interest in using your mobile device to access the following UB services:)

12.20) UBIT Alerts(Please indicate your level of interest in using your mobile device to access the follow



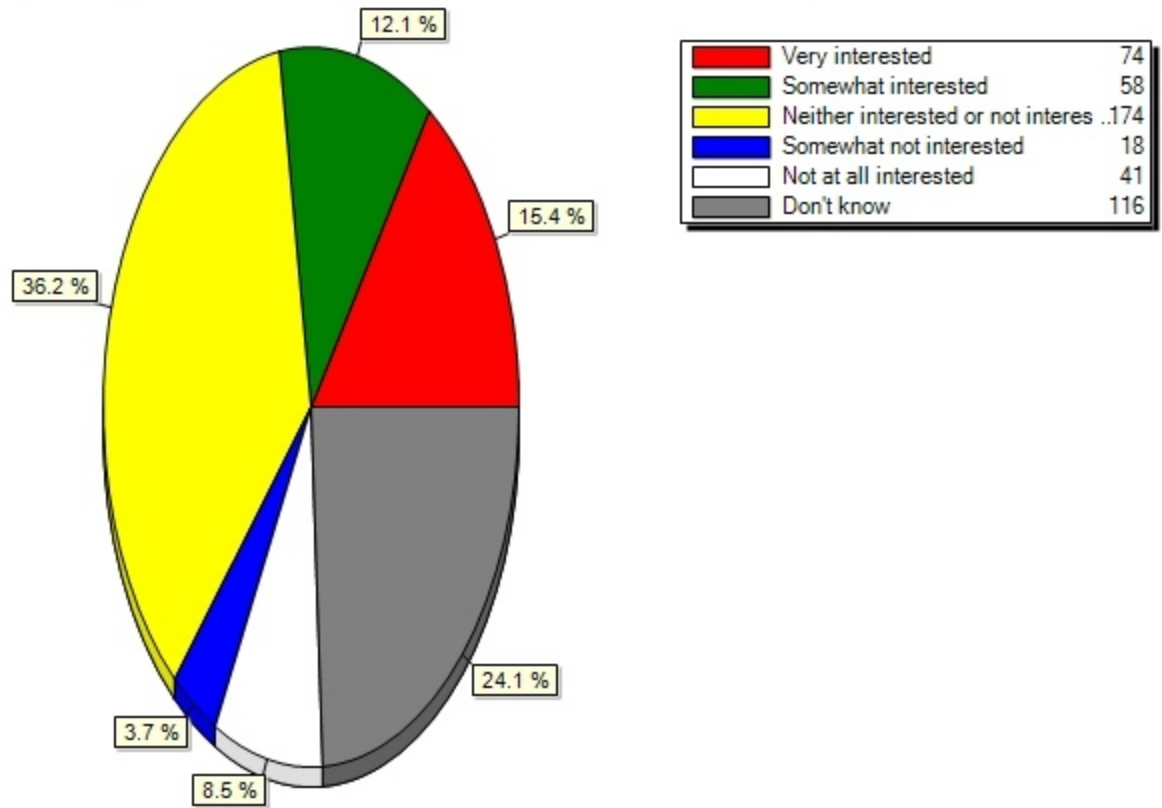
12.21) UBIT Website(Please indicate your level of interest in using your mobile device to access the following UB services:)

12.21) UBIT Website(Please indicate your level of interest in using your mobile device to access the follo



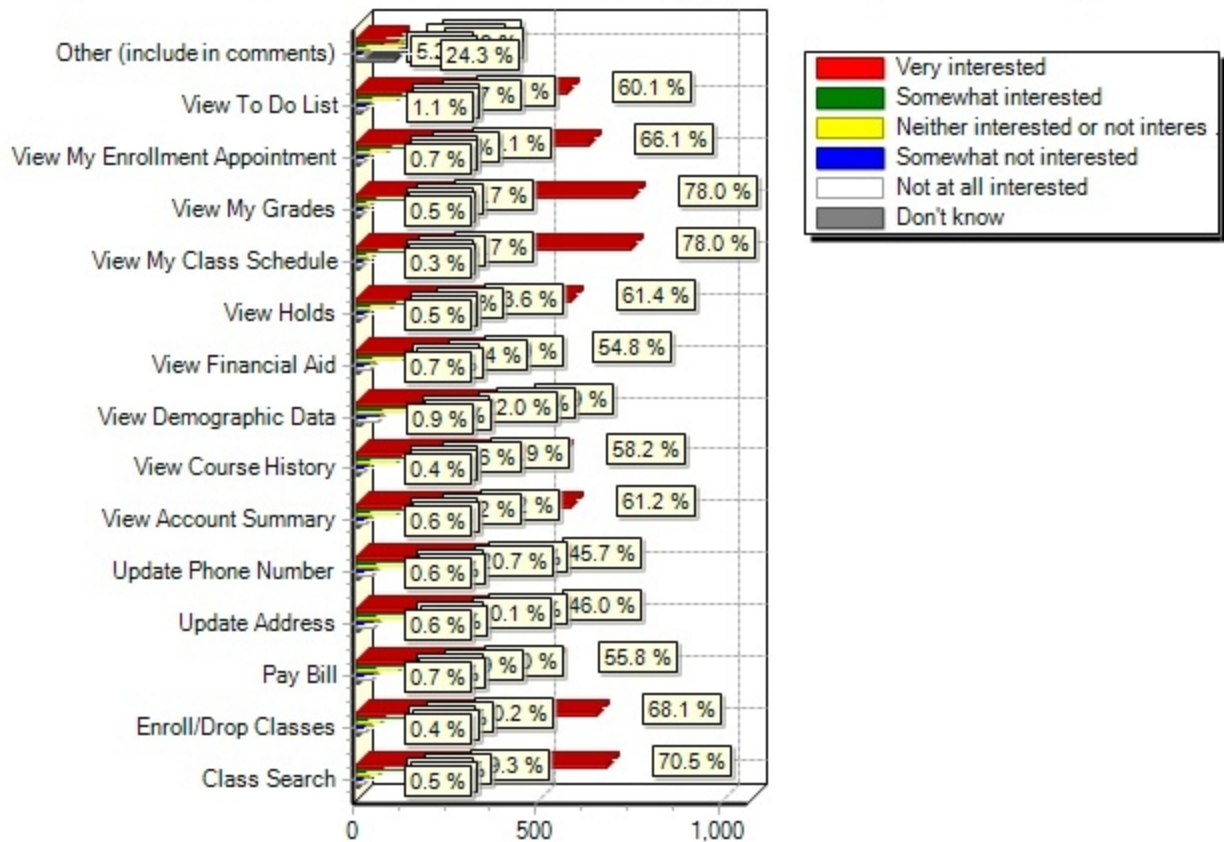
12.22) Other (include in comments)(Please indicate your level of interest in using your mobile device to access the following UB services:)

12.22) Other (include in comments)(Please indicate your level of interest in using your mobile device to a



13) If the HUB Student Center is made available as a mobile app, please indicate your interest in using the following features on a mobile device:

13) If the HUB Student Center is made available as a mobile app, please indicate your interest in using th



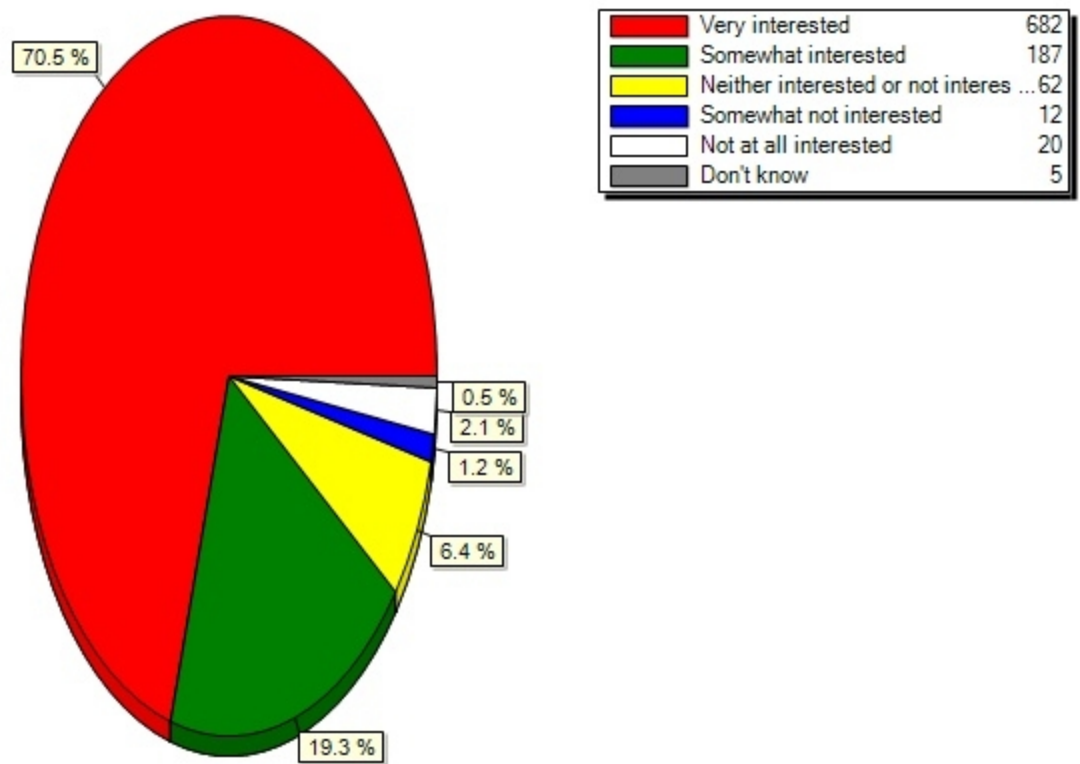
Comment Responses:

order/check transcript
Account Summary
class documents
Pass college
Don't spend money on this work in browse
Grades
Advisement Report & Unofficial Transcrip
News around campus
submit assignment
must need for moving forward in tech.

View Final Exam Schedule
Total functionality or I'd use the site
YES PLEASE!!!!
i don't have a smart phone
PLEASE SUPPORT UB APP FOR WINDOWS PHONE
HUB is a UI nightmare.
The current HUB website is terrible
not satisfied
Transcript

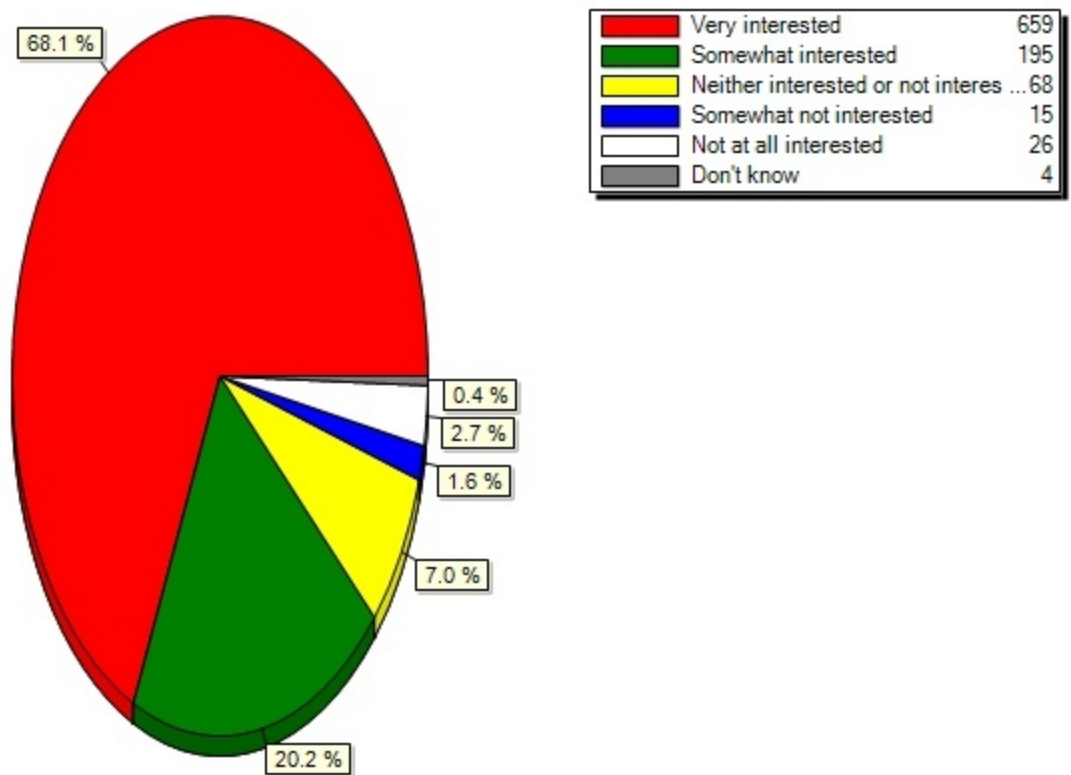
13.1) Class Search(If the HUB Student Center is made available as a mobile app, please indicate your interest in using the following features on a mobile device:)

13.1) Class Search(If the HUB Student Center is made available as a mobile app, please indicate your inter



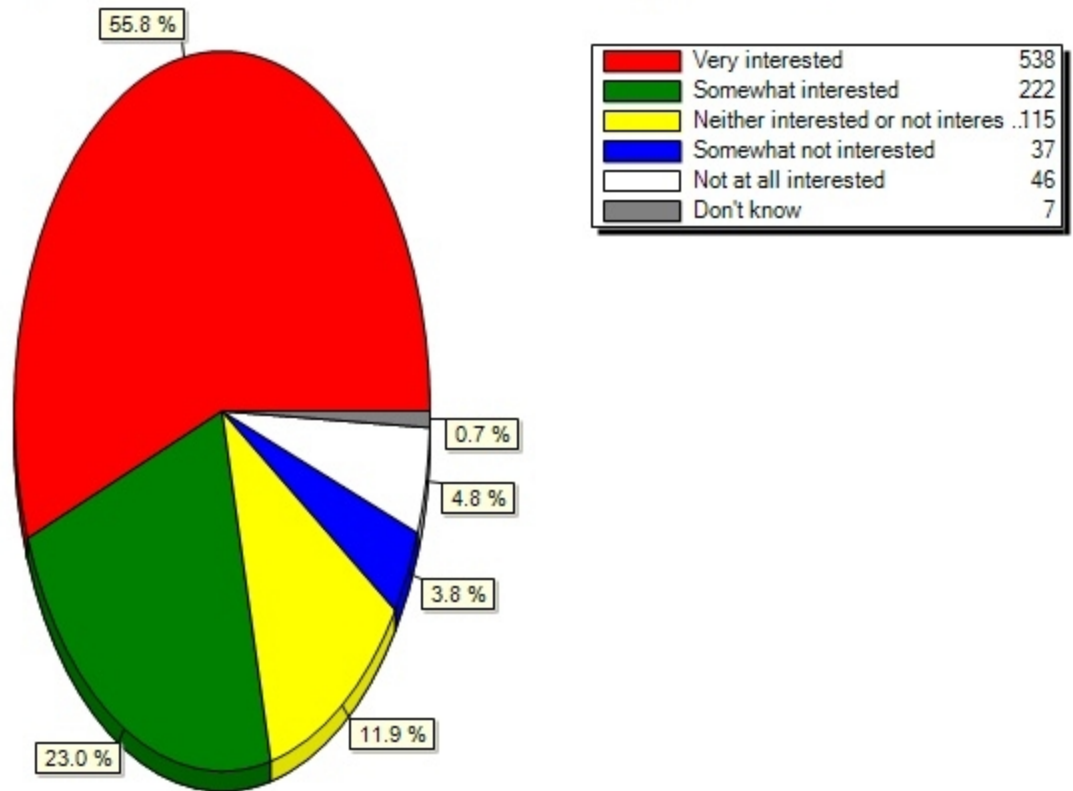
13.2) Enroll/Drop Classes(If the HUB Student Center is made available as a mobile app, please indicate your interest in using the following features on a mobile device:)

13.2) Enroll/Drop Classes(If the HUB Student Center is made available as a mobile app, please indicate you



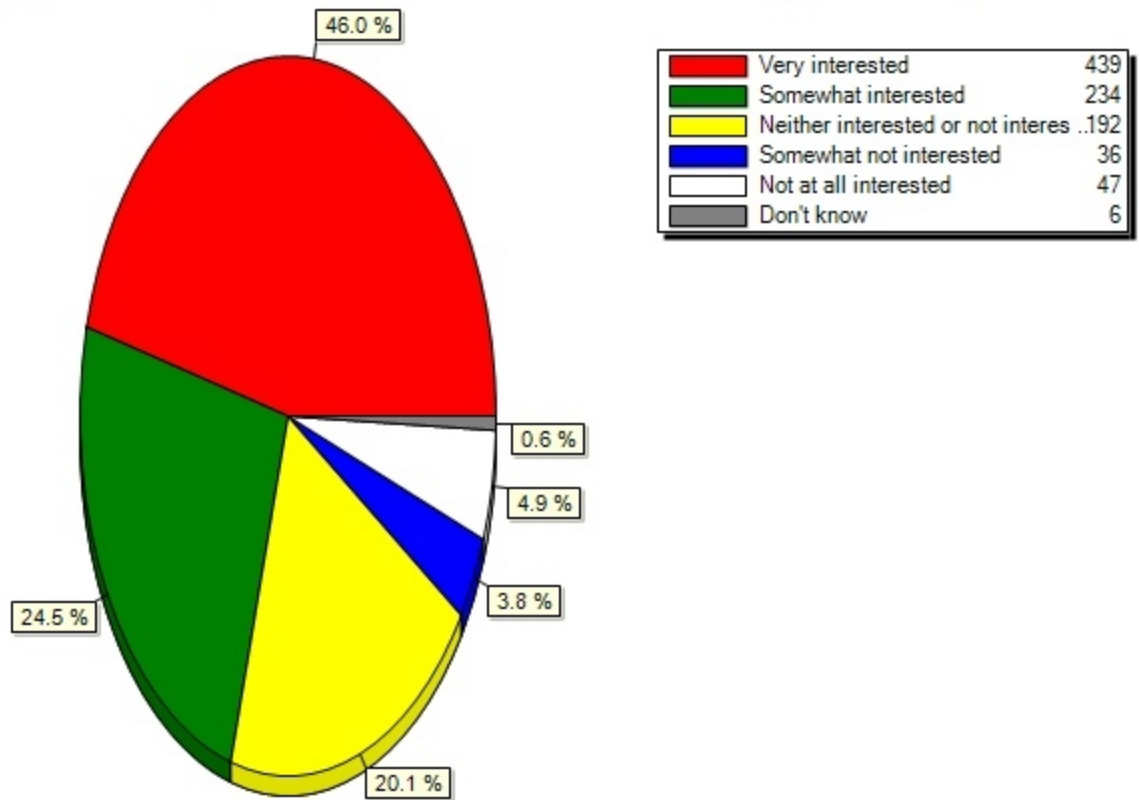
13.3) Pay Bill(If the HUB Student Center is made available as a mobile app, please indicate your interest in using the following features on a mobile device:)

13.3) Pay Bill (If the HUB Student Center is made available as a mobile app, please indicate your interest



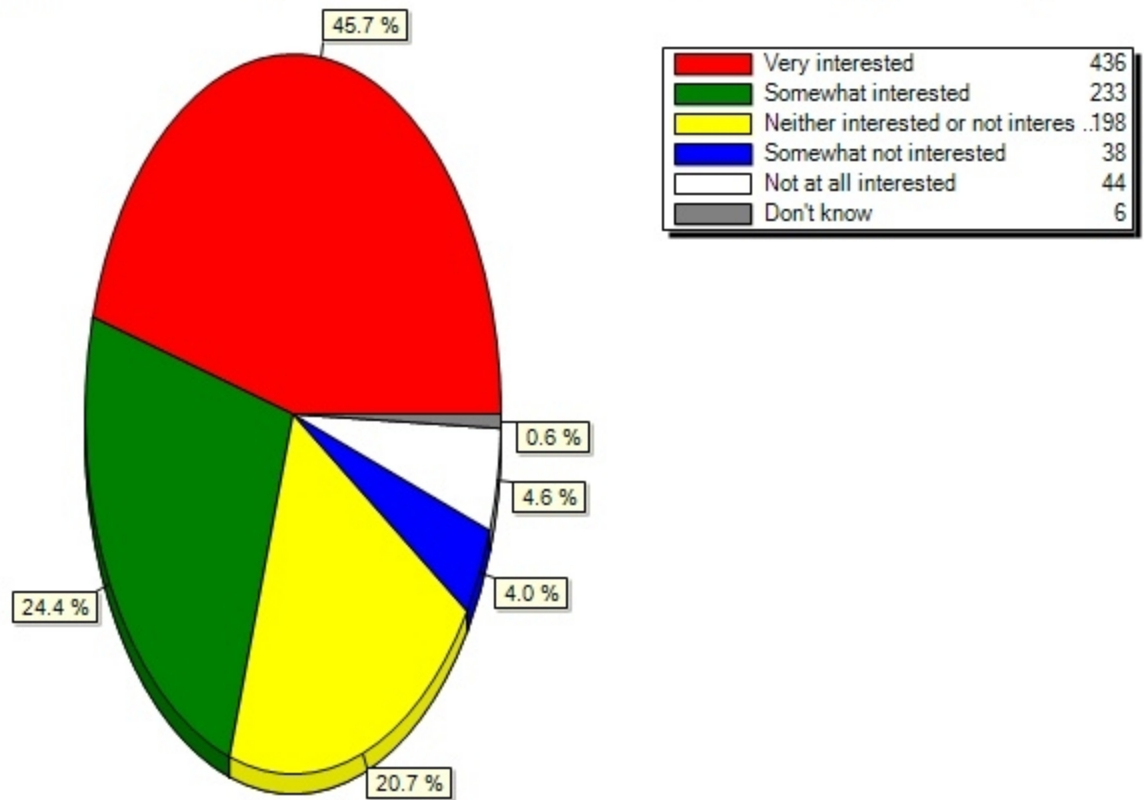
13.4) Update Address (If the HUB Student Center is made available as a mobile app, please indicate your interest in using the following features on a mobile device:)

13.4) Update Address (If the HUB Student Center is made available as a mobile app, please indicate your interest in using the following features on a mobile device:)



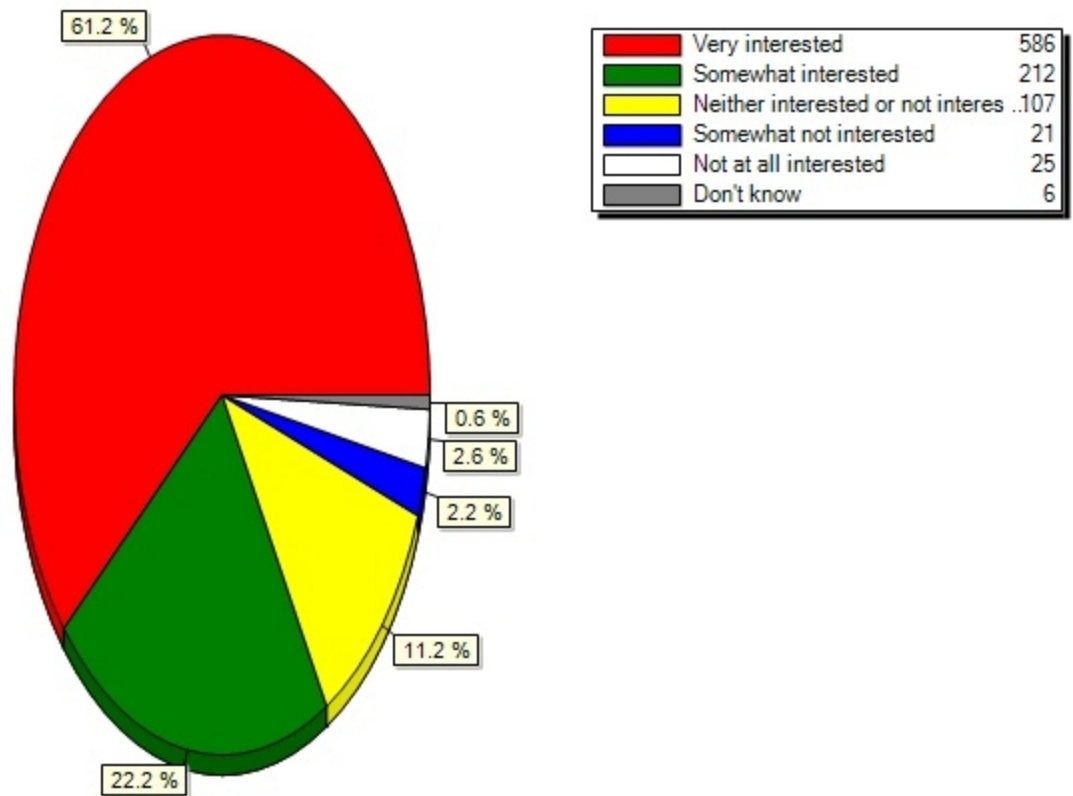
13.5) Update Phone Number (If the HUB Student Center is made available as a mobile app, please indicate your interest in using the following features on a mobile device:)

13.5) Update Phone Number (If the HUB Student Center is made available as a mobile app, please indicate you



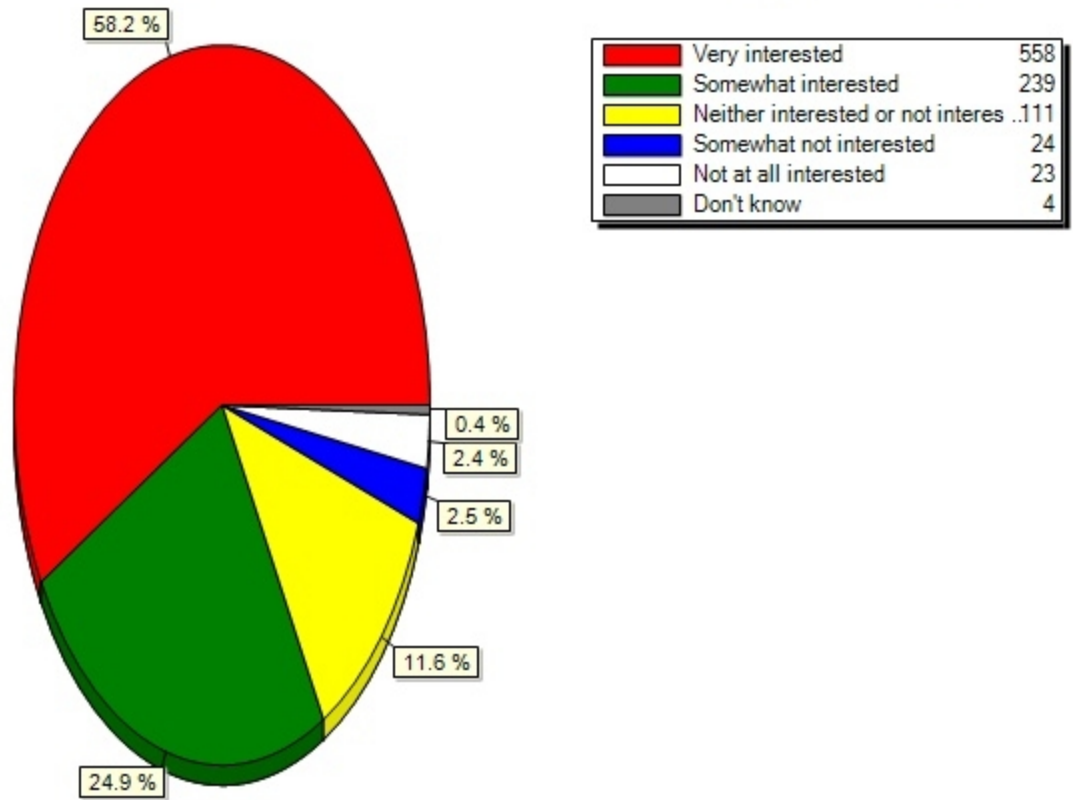
13.6) View Account Summary (If the HUB Student Center is made available as a mobile app, please indicate your interest in using the following features on a mobile device:)

13.6) View Account Summary(If the HUB Student Center is made available as a mobile app, please indicate yo



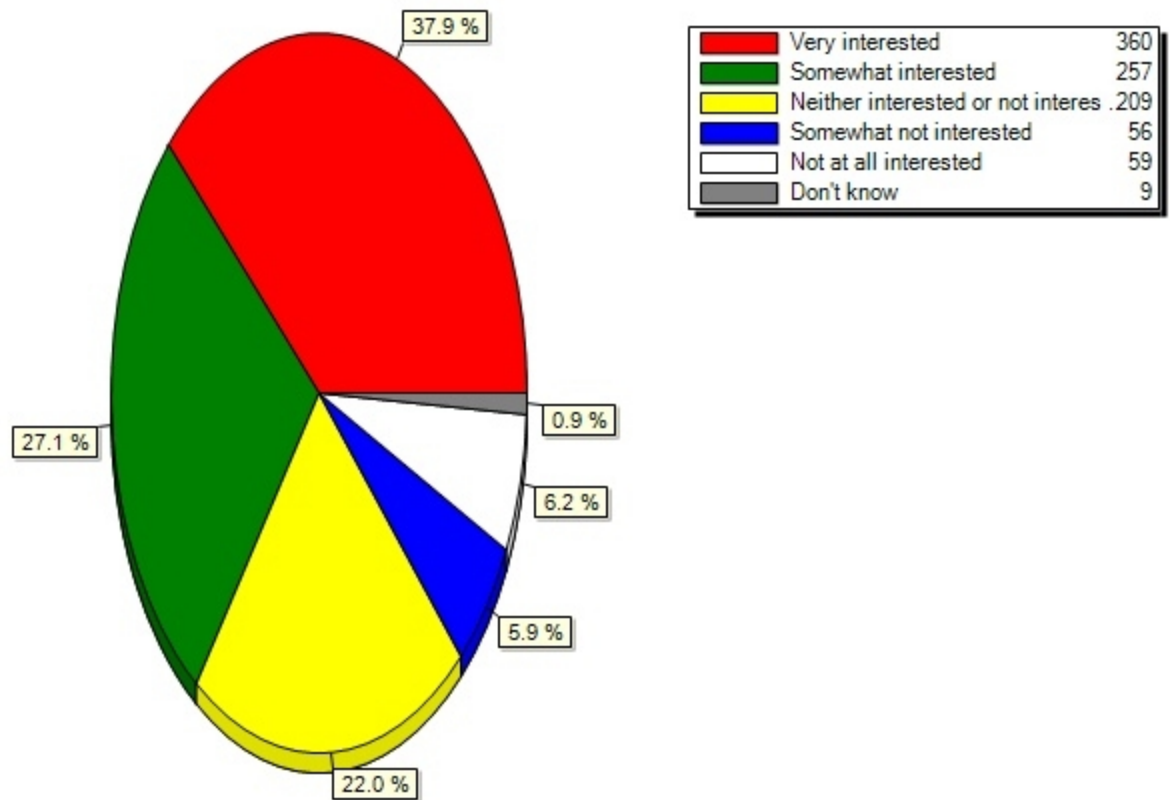
13.7) View Course History(If the HUB Student Center is made available as a mobile app, please indicate your interest in using the following features on a mobile device:)

13.7) View Course History(If the HUB Student Center is made available as a mobile app, please indicate you



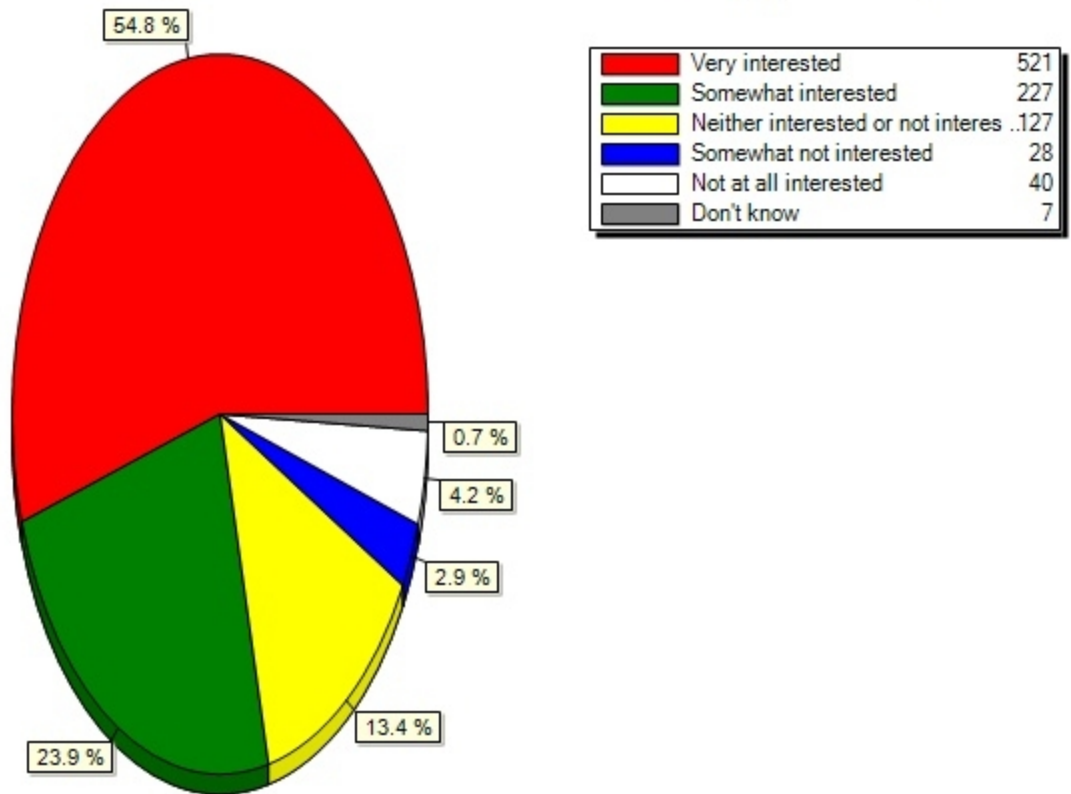
13.8) View Demographic Data(If the HUB Student Center is made available as a mobile app, please indicate your interest in using the following features on a mobile device:)

13.8) View Demographic Data (If the HUB Student Center is made available as a mobile app, please indicate y



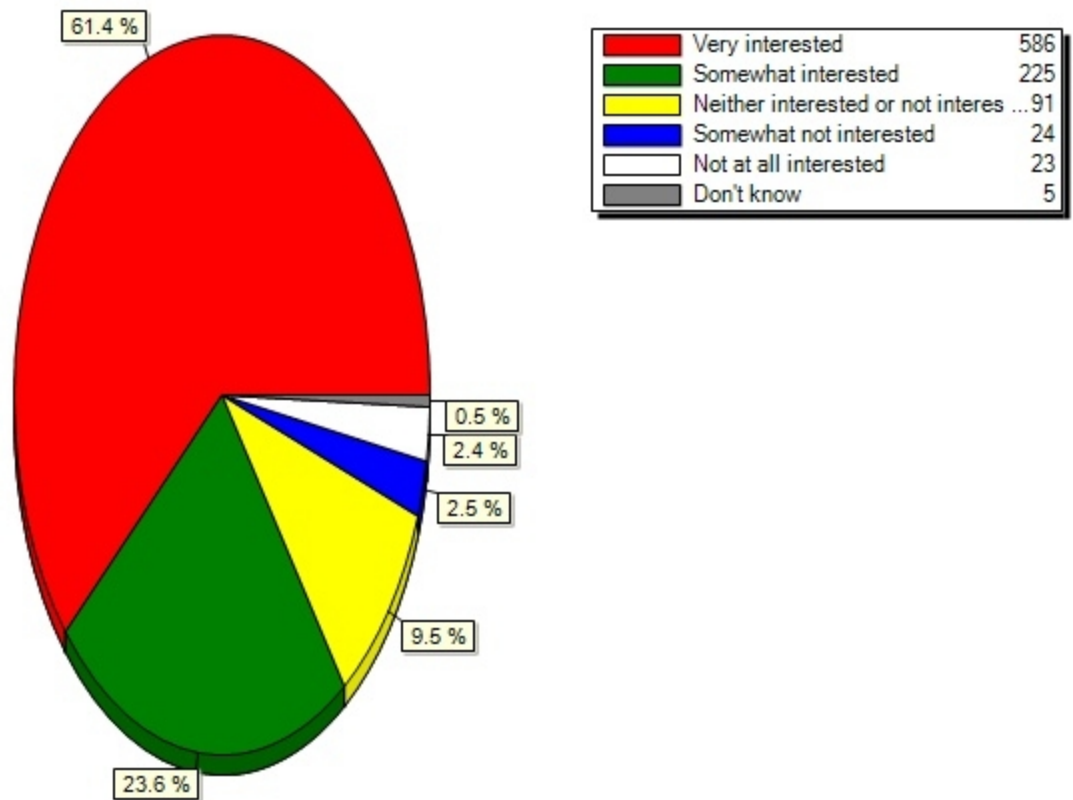
13.9) View Financial Aid (If the HUB Student Center is made available as a mobile app, please indicate your interest in using the following features on a mobile device:)

13.9) View Financial Aid(If the HUB Student Center is made available as a mobile app, please indicate your



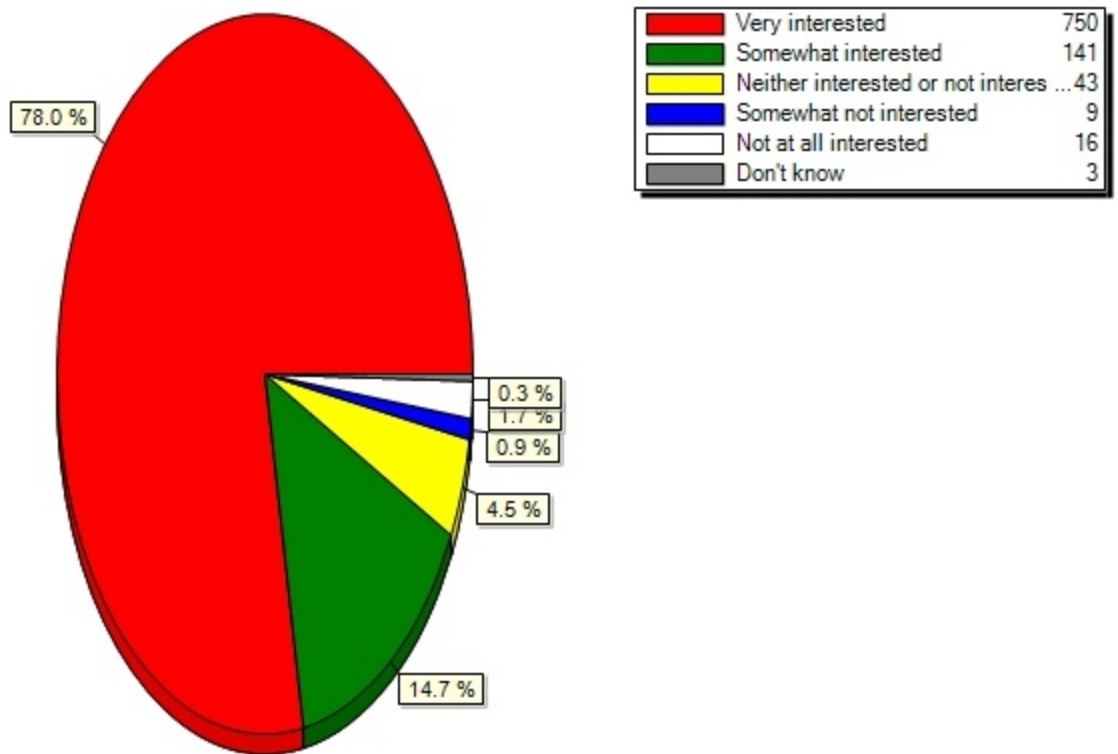
13.10) View Holds(If the HUB Student Center is made available as a mobile app, please indicate your interest in using the following features on a mobile device:)

13.10) View Holds (If the HUB Student Center is made available as a mobile app, please indicate your interest



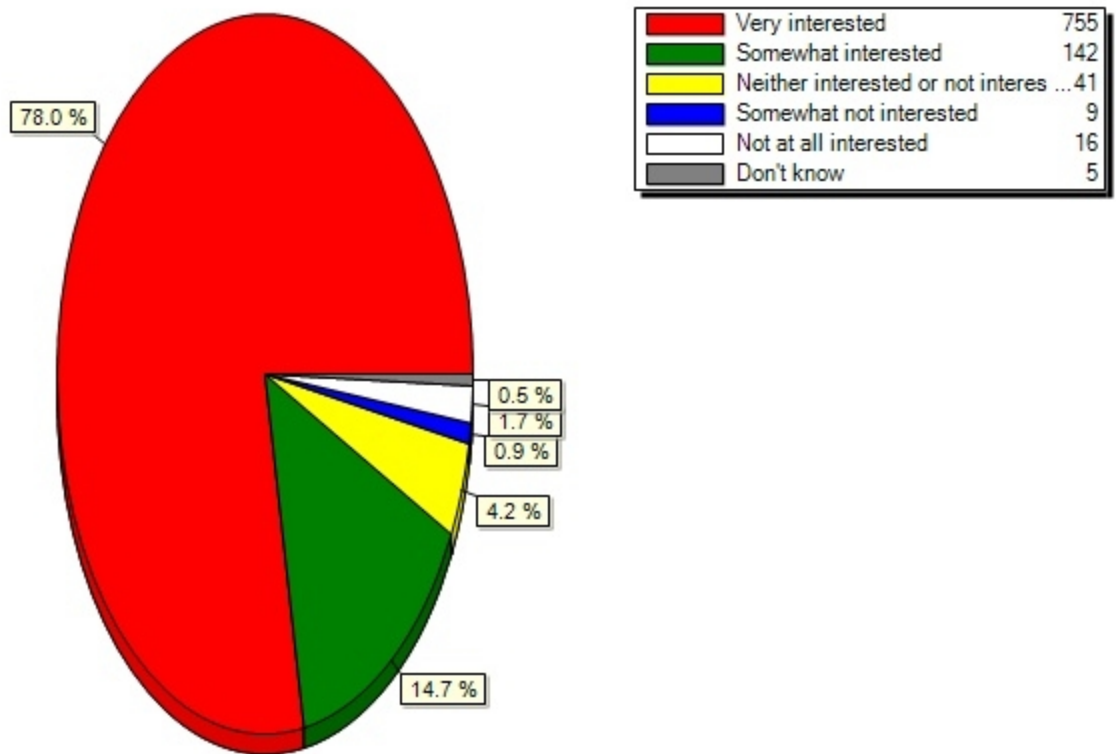
13.11) View My Class Schedule (If the HUB Student Center is made available as a mobile app, please indicate your interest in using the following features on a mobile device:)

13.11) View My Class Schedule(If the HUB Student Center is made available as a mobile app, please indicate



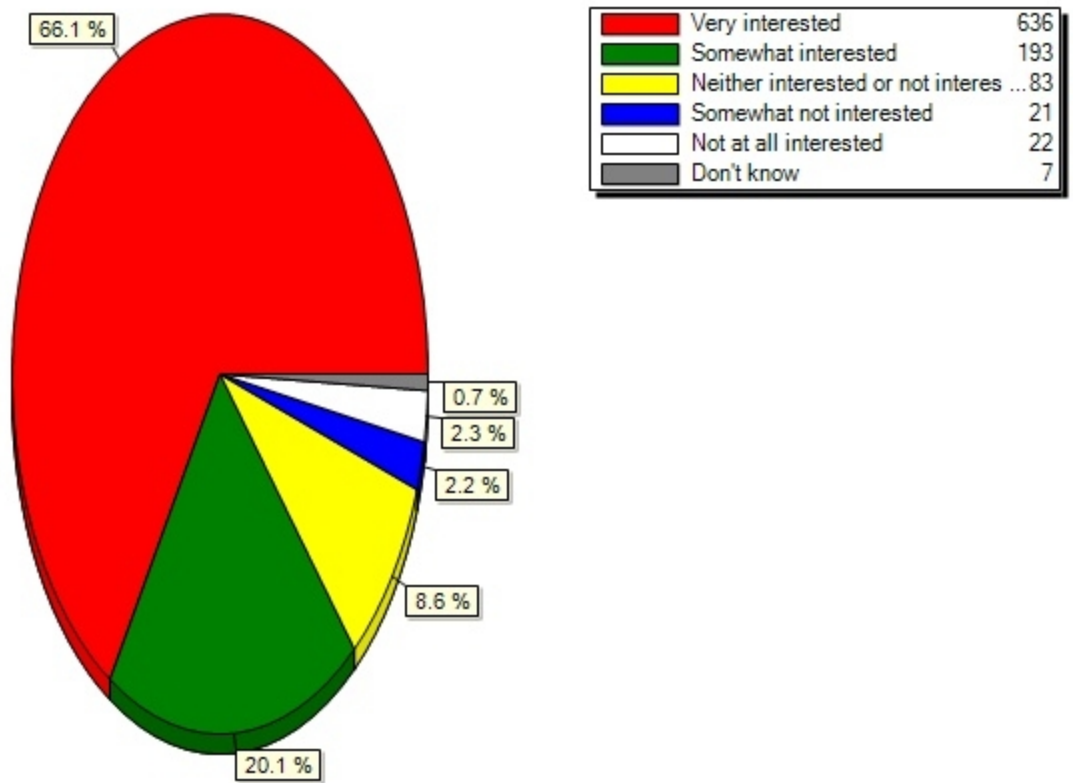
13.12) View My Grades(If the HUB Student Center is made available as a mobile app, please indicate your interest in using the following features on a mobile device:)

13.12) View My Grades (If the HUB Student Center is made available as a mobile app, please indicate your in



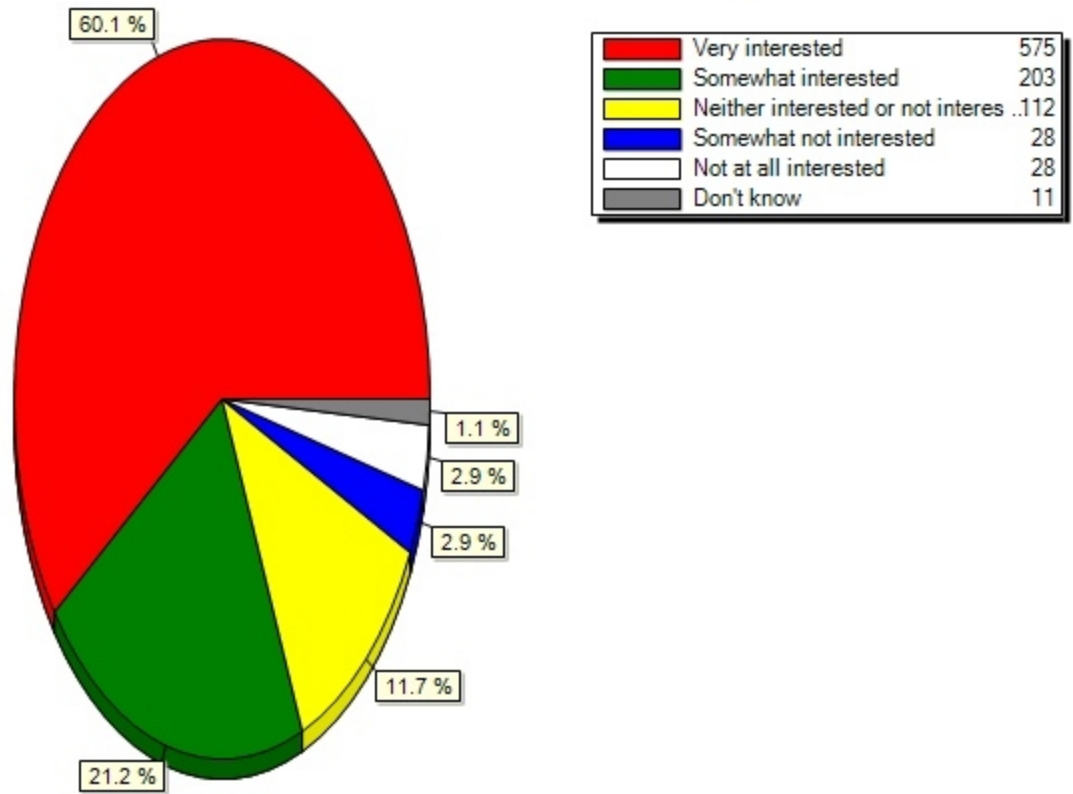
13.13) View My Enrollment Appointment (If the HUB Student Center is made available as a mobile app, please indicate your interest in using the following features on a mobile device:)

13.13) View My Enrollment Appointment (If the HUB Student Center is made available as a mobile app, please



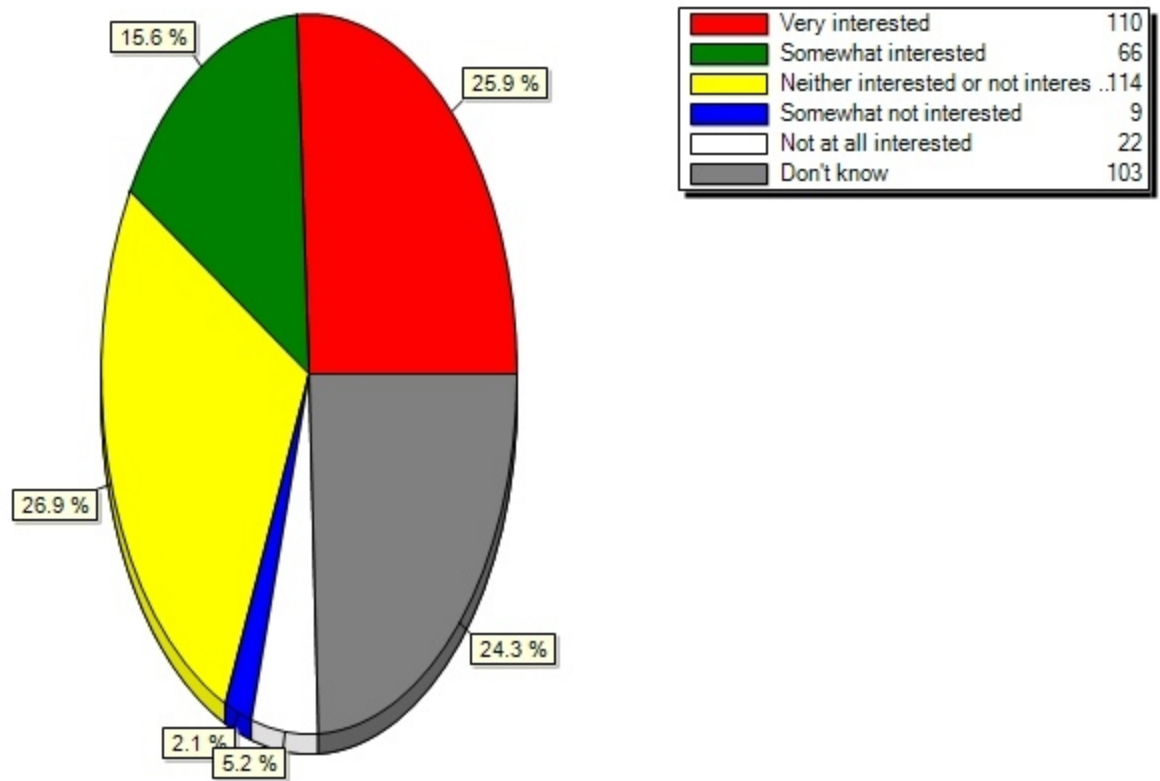
13.14) View To Do List (If the HUB Student Center is made available as a mobile app, please indicate your interest in using the following features on a mobile device:)

13.14) View To Do List (If the HUB Student Center is made available as a mobile app, please indicate your interest in using the following features on a mobile device:)



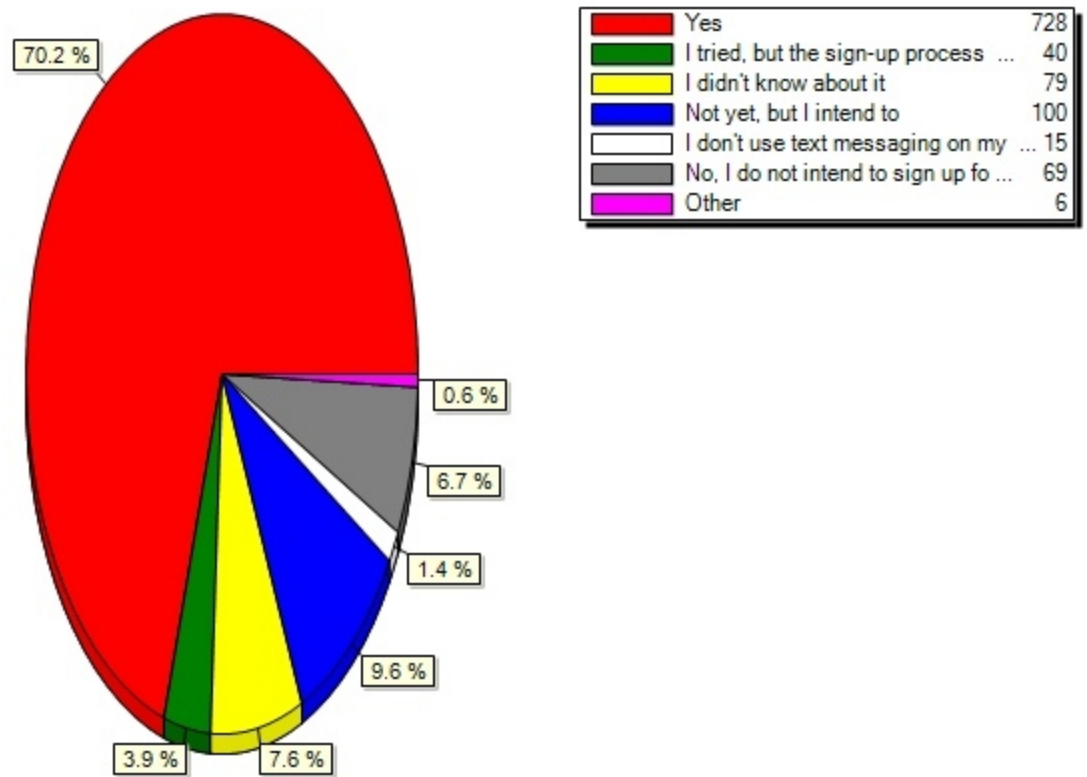
13.15) Other (include in comments) (If the HUB Student Center is made available as a mobile app, please indicate your interest in using the following features on a mobile device:)

13.15) Other (include in comments)(If the HUB Student Center is made available as a mobile app, please ind



14) Have you signed up for UB Alert at emergency.buffalo.edu to receive text or email messages in case of a campus emergency?

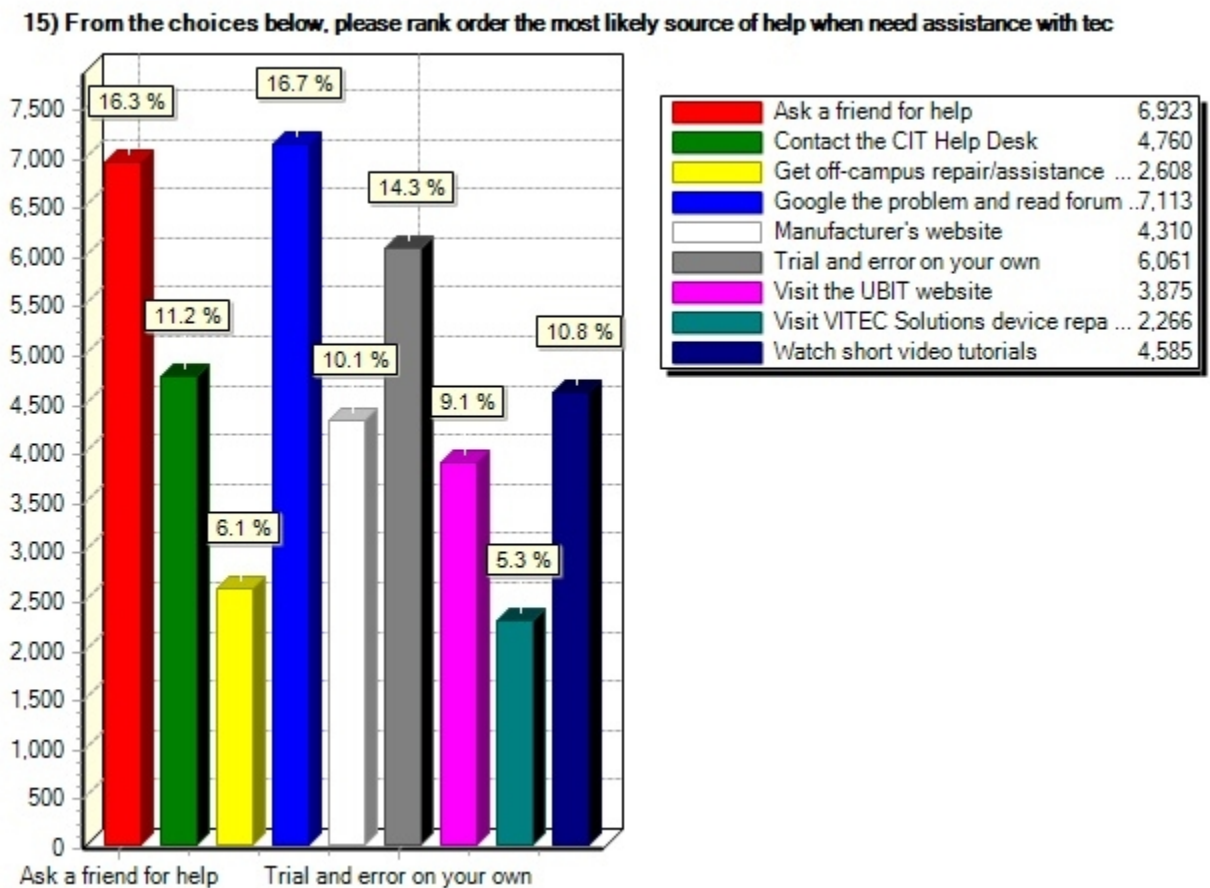
14) Have you signed up for UB Alert at emergency.buffalo.edu to receive text or email messages in case of



Other Responses:

I changed my phone number
I'm not sure
I don't remember
I'm not aware of this service
provider was not listed
I thought they just gave you alerts

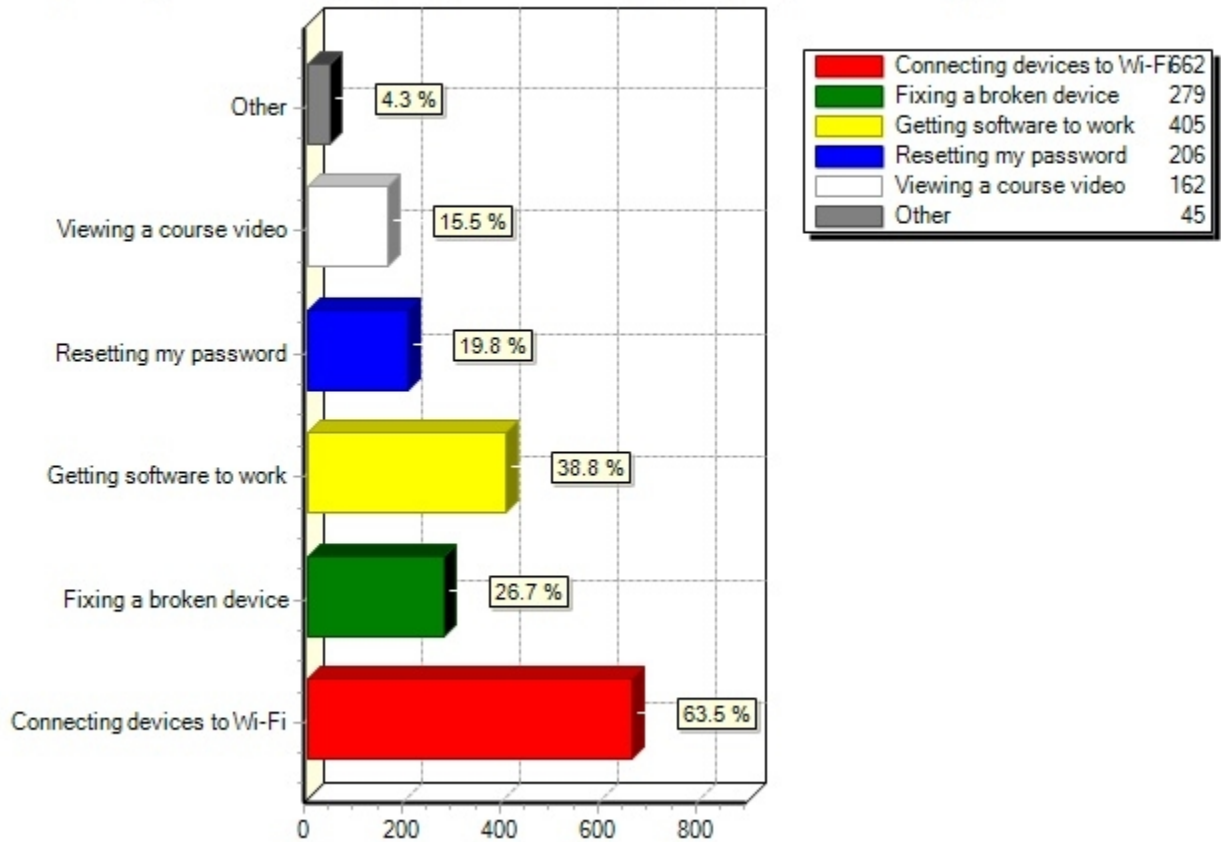
- 15) From the choices below, please rank order the most likely source of help when need assistance with technology (with #1 being your first choice, #9 being your last).



- 16) What type of technology help have you needed during the past year? (Select

all that apply.)

16) What type of technology help have you needed during the past year? (Select all that apply.)



Other Responses:

None
Setting up my online account
Setting up iPrint
none
print from personal computer
none
None
VERY SLOW WI-FI - FLINT VILLAGE 301

Windows 8.1 dont like to stay connected
Connecting devices to ResNet
none
none so far
none
none
NONE
connecting phone to ubmail
none
Have not needed help yet
Using SPSS off campus
almost fixed all things myself
Ethernet connection issues
getting rid of a virus
Mobile not detected as usb in laptop
I tend to troubleshoot my own issues.
none
not always good connection to devices
antivirus
None
n/a
none
Laptop running slow/want to buy new lapt
internet from an ethernet con. dropping
wireless printing from mac
none
ResNet Speed
streaming videos, screen share
Did not require assistance
my PS3 froze after setting up the wifi.
none
none
none
none
Requesting software on Virtual Comp. Lab
Specifically, UB's Symantec EP

unbricking rooted android phone
none
weak wifi in dorms AND apts
Google Chomecast

17) If you have used the UB Mobile app (pictured below) on your mobile device, do you have any suggestions for improving it? (If not, skip to the next question.)

If you have used the UB Mobile app (pictured below) on your mobile device, do you have any suggestions for improving it? (If not, skip to the next question.)
Live updates of the bus schedules, it's sometime hard to decipher the buses in the map
Sometimes opens in offline mode even when connected
Making it more than just a link to UBIT online
I would say being able to keep email and password information longer, it gets tiring at times to have to log in constantly. I think another thing too, would be not having to open a new window when it comes to going on hub or ublearns, convert those to a more app friendly environment. If I want the full website, I'll use my computer.
sometimes the network is off-line, thus I could not know where the bus is.
-The bus transportation is nice, but a bit lagging. -The UB learns tab is somewhat useless. Mostly accessed through the MyUB tab -
The app works fine. I wish there were more functionality on the offline version of it.
automatic login
It's good!
no
Interface can be more attractive
yes
assuming one log in page it looks promising

None
everything on here is not available if you don't have internet. If there was some sort of memory so that some of the information could be accessed even if there wasn't a connection
Make My UB it's own app, the maps is very frustrating and slow and doesn't load when zooming in
I don't like that the login process is often time consuming. I'd like if there were an option to save your password
Finding a way to save your password so you don't have to log in all the time
access to UBMail without signing into MyUB
have the map show the persons current location
Make the bus tracker so that it actually lets students know whether its a North/South bus or an Ellicott/SU Bus.
hope that can use the ublearns through the app and no need go to the web browser
try bringing everything into the mobile app instead of separately using the mobile browser
Not really
everytime I have to put my username or password, if it could be converted into a pin or pattern code then it would be great, UB transportation tracker stops working afte 12pm ..is should be made 24*7
improvement about map using, not just a pdf of a figure but a map like google map
Keep it easy and to the point.
le
Search for available car parking slot and available computer to use in campus library
Yeah I didn't think there was much there.
The Transportation tracker does not work all the time and isn't accurate. please make it work
Way to automatically login in
I think the "Find People" and "Find Departments" thing can be below the row that says UBLearns etc. People would probably use UBLearns more than anything.
Bus tracking isn't very good.
don't have the app
The transportation section is a little confusing in knowing times for buses.
Yes, I think it's difficult to know (at first glance) where the mail application is found
Have not used it...did not know it existed.

Add Dining dollars and MEAL CREDIT INFO
It needs more nutrition information
Have some sort of app for the ubemail
n/a
Transport should be separated into UB transportation, then parking information.
The app doesnt work on my phone, but it does work in my android tablet.
Please allow UBlearns to save login credentials.
make it fast
User interface and user experience
to make ubmail and HUB on this screen shown above
none at the moment
Make the bus tracker more accurate!
Newer design. Add a way to "guide" yourself to a building using Google/Apple Maps. Make the maps auto detect where you are; do not show the popup saying "we detected you're on XXXX".
making the get dinning program more easily accessible meaning the GET program from dinning has a button on its own like the previous version
UBlearns is linked to the ublearns website.Could it be more efficient?
nothing
Prefer to have in-app site of UBlearns or myUB page instead of directing to web page of browser
The transportation area should be able to tell you where a bus is at and specifically how long until the nearest bus gets to your stop.
i hate to type the ridiculous password every time i log in
adding ub email/ub linkedin and also adding hub center to this would help in scheduling the classes or viewing schedule etc.
maps. search option.
Some way to remember your user id and password
I wish there was a weekly schedule of the food truck and for dining halls. Only times listed is for that day
it must be easy to handle
its a nice app but occasionally slow
I personally think that the UB application should have two things. An individual HUB entry and a GET fund optimized to mobile logo to check funds.
adding a gps on the bus to show the exact location or a timer for when the bus will arrive
Optimizing the app for ios 8
Looks and works great!

It should shift to the mobile browser. It should have everything within the app.
There should be an option to save password and username to each device, like many websites you can just log into because it has saved your information for each device. It makes it much more convenient instead of having to sign in every time you want to use this app, and this app gets used frequently.
Needs better layout and native features. Too much of it mimics browser. Also add capability to remember username and password on IOS.
The updated look is great, but sometimes the links and directories don't work (not being able to click them, nothing happens when clicked).
no
Make it easier to use
They are just links to the websites, not designed for mobile devices.
instead of connecting through the internet have direct acces through the app to ublearns and myub.
The top that says ub mobile should have the weather and alerts streaming
I hope there could be a offline or downloadable version of the shuttle schedules
I've used this and there isn't anything on it that I can't get in a browser on my phone. Stop spending money on it.
I have not used it
Please stop making me log in every time, if I have the app then please keep me logged in. Also, the "Return to UB Mobile" is in a terrible location. Dining says it has menus but it doesn't. There are several glitches with the Maps portion.
Make dining menus easier and faster to receive. Perhaps internalize it into the app so it doesn't open an internet browser.
It needs to look more modern and feel more seamless
No, I have not used it.
You guys keep talking about how the Transportation Tracker is in "real time". It is not. At all.
save password option
It's already a great app!
It has been convenient.
the Bus tracker can be better
None - works for what I need it to.
Add an icon that goes directly to UB mail instead of clicking on MyUB first.
I have not used it.
make the bus schedule more readily accessible. If possible, use location services or GPS to enhance maps and bus scheduling
Have the dining section a part of the app instead of just a link.
Nope

All of them as little picture icons.
food and dining options
Better busing/shuttle information
Doesn't work well with android phones, the my UB function never loads and reads an error.
Sometimes it's very slow and spotty and it's annoying how you have to log in every time after closing the app
Better for android.
In Dining, it app sends you out to the web browser for GET account management and doesn't stay in-app.
I want to pick up my interested filed to get informed
Make the interface better. Make it more of an ios 8 feel to it. It seems outdated. Also notification widgets would be cool
Lot of events taking place are missing from "Events" and the UI needs an update to the latest published guidelines
Instead of being a bookmarker, have it actually be myHUB and UBmail.
The interface lags a little. Try to improvise it.
-Make it easier to access UBMail -Fix something with the restaurants that are open and closed; it often says a place is closed but the hours indicate that it's open -Make it so you can easily use a walking GPS to find places on campus
Get Hub student center part of app:
no comments
The Stampede tracking sometimes doesn't provide accurate information, like sometimes few buses are missing from the tracker.
it orks good try fixing bugs and update it so tat it wrks faster and better overall a fantastic experience
Show the food offered at dining halls and the prices. Be able to track your card balance.
The transport-route of bus is confusing, no direction. I hope I don't need to type ID and pswd each time.
Make individual interface not just connect to the ub website
Works well as is.
Have an option to remember the ID and password in UBLearns.
never used
Make it more WiFi or data compatible, the mobile app always freezes when transitioning off WiFi
Estimated time of arrival for the bus.
update the app to work smoother on the updated devices such as ios8
opening subsections in current tab and not new tabs every time

once you are in it and click to go elsewhere you have to log in again just password protect at the beginning
The app work great. I think the one thing can be add to the app is "career" which give information about the major and program and how to find a job. Another one can be "Housing" which give information about UB housing. Another can be also add is "Academic calendar" which allow students to check important date of UB, for instance, check last day of class , check reading day , and so on.
Update transportation.
I do not have this app
keep me logged in
Access to UBmail
I dont ususally check it. I suggest to have some pop up features to capture attention.
Yes make the interface more friendly, Add a calendar where we can see what dates holidays begin. We also could have an app that could pull up your schedule
NO
i have not used this app
I think it is pretty good
on android devices, make it be able to connect on the app itself and not go to internet app
It's not optimized for all devices so it doesn't always work correctly.
yes i have used it
Actually have it on the app instead of acting as a shortcut to a web URL
Make it more clear when you click something, add the HUB!
save more stuff offline
keep it updated
I would rather like it if everything is on the app, instead of switching to the internet
Yes I have used. Ugly UI. I want to volunteer designing it. Feels like a fake ass app every time I tap it pops up in my brower. Bus app does not work. That map is more useless than the one on google.
no link to UB Mail so this is not very useful for me.
transport tracker is glitchy
Looks good.
integrate dining
To not have to go to a browser hosted site to view schedules and other things.
Didn't use.
make all of them buttons instead of buttons then a list.put one uniform search

box on bottom
more stable
The MyUB's window resizing on Android devices is sometimes jumpy.(The MyHUB section of enrolling and registering for courses doesn't utilize the full screen at times.)
the shuttle service information is not enough
it lags
its responsiveness
Want the different activities shown on the first page
I don't like to log in every single time since it can't remember username and password
put UBEmail into there
transportation tracker does not work on my android
I've never used it before.
Get a new design team. This is sort of simply ugly. It's probably functional, but you can make it pretty and functional too.
Maybe allowing access to HUB or Gmail. Also, maybe allowing your ID barcode to work and pop-up to be scanned at the dining areas on campus. Overall, its a great app.
the bus location map is confusing. Please make it simpler
I like it
It feels like it a website. To make it better I think developers have to make it like an app, not a website.
I would suggest that the UBmail will have it's own logo or direct link.
Make the UBLeans and HUB a more mobile friendly software and also the libraries website is a desktop style which makes it kind of difficult to work on. There could also be an app optimized for iPad specially which would make it wonderful.
It crashes too much. Fix the bugs.
It generally signs out very fast. My personal id at gmail is not the same. I have to login each time there is some connection error.
When checking out an event on the event calender, to be able to go back to the weekly view after instead of to the daily view.
Traffic Info
Improve the UB stampede tracking section.
Please make UB Mobile app compatible with windows phone.
The mobile app has problems with accessing certain parts of UBLeans. The web browser can't support new tabs, so some pages set to automatically open in a new tab are not displayed.

make it so it can remember your login so you don't always have to sign in to myub the hub should be a more user friendly app
make use of new API's, to make the app more fast and efficient.
Most of the things direct me to the website on chrome and the most of the websites are not user friendly for a mobile of 5".
try and make it more fluid and have a better ui
Increase the accuracy of the UB Stampede tracking system. Locations of bus's are constantly inaccurate.
No reason to have the icons for Ublearns, MyUB, Transport and Maps that large as it clutters the screen. Also, as an Android user I'm a fan of customization and would prefer to be able to set the four shortcuts myself. For example, if I want to view my course schedule and find myself doing that often, I should be able to make a shortcut from the application's homescreen to facilitate that.
keep user id logged in on the mobile app so you don't need to log in each use
This app can be difficult if you are opening or closing it often because every time you close out of the app you are logged out. I find it more useful to go to UBLearn's with Safari (on an Iphone).
none
Its not optimized for iOS 8. Moreover it depends on opening a web browser for a lot of usage.
no
improving UI, storing schedule locally
good going
do not use
no
the map is somewhat tricky to use. having to sign into my ublearn's every time is a pain and a waste of time.
Could you add an application to help us print at anywhere.
Most that the app does is link you to a webpage version of what you want to access. Pages like the HUB and myUB are not optimized for mobile use, making the app unintuitive since all it does it link you to where you wanted to go on your mobile browser
no
I would prefer that when I select one of the categories that it does not direct me to the browser on my phone to open up to the webpage link.
make map more vivid
n/a
adding a mail option
I do not have many suggestions as of now. It always works quite well on my cellular device and provides me with the information that I need.

The transportation part does not work well. Email does not remember my log in information.
Should allowing user to save their ID. I hate to login every time. It's too slow by the way.
a more appealing UI would be nice
the individual windows open in web browsers. they should be integrated with the app itself.
make the hub link more mobile friendly
Make it more sleek and personalized
Very laggy and crashes often
none
Increase speed
no
I don't have any suggestions. I have downloaded the app, but it never seemed to work as well as just using the browser on my phone to access info.
Don't have Blackboard as a separate app
Staying logged in!
I do not see any space to improve
It should be more faster or easier to handle.
ubmail on the top
slow connectivity & poor interface design
Put a direct link to UBMail instead of having to use MyUB first
more beautiful
no
There are no search engine for other informantion
please be detailed
Make more of the links local to the app rather than having it be a glorified favorites page.
yes, I would like the most often accessed stuff like my class schedule, holds, finances to be available at homepage
I think its great. Maybe put blackboard within one app with the UB mobile app. Together in one app rather than sending to another app.
Yes, and to make it all in the app. Not to let it redirect to my default browser app. Make the bus map/campus map be accessible through the native map app. (Google/Apple (lol) Maps).
Looks good to me.
Yes, i have to zoom in every time I sign into the app, can it be zoomed in already by itself.
It would be great if we make a native android app.

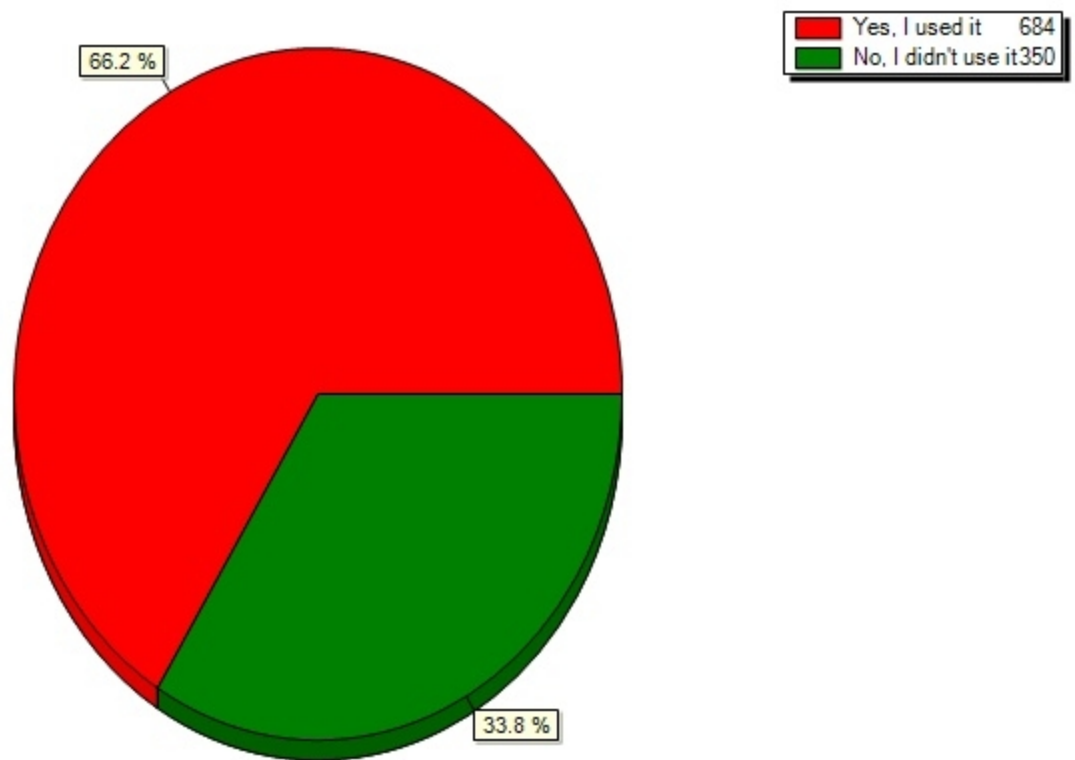
better connection to MyUB, keep it in mobile format for password and use. Maybe put an intro video on the UBIT site for new students unfamiliar with it.
No
direct link offered on phone is strange, could built deep apps inside the app
Maybe weather status
no
speed up the process; make everything fit on one page. On the galaxy it didn't all fit, gave me issues with size.
make ub learns available for notifications
More user friendly: make it easier to see bus schedule and easier to see where the bus is located or when its coming. Maybe you can put in your stop and the app can give the next available bus times
I often have an error with email, it always opens up wanting me to sign onto my other google accounts instead, this was fixed by opening the email in igconito.
Add an easy link to the UB email
I am fine with this app
do not make it just a bunch of links. When I click on dining, I would like dining information, not a webpage to open. I use the app most often to check c3's menu.
Remember Login Details for each mobile device. Avoid the process of entering login details each time we access the app.
direct links to ublearns and myhub would be more practical
UBmail as one of the top choices; I believe maps is the least necessary; move it down to the other tabs and have mail as one of the top choices
no
UB Get is very handy for checking dining account info, such as # of meals or Dining Dollars balance. However, it takes too many clicks to get to from the mobile app, so I usually find myself googling "UB Get" instead of going through the app.
I don't think I've ever used dining or news ever.
the app running speed is a little bit low so.....
bus tracking thing does not work
It is so slow and almost impossible to navigate. The only useful component is the map. I almost never use this app now that I am familiar with the campus layout.
UB Learns needs to be improved a lot.
It would be great if this would be a complete native app. many of the links point to websites.
Make the calories and health within the dining app more easily accessible (nutre-something)

N/A
cool beans
none
None
Not having to resign in after closing app every time
The transportation tracker should auto refresh and should not zoom out at every refresh. refreshing the page zooms out the map and it gets very annoying to zoom in again.
Ub mail need to go directly to the ub mail site not to gmail.
Isn't the app just a list that opens the relevant webpage in your default mobile browser? Just make a mobile page at m.buffalo.edu, and have links to well-designed mobile pages for each of the services.
More, fluent, no need to jump to diff screens to access diff functions, needing to login only once
Better tracking for the Stampede, the mp is confusing for the freshmen who don't really know what street is what.
no
No, it works pretty good
N/A
add a classroom search where any classroom/ building can be located on the map
Completely rewrite it. It doesn't work very well.
It's a good app. However if you put time schedule(whether sports or disguised speakers) it could be better
the ublearns link doesn't work properly and it needs a separate app that I don't want to download.
Make the GUI less broken
Yes. The size of character is not very appropriate.
Make transportation actually part of app instead of redirecting to a clunky webpage.
No suggestions
make it faster
Bus times more accurate for mall and market-maybe bus drivers could update when driving how long it'll take for them to get to the mall and students could get a text or notification so they're aware of when to leave.
longer time so you dont have to keep logging in
no
On android make it so when you click a link it doesn't leave the app and uses a browser inside the app.

should me more fast(frictionless)
UPDATE TO iOS8 look
make hub student center a single button
It would be nice if the app could tell me in real time when the next stampede bus will be arriving. Also for dining please inform us right away whats open and whats close. Its very difficult to find whats open in the commons.
Make it work more faster. Make UI more friendly
UB Mobile app could have MyUB inside of the app with no need of going to the navigator
Make it more comprehensive and user-friendly.
BullsEye Page is not as comfortable to use as with other apps.. so kindly redesign the mobile app for BullsEye
Make it not log out as quickly
Maybe having the ability to check your UB-mail as well.
inbuilt browser would be better
yes
When I tried it didnt seem much like an app but more like links that would connect you to myub.
The app is very unhelpful except for locating information about peers or the location of buildings on campus. Otherwise, the app basically links one to the particular website. I usually just open up the website from my internet browser.
Redesign the interface.
Make it more mobile friendly. Make it more simple.

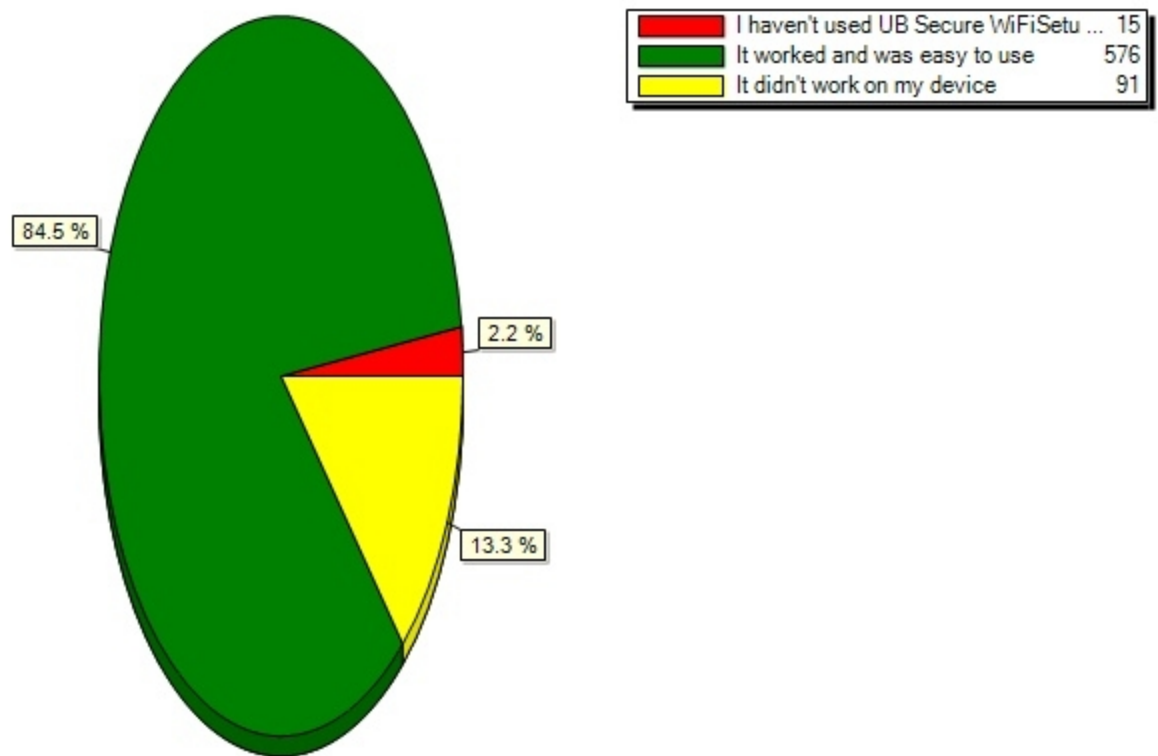
18) Have you used the UB Secure WiFiSetup tool (pictured below)?

18) Have you used the UB Secure WiFiSetup tool (pictured below)?



19) What was your experience with UB Secure WiFiSetup?

19) What was your experience with UB Secure WiFiSetup?



20) If UB Secure WiFiSetup didn't work for you, please tell us what happened.

If UB Secure WiFiSetup didn't work for you, please tell us what happened.
Proxies from last year needed to be erased.
Could not connect. Doesn't do anything. It says the password is wrong.
I was just in a hurry, and I didn't finish the setup.
The software was installed successfully but the wifi keeps disconnecting every now and then.

Most of the times, i couldn't automatically connect to UB secure even after the initial setup. I had to manually connect to UB guest or UB wireless
Took several attempts to connect & download
It did work, but it wasn't easy to use. Don't limit your questions like this. It's possible to work and not be easy to use.
It said it worked but then never connected me to the network
My computer (MACBook) gets kicked off from UBSecure all the time, the setup wizrd says that I have to reconfigure something. So I use my own wireless router.
For the first time i connected it worked. But after that for any use i have reinstall it, then only ubsecure wifi works. otherwise i always end up getting stuck on wireless
the setup worked on my android phone. But never works on the laptop. I have tried the manual connection method mentioned in UBIT website, but still no hope.
Asked for me to put a lock on my phone in order for security but I chose not to.
no internet access
It connects, but the connection drops constantly and requires my input to fix it. UB_Wireless does not do this.
It kept turning off or not connecting to my computer.
In trying to setup UBSecure to my MACbook laptop, the auto setup wizard refuses to run and I cannot get it to setup manually. I have to use ub wireless whenever on my laptop
The software does get installed on my mobile but it doesnt connect automatically when in range
It wouldn't work on my phone for a while, but then it finally connected.
it randomly disconnect from my phone. and the PS3 never connects to the UB Gaming
Did not work.
The set up app wizard shuts down my phone everytime I want to log into UB secure, so I am forced to used UB Wireless instead.
had to manually connect to UBsecure every time i logged in
it won't work on my device even though I follow all of the steps needed for installing it.
I had to go to the help center in Lockwood
Just nothing.
It had me download an app with a little orange figure that didn't do anything.
Kept failing and giving me some error message
didn't work without assistance on my mac
It keeps directing me to the android setup on my windows phone

After several attempts to connect to UB Secure, it only worked the day I set it up (and that took more than an hour). Now whenever I go to campus UB Secure does not connect and so I just use UB Wireless because it's faster and easier than trying to set up UB Secure again.
I work for the CIT helpdesk. More often than not, it doesn't really work
Sometimes it worked, but sometimes it would not connect at all.
was not able to use wifi
It would connect to my laptop and stay connect, but it would limited. This did not allow me to use the internet.
I put in my ubit name and password and it simply said it could not connect.
My laptop or smartphone never connects to ub Secure wifi even though I used wifi setup.
I can log in, but I am constantly dropped from wifi.
My laptop can not connect to the wifi which is so frustrated. I tried the WIFISetup so many times, but it did not work.
It wouldn't configure windows 8 connection so i log in at each connection to UBSecure
It went through all the steps but then wouldn't connect to the UBSecure WiFi
It doesn't connect and asks for domain all the time even after installing secure set up file
I followed the instructions but my laptop cannot connect to UB secure
It would not connect and kept making me re-enter all the information every time I tried using the WiFi.
I run a custom ROM on my Android phone, and the UBSecure setup program didn't run properly on the device.
it keeps disconnecting
It had issues with verifying information
It didn't connect
During the last step, was not able to finalize connection
It worked for my iPhone. Did not work for my Windows 8 laptop. I got it fixed from CIT Help desk by creating a new profile and deleting the old one on my laptop.
The set-up tool told me it was unable to connect and I should trouble-shoot for problems
dont remember too much. was not connecting, went to it desk at lockwood
failed every time
Sometime it disappeared
It kept saying it was installed, but it never was.
It wouldn't connect automatically

I have a Kindle Fire tablet, and UB Secure will not work with it. This should be fixed.
I had to go to the help desk because my internet never connected with the new wifi setup.
Kept saying incorrect password had to reset my ub pw
It would not allow my computer to log-in to UB Secure.
It was really confusing. Also once you put your computer to sleep, you would need to set up again. Therefore, UBGuest is faster than UBSecure.
I have been unable to setup UB Secure on my Surface RT.
I uninstalled it from my Android device as I did not like having a notification in my notifications drawer at all times, and did not want to use a lock pin.
the page reloaded on my android device. I don't know why. there were no clear instructions.
I went to the CIT desk and they fixed it, it's still not reliable. Sometimes it comes on, sometimes it doesn't.
directx wont work on my android device
There was an issue with the setup so I had to do it manually and visit the IT help desk
every time I turn on my laptop, it is disconnected from UB Secure, so I then have to reconnect each time
IT DOES NOT RECOGNISE MY GAMING DEVICES!
Old Operating System
Sometimes it was not connecting, even if I was on campus.
Wouldn't connect
ITS NOT SO EASY TO CONNECT ... I HAVE FOLLWED ALL THE STEPS LISTED, EACH TIME I LOGIN IT DOESNOT CONNECT AUTOMAICALLY
I used it on my laptop that is running Windows 8. I've come to the conclusion that UB_Secure hates Windows 8.
It constantly logs me out. So I sign in toub wireless each time..
I run Debian so it didn't seem to know what to do on my machine
it says it works but when i open the internet,it says otherwise
it wanted to download another app and I don't have time to. but now it seems to work just fine.
UB Secure loves to randomly forget it's connected to my device, so it was a pointless endeavour.
it tied to set up then hung
Did not connect automatically
I set it up but it wouldn't open websites
It refused to connect in some areas around campus.

I have no idea. I meticulously went through all the steps listed (and some of the steps didn't match what was on my screen! I believe this was using Windows 7) a bajillion times to no effect. I am not a wifi n00b - I have been using wireless networks for 13+ years, have set up home networks, etc.

I downloaded the information and now I am unable to connect to UB Secure.

21) In which campus building locations and floors do you have difficulty getting reliable cell phone service?

In which campus building locations and floors do you have difficulty getting reliable cell phone service?

In the hallway between Capen and Norton I usually have difficulty. The hallway between Lockwood and O'Brien is also a problem area.

Outside capen on the ground floor

Jacobs Management Center

BALDY

basement Clemens hall

None

Fronczak

alumni, jacobs 108 back offices

SU in the back by wellness, in knox, capen, most buildings

Lockwood Library on the bottom floor and Fillmore area. I've also heard that Govenor's has an issue with connection.

capen, NSC, SU,

North campus. Leeloop station

Lockwood basement

102 O'Brian Hall

capen basement

Knox

Don't own a cell phone

First floor of the Union near the Wellness Education office. In the Ellicott food court. Knox.
none
Ellicott complex, Bonner Hall Most likely also around the Baird lake area.
Alumni basement, Baldy basement
Knox & Ellicott Food Court
knox talbert capen basement
Knox Hall
knox davis
Knox, NSC
Knox, student union
Knox Hall Student Union
North campus, NSC 220
knox
nothing in particular, but I have trouble at the dorms in ellicott.
ellicott complex
NSC
Alumni Arena
Basements, all of them. Ellicott
knox, capen. alumni
alumni arena
no
walkway to capen from union, including knox.
Knox, Davis 101, Capen
Knox, Union, norton
Knox
sometimes in Governors and the stampede. Also, sometimes in the basement of governors where I start using wifi.
Governors in the basement. Clemens in the basement Capen in the basement
CFA Second Floor
Lehman Hall 1st Floor
Student Union Alumni Arena
KNOX ALUMNI ARENA BALDY DAVIS 101
Basement of Clement
Tmobile service is not good through out the campus
knox and nsc lecture halls
knox hall

groundfloor capen, 1st floor nsc, and the tunnel between knox and the union
Spaulding, knox
Student Union North campus Bookstore Capen Café Knoxx CFA basement
Student Union (everywhere), Knox (everywhere), Lockwood library (on occasion), Baldy cafe (on occasion)
no
have good reception in all but 1st floor koopor
knox
1st floor of Richmond
Bell Hall, Davis Hall, Cooke and Hochsetter hall
Nsc, Knox hall
lockwood
Flint Village
alferio 1st floor
nsc
knox
South Lake
The commons.
None
Knox, Ground level of Capen, Alumni 97. The basement level of most buildings.
Every educational building on campus has no service except Clemens.
I get reception everywhere.. its AT&T :)
all most all the buildings!
parking lot
T- Mobile network is poor in Jacobs management centre
O'Brien
Hochstetter
Law School - RM 106
N/A
none
Basement of O'Brian
capen groundfloor
NSC basement
Sometime O'Brien
knox
all of ellicott
knox

1. Yong Chaw Chinese food store at Commons 2. Male locker room at Alumni
Farber Basement
NSC Lecture Halls.
Hayes Annexes
Knox all floors
Capen Hall Davis Hall Knox Hall
have not encountered any yet
Cooke Hall, Hochstellar Hall
NSC 215 (chemistry labs)
The commons
Knox, SU, and commons
Basement of the Law School. Cell service and wifi are horrible!!
Knox/Norton area
Norton Hall, Knox Hall
knox hall
C3
farber, deif, abbot
Basement of Clemens, some parts of NCS
O'Brian 2nd floor
all
Norton first floor. Knox. NSC inside classrooms. Hochstetter.
Capen Hall basement
ldk
knox, capen, jacobs, baldy, diefendorf
Knox 20 has difficulty getting reliable cell phone service as well as Norton 112. The basement of Clemens also does not get reliable cell phone service.
talbert, nsc, bell, davis
good year hall 5 S 15 yes I do the wifi is very weak and slow
In the Ellie and in O'Brian Hall in general.
Student Union, Ellicott Food Court, Alumni Arena Ellicott Tunnel
1st floor in the law school in all classrooms
su
jarvis
Talbert,NSC
Capen, Davis,Knox
Goodyear floor 4,5 and 7
Knox

Knox 112 and Holchetter so far
Knox and Norton
Capen library, Knox tunnel leading into the student union. Almost all of the elevators.
None so far and all off my classes are in Baldy!
Student Union
Student union, Capen 1st floor and basement.
Knox Lecture Hall (all floors), Alumni Arena (ground floor), Natural Sciences Complex (all floors)
Capen, Knox
Davis hall Knox hall
Baldy first floor, Knox first floor, NSC
I do not have a problem getting service
Porter quad elevators
I don't get any service in knox at all.
math building and
It depends. Sometimes I would have hard time getting service in my dorm room but out in the halls it is fine.
Knox 20 basement
Library base floors Capen for sure
N/A- I have Verizon. Best service everywhere
Ellicott complex Fargo hall building 3 floor 6
basement of Capen and Common
Nowhere
None. Service is good.
alfiero
usually the lower floors or basements
Capen Hall
lockwood discussion room
underground
Knox Lecture Hall
Knox
Knox, Capen, Natural Science Center, Student Union 2nd floor
Talbert and Capen Hall, the basement. Jacobs Management Center, the second and the third floors
knox, capen, alumni arena
No

Capen Hall - Basement The entire commons Norton lecture hall Jacob Hall
Clemens basement floor
Clemens hall, Knox/Norton
Basically anywhere besides Student Union.
NSC lecture halls, Knox Lecture halls, Student Union 3rd Floor.
Bell 101
No.
Basement of every building
the food court in ellicot
Park Hall, Lehman Hall
each building, especially libraries
basement of knox, walkway tunnel between student union and knox
Knox, Norton, Baldy
knox, Student Union locker area
knox hall 1 floor and Student Union 1 floor
A lot of the buildings have poor cell phone reception. My experience has been that Norton is particularly bad as well as Diefendorf and NSC. The basements of most buildings have none
YES. I have an t mobile connection and it doesn't work properly in the campus
knox 1st floor and putnams in student union
talbert
Cybray
capen, SU
Bell Hall 1st Floor, Knox 14
Knox first floor and walkway from Knox-Capen-NSC
alumni
Bell 1st Floor Kapoor 1st Floor
KNOX
Knox lecture halls
All the libraries,cook,hochester,knox hall
Baldy Hall first floor classrooms, Knox First floor lecture halls. The ATRIUM at Ellicot definitely!!!
Knox 04
student union near student life and sushi
baldy first floor and fronzac 4th floor
every level of NSC
In the North campus at Davis hall and Ellicot Centre

KNOX LECTURE HALL, ELLICOT FOOD COURT, STUDENT UNION, CAPEN BASEMENT
In Knox and Norton in the lecture halls I have terrible service. UB Secure has inconsistent service all over campus.
kapoor hall - basement tim hortons
Talbert and capen.
walking from capen to knox
Knox,
Almost in all buildings
knox hall
Downstairs Capen, Knox
C3
Haven't had difficulty
Places in ground floor of Capen, Student Union, Center for Arts and Alumni Arena, Tennis courts, Stadium
South Campus
everywhere inside a building
Almost everywhere honestly. This campus is not kind to T-Mobile users.
saulding6 5th fload
Knox, Bailey and the Student Union
No problem so far
Alumni arena and Clement Hall in South Campus
Natural science
NSC
Lockwood library 4th floor
C3
stariwells
none really
Knox
Capen basement
Student union, Knox, Norton, Commons, Baldy
KNOX NSC BALDY IS HORRIBLE
Ellicott Complex
O'Brian, Norton, Knox
Knox, Ellicott
In the basement of Knox Hall.

None
Clemans hall ground
Atreum and c3
Talbert 2nd floor.
The cellar in governors
Basement of Capen
Knox
Wilkeson, C3
None
Wilkeson 145
Davis Hall, atrium
None
verizon has good cell service in most parts of campus. Some underground lecture hall areas get bad service, but wifi works!
Wellness suite, the cellar
Fronzcak ,
The Ellicott Atrium
All of them except the tunnel between Student Union and Knox.
capen, union
goodyear, clement
Berts and everywhere else on that level
None that I've noticed
ellicot complex, capen hall library.
Knox
Knox Hall, Norton Hall, the hallway from Norton to Capen.
Elevators and the tunnel
Capen in general
Clemson basement, O'Brian first floor
Nsc 110
Goodyear Hall 7th Floor
clemens basement
Baldy, Capen, O'Brien
capen hall basement
Flint apartments, 3rd floor
Knox ground floor, Hochstetter ground floor, Norton
Knox(basement), Norton(basement), Park(first floor), Fronzack (first floor), Governor's (basement), NSC and Talbert (basement), Creekside, the tunnels

that connect all the buildings, SU upper floors especially the third floor, Clemens (basement)
Ellicott Tunnel
The atrium in Ellicott
Knox hall
Sections of Ellicott, occasionally in Capen (often 3rd floor)
Crossroads Culinary Center Knox
Baldy basement
atrium tunnel, knox ground floor
NSC
None
Richmond and Govenors
I have difficulties getting a connection outside governors residence hall. Furthermore, I lose signal anytime I am close to the parking lot. By parking lot I mean every parking lot on campus. Yes, I tried and honestly I had no connection.
Inside C3 = Deadzone
All of Ellicott, Bottom floor of Knox all the way to Student Union
Capen- first floor knox-second floor
Capen hall, any basement
In Student Union
Capen basement, 2nd and 3rd. Baird basement. C3.
Fargo 4, floor 7.
jacobs management centre
knox, Norton, capen, SU
none
i have service pretty much everywhere on campus
Student union
The only location on campus I have problems connecting to the internet is, my apartment located in Flint Village.
Student Union 1st and 2nd
knox, ellicott food court
Knox, Norton, NSC, Talbert, Fronczak
obrian
knox classrooms, alumni arena basement, commons
NSC, The Atrium in Ellicott
Knox, I CAN NEVER GET SERVICE THERE. C3 is just as bad. Norton as well.

When on the bus moving
no
Hallway from the union to knox
KNOX! Sometimes the dorms.
Knox, NSC, Jarvis
Spaulding bulding 3,2 4th floor. Student Union 2nd floor, 3rd floor
Most underground
EVERY BUILDING ENDER THE GROUND
Elevators on south campus and Putmums on north
The Commons.
NA
Most of them
NSC basement
not sure
Knox, South Campus in Diefendorf as in the parking lots in front of Sherman hall.
NSC, Bell labs, hotch 114
From Knox to SU
Davis Hall Knox Hall Ground floor
Davis, Knox, Hoch
Any basements
Norton, Capen, O'brian
Various
Flagroom in Student Union, tunnels at Ellicot Complex and basement of Baldy Hall.
Ellicot Atrium
None
commons. no UB wifi there
Fronckzac Hall
almost all
First floor of the Ellicot complex in the food court.
none
Clemens, Knox, Baldy
None
bell hall 247
WIFI IS TERRIBLE IN FLINT
Bell Hall Its a big big problem...i stay in bell hall like 12 hours a day...and i don't

get cell phone service at all
tunnels
Student Union, Farber Hall, and Knox Hall
Furnase, 1st floor to 4th floor.
student union knox talbert nsc
Almost everyone...:(
Spaulding basement (Anthropology department)
C3 Dining Hall. Wilkenson Building 4 Stairwell
Commens, Baldy 140G
Some difficulty at Flint Loop bus stop, but in general service is pretty good on North Campus!
The Atrium and C3
richmond 1 elevator area
The Atrium, first floor Ellicott, Knox, NSC, and SU.
Knox, Capen, NSC, and Baldy basement.
Knox Lecture Hall, Parts of NSC, Most of Ellicott Complex including Greiner Hall
I haven't experienced any issues as of yet.
Capen
None
governor!!
Knox Lecture Hall, 1st floor. C3 Dining Hall. Sizzle.
Clemens
NSC Classrooms
sometimes knox, otherwise none
Capen and Residence Halls
Baldy, Knox, Ellicott dorms
Knox
Knox, Fronzack, NSC
Clement, NSC.
Between fargo and the atrium at ellicott. Between knox and capen In pistachios and putnams
Jacobs school of management Alfiero Centre
Capen, 3rd floor; NSC; Student Center, 2nd floor
Knox
Between Ellicott and North Campus
KNOX !!
i have not had problems

knox lecture halls and Jacobs management building
i get good coverage
Basement of Clemens, Flag Room in the Student Union
Some dining area and gym are where the cell phone service often get a low signal or no signal.
NSC Floor 2 Bell Floor 3
NSC Capen Knox
underground tunnels and ground floors.
clemens, basement
haven't had a problem with it, the only time was during the summer in the Clemens basement, however I have a class there again in a different room and it works fine!
Knox (everywhere)
baldy hall
student union
non that im in
There are a few places where there is no signal nor service.
Student Union
I have no access to mobile service in SU, Boldy and other buildings when I go deep inside.
Capen basement,
NSC
NSC, KNOX, the Ellicot
Student Union and Lockwood
Alfiero Center
Not related to this question- I did not like question #20 because it was not "easy" to use. It was a little annoying to set up but I cannot say it did not work because it did.
Founder's Plaza
bell hall
The hallway by the ground floor of Capen.
Jacobs center and Alfiero center
I have reliable service in the buildings my classes are in.
knox nsc student union
My carrier uses Sprint which is usually okay inside but for some reason when I'm waiting for buses/shuttles outside it is terrible.
knox, nsc
Knox lecture hall

MFAC
Knox/NSC lecture halls.
In most of the buildings and especially ground floors.
Capen Hall
Fine Arts tunnel connecting to Alumni Arena
NSC lecture halls, Knox lecture halls
Clemons basement
Kapoor Hall
None
student union
Knox would be the worst.
Lockwood Basement
The basement of every building, especially Clemens and Lockwood
NSC
none
Davis Hall, Baldy Basement, Hochstetter Hall. NSC.
don't have cell phone
All ok.
Know hall 109 and 104
Knox & Capen underground theatres. Ellicott Tunnel.
From Capen to SU, in the first flood hallway
SU, Filmore
I usually have very reliable cell phone service
Baldy, creekside, student union
Natural Science Complex
student union
Capen hall library lower level
Knox hall, common hall
Knox
Capen Ground Floor. In Ellicott Food court.
Davis Hall Capen O'Brian Baldy Almost everywhere inside the buildings!
Goodyear, floor 7
In Flint, and sometimes in Ellicott
ATRIUM, EVERY LECTURE HALL, BASEMENT OF CAPEN, EVERYWHERE IN ALUMNI, AND ALL THE ELEVATORS
Knox, basement of Capen
Capen Library downstairs

yea with T-mobile
davis hall
knox, capen, nsc, fronzack
knox
1.Capen Library Basement floor 2.Fronczak Hall 3.Student Union Ground Floor
the commons
knox, student union, governors (texting works, but calls are fuzzy)
School of management
Knox and in between Capen and NSC
309 flint village apartments
Capen Hall Library
Fourth floor in Wilkeson Quad buidling
Bell lab, Talbert Hall, SU
Capen Hall
Baldy 200c
Diefendorf basement, Wende basement (nurse's lounge)
Fargo Floor 3
ground floor of capen
NSC
none
any dorms
Capan Library Basement Baldy Hall Basement
capen
Ground Floor of Lockwood Library, Its really slow there
Capen basement
Knox 110 and other Knox rooms
knox, NSC, Student Union
Student Union. O'brian
None,I stay in Kapoor Hall
None
Every where AT&T
I don't know.
Flint Loop
the commons
Commens
Capen Hall Underground Study area.

School of Management building, Capen hall
NSC first floor and Capen Basement
Nsc. Student union
Wilkeson and the Atrium
Baldy Basement
Kapoor 1st floor near Tim hortons
Baldy 21
So far I have no cell phone service in Ellicott food court, Ellicott tunnel and Knox hall.
Almost all Knox Lecture Halls after I enter them and sit in the front of the class my reception goes to nill. And the walkway between Knox and SU is another pain because i cant talk while walking.
Clement Hall, 3rd floor
cooke
1nd Floor NSC
Lower levels of capen library have very poor service on my BlackBerry with Sprint. Often times I switch my phone to airplane mode so my battery doesn't burn out from searching for service constantly.
Student Union. All of the floors.
Most of the times it is Alfiero and Lockwood Library.
n/a
na
Student Union, Ellicot, Capen ground floor
Knox Hall
Capen
tunnels student union tunnels
Knox Hall
none
Between SU and Knox, the basement of Capen
Capen(ground floor), Knox 20, Walking in between the connecting tunnels.
red jacket quad
None in particular, they all seem to work the same.
None
baldy 1st floor, Clemens,
Fillmore.
C3 tunnel to know student union tunnel leading to the elli bus tunnel
Knox basement Clemens basement

Computing center, Fronzack hall knox lecture hall
Clement floor 5
I do have trouble with the network but can't pin point where all. I think the Capen is one of the places
Knox
Davis 101, Basements, Student Union
Capen Library First Floor
Basement of Baldy Hall.
Rooms 5, 8, 10, 12, 102, 107, 108 in O'bryan Hall.
Maybe capen basement, but I don't go there often
not applicable
Student Union
NSC 1st floor and Davis Hall whole building
Knox Hall, Ellicott Complex, Capen Library Ground Floor Study Area
I don't have any difficulty. In Hadley Village, students who live on the outermost apartments barely get wifi.
tunnel from student union to knox
Student Union specifically Putnam's and Jamba Juice
Badly Hall underground
Baldy 14a
Creekside Village
most buildings
CFA floor 2
knox and norton, sometimes capen
Filmore first floor
Underground anywhere
Basement of DFN
NSC
Baldy, Basement, some areas in NSC
None
First floor of Student Union, Alumni Arena basement
Biomedical Research Building, Farber, Cooke
Lockwood
Student Union
Knox, NSC
Basements.
north campus; capen cafe NSC

Knox cape Elliott
None
knox 4 and 9; nsc sometimes; basement of obrain and baldy hall
none
Ellicot complex
cooke
Nsc 210
kapoor 1st floor
none
Capen . davis
Natural sciences complex knox 104 and 109
north campus no problem for connectivity
Furnas Hall Bell Hall Lockwood Cybrary Jarvis Hall
ellicot complex (Richmond)
commons
knox, nsc
dfn
BALDY, ALL THE GROUND FLOORS, O'BRIAN, CAPEN!
all
Knox; anytime I am around or near knox, terrible phone service. Alumni locker room and gym. Capen's ground library or Silverman library. Lastly Ellicot complex's entrance by the dining areas and the Elli
Jacobs, Knox, Norton,
Kapoor, entire building
ellicot
Commons
knox
Capen lowest floor
Ellicott atrium, Alumni Arena,
squire hall
N/A
Most of North Campus with Tmobile
Jacobs, Alfiero, south lake
none
south lake
I haven't run into an issue yet.
basement of health science library

Knox lecture halls
Student Union, Knox Hall, Goodyear Locked Lounges
bell hall
Kapoor
having no difficulties
Knox lecture halls, Sherman Hall basement
Basement of Clemens
Lockwood basement
nsc,knox
Clemens basement. Knox 110
-the Atrium -Bell Hall -First floor of Norton Hall -First floor of Knox
richmond building 3 floor 4
Baldy hall
Knox
c3
In the tunnels in Ellicot
ellicott complex,NSC
none
Knox, capen, nsc
Lockwood basement, capen basement, capen cafe, berts, NSC
Jacobs Management Center and Alfiero
Capen
Jacobs and Alfiero
Nowhere
none
Hadley 107
some parking lots
Knox, Ellicot Atrium
capen, lockwood, davis
Alfiero Center and Student Union
Many parts of the Alumni Arena, especially the ground floor.
NSC, lower level of Capen
Norton, NSC
Knox and Capen
Basement of Clemens (North campus) ***Tim Hortons in Kapoor Other than that UB's wifi is just super slow all the time. I usually just use data from my cell phone plan, which is frustrating.

I am a fully online student.
SU Theater sitting area Sherman Hall Cary Hall
The Hallway between Capen and Knox, my calls always drop.
NSC lecture halls Clemens
Ellicott Atrium
100 level of Knox. It is almost impossible to get a signal.
Student Life Offices
Knox
student union
Capen, Knox,
Red jacket floor 3
Knox Hall
T-mobile doesn't work inside 80% of the buildings; including Student Union, Knox, Capen, Talbert
All
Capen
Jacobs Second Floor!!!
Cooke 121, Hoch 114
lockwood
talbert, norton, Knox
Davis
NSC, Talbert,
Clemens basement. Governors Residence hall.
Capen Basement, Knox, Natural Sciences Complex
Filmore
basement of CFA
Flint Apartments
Student Union, Knox, Alfiero
Clemens basement
all of Ellicott, Knox, Capen, nsc
Talbert Hall
Knox (almost all rooms), NSC (almost all rooms)
Center for the arts: basement and 1st floor (on the visual studies side) near the bathrooms
Squire Hall, Lockwood, Baldy, O'Brian, Founders Plaza, Lower levels of Union, Knox, Norton and Capen.
Basement of Kapoor has 0 service w/ Verizon

C3
Knox,NSC
Cell Phone service is fine, however the wifi doesn't work half of the time.
knox lecture hall
GOOD YEAR ALL OF IT
the Gym
ketter hall
alumni
Baldy, Capen, Fillmore
nope
Basements of all the buildings
Basement of Capen is where signal goes to die. Also very poor signal near the stadium, especially the parking lot. I never have more than 2 bars anywhere on campus (Vzw)
talbert, capen, NSC, Governors, Student Union.
commons
north campus around commons, and inside norton and davis hall
basement of basically every building on campus
NSC, Cooke.
Jacobs Management Building
Knox Lecture Hall, Norton Hall, C3, Millard Fillmore Academic Center
Knox Hall, Norton Hall
none that I know of
Student Union, On the way from Capen to Student Union
n/a
knox NSC
Knox and NSC (All rooms)
Bell, Davis, Student Union,Capen Hall Basement
Greiner Hall (whole building) Baldy Walkway Obrian (1st and 2nd floor) NSC (2nd floor) Knox (underground) Norton 112 Capen 10 Capen (ground floor to 2nd)
I get service in most places
Knox classrooms
Lower levels of all UB buildings, mainly basements.
Ellicott food court
Knox 104, Davis Cedar
knox su capen basement

commons, where is behind the Starbucks
Jacobs 208
RED JACKET
Alfiero and Jacobs throughout
Knox, NSC
Lockwood Library, Student Union going towards Knox Hall
knox, tunnel between su. capen bathroom.
Governors
Elicott atrium
Alumni arena
Squire basement -especially the computer lab. so frustrating coz I cant use my cell phone to call patients. I ave to use the school phone thats there and older patients tend to call on that number instead of my cell phone coz they think i changed my number
Clement Hall Basement
knox hall and norton hall
Most buildings cell phone service is unreliable. Specifically Jacobs/Afliero, Talbert, Capen, O'Brian, Lockwood, Hochstetter
south
SU, Commons, ground floors.
The tunnels and the area by the card office
None
knox hallway connecting SU and Knox 1st floor of Norton Hall
The basement of Capen I find difficult to get reception.
everywhere
Alumni dance studio
Cell service seems to be pretty good everywhere.
Directly Outside buildings
O'Brien hall
Can't remember
Don't use a cell phone for calls.
Dining Hall
in between capen and talbert, ground floor
Not really faced a problem so far
alumni arena Center for the Arts
Talbert
Not faced much problem yet with Wifi Services.

basement of Abbott Hall, Capen
fillmore
Bell Hall
C3
capen (basement).
Crosby Hall, South Campus
Knox SU Hoch Capen NSC
Crosby Hall on South Campus
ARC
sometimes in NSC lecture halls and knox
Kimball
knox, ground floor of capen alumni arena ground floor and ground floor
Basement of Capen Library (group study area)
Jacobs Ellicott
O'Brian Hall
Alumni Arena
Student union
SU 1st, Commons, Bookstore
under ground floor of Gym
Residence halls give the most problems when getting reliable cell phone service.
Some parts of Kapoor
Knox, Baldy, Capen, Commons
atrium,
My cell phone service has been reliable everywhere on campus.
fronczak capen basement almost every building I step into.
Everywhere
Any elevator. Fifth floor Park Hall. Hallway area between Cybrary/Library on second floor of Lockwood. No reception at the Commons at all.
capen
Knox, Jacob, NSC, Student Union 3rd Floor.
Capen ground floor, Ellicott complex
Red Jacket 6 Atrium
KNOX BUILDING (ALL FLOORS), BELL HALL
Not applicable
basement
Capen Hall, near Capen cafe; Capen 25; capen library; Park hall first floor, Knox

building.
Baldy basement has no cellphone service at all
Knox, Blake Center,
Basement
Knox 20, sometimes i cant get connected to it
Mostly the larger lecture halls on North Campus such as NSC and Knox.
In the basement of Clemens
I usually get good cell phone service everywhere except Knox Hall
student union nsc
Kimball tower, DFN south campus
Baldy
YES!
Knox
clemens
Basement floor of Clemens
Kapoor
Center for the Arts (The Basement level is completely void of reception (where all the Theatre/Dance department classes take place) lots of missed calls and emails due to that.
lockwood
Bell Hall and Furnas Hall
Perks in Ellicott; Ellicott in general
Tim Horton's Kapoor Hall
In the basement of Governors Complex, sometimes there are some issues with getting service.
Capen first floor!
Between NSC and Cooke/Hochstetter, Talbert
Tim Hortons - Kapoor Hall
Talbert
Knox, Bell, Capen
knox lecture halls
Lockwood North Campus
NSC, Hochstetter
Knox(all floors), Lockwood(basement), Alumni Arena(lower level and gym)
Clemens nsc knox
None
Knox, NSC

Su flagroom and first floor hallway.
knox
In C3 and the Atrium
Knox used to be a bomb-shelter-tier, now it's much better. I think in the basement of Baldy I have trouble, but it's a basement so I don't get my hopes up too much there!
goodyear hall
Ground floor between capen cafe and norton
Knox 20
Cfa
Pretty much every floor that is not the topmost floor. Safelink has very poor reception on campus.
student union
Red Jacket Hall
Knox, NSC Lecture halls, SU 1st floor, Lockwood basement. This is usually not an issue given that UB Secure is working reliably
lockwood 4th floor and above
Near the parking lots in general is terrible
Student Union- Second floor up Ellicott- Atrium
sub level of talbert and capen, most of the spine
Knox, Norton, Student Union, Capen, Clemens, Park, NSC,
no
No issues with cell phone service.
I mainly use the Jacobs Management Center and the Cybrary. In both places I have great service.
Bell lab 101,ellicot complex.hsl
I do not get service in knox lecture halls. also very slow by ellicot complex
Baldy Hall Capen Hall Talbert Hall
Hoch hall, Knox, NSC
All of them. Even outside.
Knox
Alumni Arena
Wilkeson, Fillmore.
capen 1st floor Knox
underground and in elevators anywhere
North Campus, Ellicott
Wilkeson building 2 floor 3

knox hall
Alumni
Alumni Arena, Ellicott tunnels
Knox and Center for the Arts
commons
haven't had any issues with reception
no
Davis Hall
cafeteria in north campus
Knox and Norton lecture halls
basement of baldy
mostly all of them NEVER Knox
nsc knox capen
Inside any campus building like Capen, Knox, Student Union, The Commons, Hoch stuter, NC, Talbert etc. Outside the buildings there is NO issue with cell phone service.
Almost all
basement and UB commons
Capen, Knox, Norton, Govenors
bus station, out of capen
I usually have difficulty connecting in the International Diversity Center on north campus and the the first floor where the atms are in SU.
Davis Hall
Library,Berts,Lockwood,Furnas
Bonner Hall, Ellicot, Basement levels of all buildings
Alfiero, NSC
Governors and Goodyear
students union.
Alumni Arena; locker room and pool entrance.
C3
Knox, basement of Clemens
diefendorf 2
Knox. Tunnel from Student Union to Knox.
Capen Library 1st Floor
basement of baldy and clemens
Wilkeson Quad
none

Furnas - speed is low
basement of Capen Hall
im fine with cell service, it's wi-fi that can be inconsistent
Davis Hall, Bell Hall, Capen Hall ground floor
Ub card office and the way to Student Union
Knox 20 on North Campus
the SU
Davis (1st floor), Capen (2nd Floor), Knox (1st and 2nd Floors)
3rd floor and up
Library,student union, knox hall,talbert hall nsc
Dining halls
knox, and walking btwn su and knox
None so far, but I am only in 1 different buildings on campus
None - it's pretty great these days.
Every single building at UB.
Knox, SU, Capen, and NSC
Commons, Knox Lecture Hall, Alumni Arena
Clemens, obrian, capen, davis, bell
Capen
None!
alumni 1st floor
KNOX, COOKE, HOCHSTETTER, NSC

22) On which Stampede bus route would you most like to have Wi-Fi available?

Response	Count	Percent
Blue Line shuttle	57	5.8%
Ellicott Complex to Lee Loop Express	74	7.5%
Green Line shuttle	13	1.3%

North to South Campus Stampede Express	324	32.7%
UB Stampede- all stops	523	52.8%

23) In which bus shelters/waiting areas would you most like to have Wi-Fi available? (Select all that apply.)

Response	Count	Percent
Ellicott Tunnel (near the Elli)	467	44.8%
Flint Loop	563	54.0%
Goodyear Hall	241	23.1%
Governors shelters	182	17.4%
Lee Loop bus shelter	277	26.6%
Putnam Way (near O'Brian Hall)	211	20.2%
South Campus Main Circle	458	43.9%

24) My Virtual Computing Lab offers access to UB-licensed software from your personal computer, which can save you a trip to a public computing site. Current software includes ArcGIS, Karel the Robot, Maple, Mathematica, MATLAB, Minitab, Microsoft Office 2013, SAS, SPSS Statistics, and Visual Studio Express. What additional software would you like to see available?

My Virtual Computing Lab offers access to UB-licensed software from your personal computer, which can save you a trip to a public computing site. Current

software includes ArcGIS, Karel the Robot, Maple, Mathematica, MATLAB, Minitab, Microsoft Office 2013, SAS, SPSS Statistics, and Visual Studio Express. What additional software would you like to see available?
The available titles cover my software needs pretty well actually, because I largely use Google apps and open-source software like GIMP and Inkscape for graphics work.
Photoshop Camtasia
Parallels for free, mac user
statcrunch
Adobe Suite
Photoshop, Adobe suite
photoshop
Adobe Photoshop
adobe reader endnote
Julia
AutoCAD
Adobe Photoshop
none
Adobe
Solidworks, Adobe products
Adobe Dreamweaver
I am unaware of this service.
Solidworks.
More spyware programs
VMware
Adobe Acrobat
Kasperksi, PSpice
ANSYS
Photoshop
SAS MATLAB
Adobe
photoshop, adobe audition
no
Eclipse
Multisim
Adobe, Photoshop,
Na

adobe
Adobe Premiere, Final Cut Pro
Cadence
ADOBE CREATIVE SUITE (ALL OF IT) OS UPDATES
AutoCad
photoshop
mirrosoft excel and powerpoint
Being able to print from my PC to a printing station on campus
Adobe Photoshop, video editing software like Sony Vegas
no
chemdraw, graphpad
photoshop
none
photoshop
Adobe
Photoshop
@risk, PROE, solidworks
thats almost all i needed
Adobe Photoshop and other Adobe products
Logic Pro, Ableton, NI Komplete, Maschine, Pro Tools, Reason
STATA
Adobe suite
V-Frog
no suggestions yet
Photoshop
ChemDraw
i don't know
Adobe Flash
Multisim
none
Photoshop
EndNotes, andAdobe Reader (that allows you to convert files, etc.)
none
N/A
More video editing software
Stella

Instead of virtual if we can download and install the actual software, that would be great.
n/a
acrobat
Creo (Pro-E), Solidworks
Photoshop, final cut pro.
Adobe Creative Suite
nothing I can think of at the moment
Microsoft Photoshop
Photoshop/photo editing software
None I can think of.
Eclipse
sas
N/A
STATA, R, LIMDEP, SMARTPLS and LISREL
FL studio
photoshop
CAD software, CAE like ansys
Oracle,
Photoshop and corel studio
AutoCAD, AutoCAD 3D Civil
photoshop
Photoshop and adobe premiere
Photoshop Microsoft Word, power point
CREO
These are sufficient
netflix
Autocad
Logic Pro, Maya
SolidWorks.
They all meet what I need throughout college.
Adobe Creative Suite
Adobe editor Photoshop
photoshop
Adobe series
Adobe Photoshop Adobe Acrobat
Photoshop

Adobe photoshop
origin 8
Not sure
photoshop
adobe creative suite
none
Photoshop, illustrator, rhinoceros
nutpro
longer trial period
Microsoft Outlook,
Pro-engineer, CATIA, asnys
Wolfram Alpha
Microsoft Office 2013
N.A.
Photoshop
Photoshop
Adobe Photoshop
None!
Creo Parametric
Pages Keynote Numbers
Adobe reader
MAC OS X
YOUR MATHEMACTICA access codes don't work anymore. I called them and they said the school has not renewed the contract with them.
Possibly some design/editing software like Photoshop or InDesign
Origin Pro, Chemdraw, Photoshop,
FI Studio
Adobe After Effects or other professional video software.
Photoshop
Creo parametric
I don't know of any
Final Cut, Adobe Premier,
Nope
For the most part I don't use My Virtual Computing Lab, but I would like to see Microsoft Office 2013 for Mac become available.
Photoshop
photoshop

Apple software - pages, keynote, etc...
Adobe Photoshop
that is plenty
None?
I have had access to all necessary software.
Photoshop
Photo shop for FREE
Adobe Photoshop
NA
Where did Photopshop go?!
not sure
Adobe Illustrator
eclipse
Eclipse
Cadence
Photoshop
Adobe cloud
PS
Mathematica
Adobe after effects. Adobe creator.
Photoshop
ANSYS, HYPERMESH, SOLIDWORKS, PRO-E
Adobe Acrobat SolidWorks
Verilog
Adobe Photoshop PLEASE Autocad SAP 2000
AutoCad Catia
Camtasia
some sort of high quality video editing software
Photoshop, Eclipse
Adobe Acrobat , Adobe Lightroom, Photoshop
I'm not sure if any of those are spyware/anti virus programs, but if not that would be helpful (I already have some on my computer, but I know that's not the case for everyone.)
Adobe Photoshop
None
no
Autodesk and Adobe Software: AutoCAD, Maya, Photoshop, InDesign, etc.

More options of Antivirus
any kind of music producing software
Acrobat Reader Professional, Photoshop
N/A I am content
Photoshop a better virus protection
Microsoft Project
N/A
IBM rational suite
Rosetta stone
photoshop
Photoshop, CorelDraw
-pdf reader, note taker, and more fun software such as adobe Photoshop, adobe Dreamweaver and add more academic software such as "HTML" for student who like to design a website.
Not Sure
Microsoft Office is all i need.
Adobe Photoshop
No
Adobe programs (photoshop, etc)
Abaqus
Windows 8
garage band
adeobe
photoshop
Photoshop/Sony Vegas Editing studio
Image J
Autodesk, Unity Pro, etc.
Microsoft office2013
Photoshop
Adobe Creative Suite would be amazing.
Photoshop
not sure
NI MultiSim, Adobe Master Collection.
I am satisfied. adobe stuff maybe.
A better security software.
Autocad, solidworks
Window 7,8. install system pack.

photoshop
Photoshop
none
C++
Adobe Programs
Adobe Photoshop
none
i dont know any of these... i guess microsoft and malware protection stuff
AutoCad
N/A
adobe reader
adobe photo shop
AutoCAD
Cadence, PCB layout
Skype
MS Publisher
Photoshop
adobe softwares
Adobe products
Adobe Solid Works
CAD, Solid Works, LabView
zip tool
Adobe Photoshop, any other antivirus
LabVIEW, Adobe Photoshop, Autodesk Inventor
photoshop
N/A
This is pretty comprehensive for me.
Adobe Masters
none
LATEX
Adobe
AutoCAD Adobe Creative Suites
ADWCleaner OpenOffice
SolidWorks
karel
MS office 2014; Endnote

Adobe Photoshop
i am not a technical person so would not know much about it.
na
ANSYS
Photoshop
all good.
Adobe Photoshop
N/A
Adobe Suite, particularly Dreamweaver
Office 2014.
Acrobat Pro. As a law student, the ability to access Adobe's PDF editing software would be invaluable. Alternatively, Foxit produces an equally functionally robust, and probably more cheaply licensed, in their PhantomPDF software.
None that I can think of
PTC Creo
Multisim
PS
visual studio express
photoshop
Adobe CS6 Collection Sony vegas
Games
Photoshop
OriginLab Adobe Acrobat
photoshop
MATLAB for free. You still have to buy the useful student version.
None
none
Pro-E; Solidworks; Creo; ansys
malab
Pro-Engineer
thats enough
Anti-virus and auto repair software
solidworks and unigraphics
photoshop
no idea
ANY

R
Not Sure
none I'm good with whats available
Finale Music Notation Products for music students, better than the Free download they offer online. How many music students are at UB. How about something for them.
Adobe acrobat
Peachtree
Adobe Products, Camtasia/Articulate
Photoshop
Adobe Photoshop
Statistics package in Matlab
R latex
Stata
photoshop
Photoshop Peachtree/Quickbooks
All of the above.
mutisim
Photoshop, Rosetta Stone
Microsoft on every computer
R, Eclipse
Netflix
something related to video editing
Adobe Creative
I am not too familiar with software.
Adobe Photoshop
Labview ANSYS solidworks CREO inventor
Autocad
none
Microsoft Windows
MS office
None
R
photoshop
Photoshop
Photoshop
LoggerPro

Xilinx
Teradata,Hadoop by EMC2
Stata
Photoshop
Office2013
VMware, Parallel Desktop
Adobe
STATA
Photoshop
Adobe Creative Suite (specifically Illustrator and photoshop)!!!! PLEASE!
Photoshop was available once, or other more basic image editing software.
Adobe photoshop
I am happy with what is currently available.
Multi Sim
Photoshop. LightRoom.
Windows operating
limdep, r
eclipse
VB
c
R, Adobe Photoshop
I cant think of an now
n/a
I use all of these!
photo editing software
Adobe Photoshop
Adobe Acrobat Pro Adobe Photoshop
C,C++
Photoshop, After Effects, Final Cut
LabView, Cadence
R, Latex
XCode
jEdit
Photoshop
SAP
adobe: acrobat, photoshop windows operation system

any
SofTest
Creo Parametric 2.0, Solid Works
Looks good to me
Adobe photoshop
Wolfram Alpha Adobe Photoshop
Notepad Web Browser access
Malwarebytes
Adobe Photoshop, SPSS
Adobe software suite Lightwright
Cadence OrCAD
-
AutoCAD
adobe
MS Project
I love the software program and can't think of any way to improve it.
Adobe Products, (photoshop, audition, illistrator, flash)
adobe photoshop adobe x
did not know what it is. sorry
Adobe products
ArcGIS
Creo, Solidworks, Python
Microsoft Office 2013
I do not use My Virtual Computing Lab.
Origin IgorPro
Photoshop, Adobe Acrobat Full Edition.
Photoshop
Nothing...These are the main softwares i use for my classes
Personal MATLAB access for personal computer. Creo 2.0 Full.
Adobe Photoshop
photoshop full free
Bluebeam
Microsoft operation system. like windows 8.
Sony VegasPro and Adobe Photoshop
Not sure what more of this software listed even is?
wolfram alpha

Stata, photoshop
Microsoft windows 7
Matlab
cadd
I don't know of any other softwares
Rhino
photoshop
Solidworks, ANSYS
N/A Had issues getting ArcGIS on my personal devices
Revit 2014, Rhino, and Autocad
Photoshop
photoshop
None
Adobe Master Collections
I think Rastop, a molecular modeling program used in BIO 205, is also available. I have used VCL for that, for Minitab, and for Office. I've used it when I want to print to campus printers but I'm too lazy to boot to Windows as well. I think you could send a faculty-wide email and ask *professors* this question; it would help eliminate the "we need this software for class but it's only for Windows and I have a Mac" headache that students sometimes face.
Photoshop, autocad, movie editing, music editing etc
Video editing softwares
Photoshop
Autodesk Maya Photoshop / Adobe Creative Suite Dreamweaver
no idea
N/A
Creo Parametric, Creo Simulate, Adobe CC Suite (Photoshop, Premiere, Illustrator, Lightroom, etc.) <= These used to be on there
Evernote
AutoCAD
Adobe Suite,
Adobe Creative Suite, Autodesk
ENVI
Adobe Photoshop and adobe premier suites.
WinEdt
MATLAB
none
Photoshop

Eclipse
Microsoft Access for MacBook, Visual basics for macbook
good
Photoshop - This is becoming an important skill and can really set you a part from other competition in the work force.
AutoCad Electrical, Solidworks, Cree, Autodesk Revit
Photoshop
Adobe Photoshop
linux
Adobe
.
AutoCad Photoshop
multi sim
matlab, visual studio
Adobe Creative Suite
none
Adobe Photo Shop
Microsoft Office 2013 is plenty for me.
Photoshop
AutoDesk,Photoshop
photoshop
Perhaps some Adobe software, if feasible (Photoshop CS6 perhaps?) Didn't this used to be offered a couple years ago?
Rhino, Adobe Illustrator, Adobe Photoshop, Adobe InDesign, and Sketchup
photoshop
creo

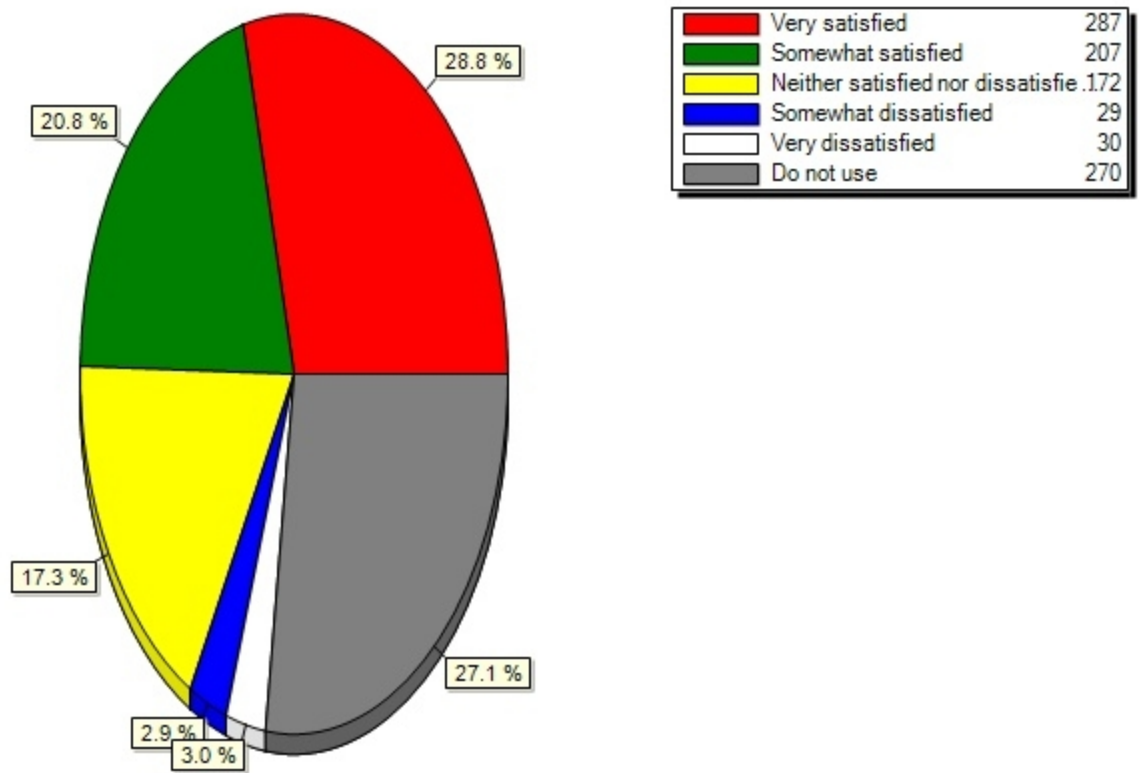
25) From the list of services below, please indicate your level of satisfaction with each:

	Very satisfied	Somewhat satisfied	Neither satisfied nor dissatisfied	Somewhat dissatisfied	Very dissatisfied	Do not use
Charge + Lock Station in Lockwood Cybrary	28.8% (287)	20.8% (207)	17.3% (172)	2.9% (29)	3.0% (30)	27.1% (270)
CIT Help Desk	26.9% (268)	27.3% (272)	21.6% (215)	1.8% (18)	1.1% (11)	21.4% (213)
Public color printing (iprint)	31.4% (312)	26.1% (260)	17.2% (171)	4.5% (45)	2.4% (24)	18.4% (183)
Echo 360 course capture/recordings	16.8% (164)	21.4% (209)	24.7% (241)	2.9% (28)	1.6% (16)	32.6% (318)
HUB Student Center	41.0% (407)	36.2% (359)	12.2% (121)	7.0% (69)	1.6% (16)	2.0% (20)
iTunes U	16.4% (161)	16.1% (158)	26.9% (264)	1.7% (17)	0.6% (6)	38.2% (375)
Library e-books	21.8% (214)	21.5% (211)	23.7% (233)	1.9% (19)	0.9% (9)	30.1% (296)
Library website	28.1% (276)	31.2% (306)	21.4% (210)	2.6% (26)	0.7% (7)	16.0% (157)
Mobile device support	22.6% (221)	26.0% (254)	22.6% (221)	4.9% (48)	1.2% (12)	22.7% (222)
MyUB	48.3% (480)	36.4% (361)	9.5% (94)	3.6% (36)	0.9% (9)	1.3% (13)
My Virtual Computing Lab	22.6% (221)	24.7% (241)	23.5% (230)	3.0% (29)	1.1% (11)	25.1% (245)
Public B&W printing (iprint)	36.5% (357)	32.8% (321)	15.1% (148)	4.4% (43)	2.1% (21)	9.1% (89)
Public workstations	32.1% (314)	36.5% (357)	16.9% (165)	4.1% (40)	0.9% (9)	9.4% (92)
Remote printing (iprint anywhere)	22.0% (216)	19.8% (194)	19.1% (187)	5.5% (54)	5.2% (51)	28.4% (278)
Streaming videos from UB Libraries	19.9% (193)	22.0% (214)	23.5% (228)	2.3% (22)	0.8% (8)	31.5% (306)
Software downloads from UBIT	38.1% (373)	30.0% (294)	16.3% (160)	2.6% (25)	0.6% (6)	12.4% (121)
UBclicks	16.0% (155)	16.7% (162)	24.7% (240)	1.6% (16)	0.6% (6)	40.4% (392)
UBfs My Files	17.6%	20.3%	24.7%	1.9% (19)	0.6% (6)	34.9%

	(172)	(198)	(241)			(341)
UBITName Manager	18.7% (181)	18.6% (180)	25.7% (249)	1.5% (15)	0.4% (4)	35.2% (341)
UBIT Website instructions	21.1% (205)	23.0% (224)	24.9% (242)	1.7% (17)	0.8% (8)	28.5% (277)
UBlearns	44.4% (436)	36.4% (358)	13.5% (133)	2.7% (27)	0.8% (8)	2.1% (21)
Virtual Conference (Lync)	12.9% (124)	17.3% (166)	26.2% (252)	1.7% (16)	0.3% (3)	41.6% (400)
VITEC Solutions computer repair	13.4% (129)	16.2% (156)	25.3% (244)	2.1% (20)	1.8% (17)	41.3% (398)
Wi-Fi - UB Secure	32.1% (318)	30.7% (304)	12.9% (128)	11.7% (116)	8.0% (79)	4.6% (46)
Wi-Fi - eduroam	13.5% (132)	16.1% (157)	24.2% (236)	3.6% (35)	2.1% (20)	40.5% (395)
Your UB personal homepage	31.5% (310)	31.3% (308)	22.1% (217)	2.6% (26)	0.7% (7)	11.7% (115)

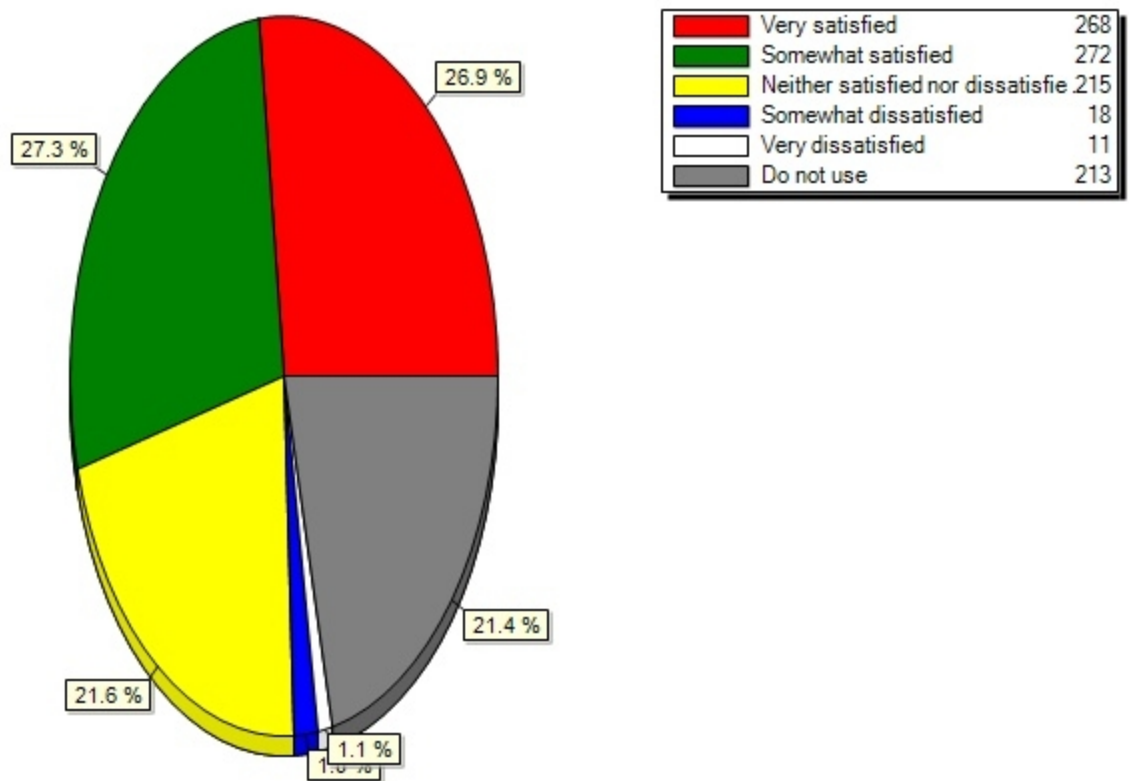
25.1) Charge + Lock Station in Lockwood Cybrary(From the list of services below, please indicate your level of satisfaction with each:)

25.1) Charge + Lock Station in Lockwood Cybrary(From the list of services below, please indicate your level



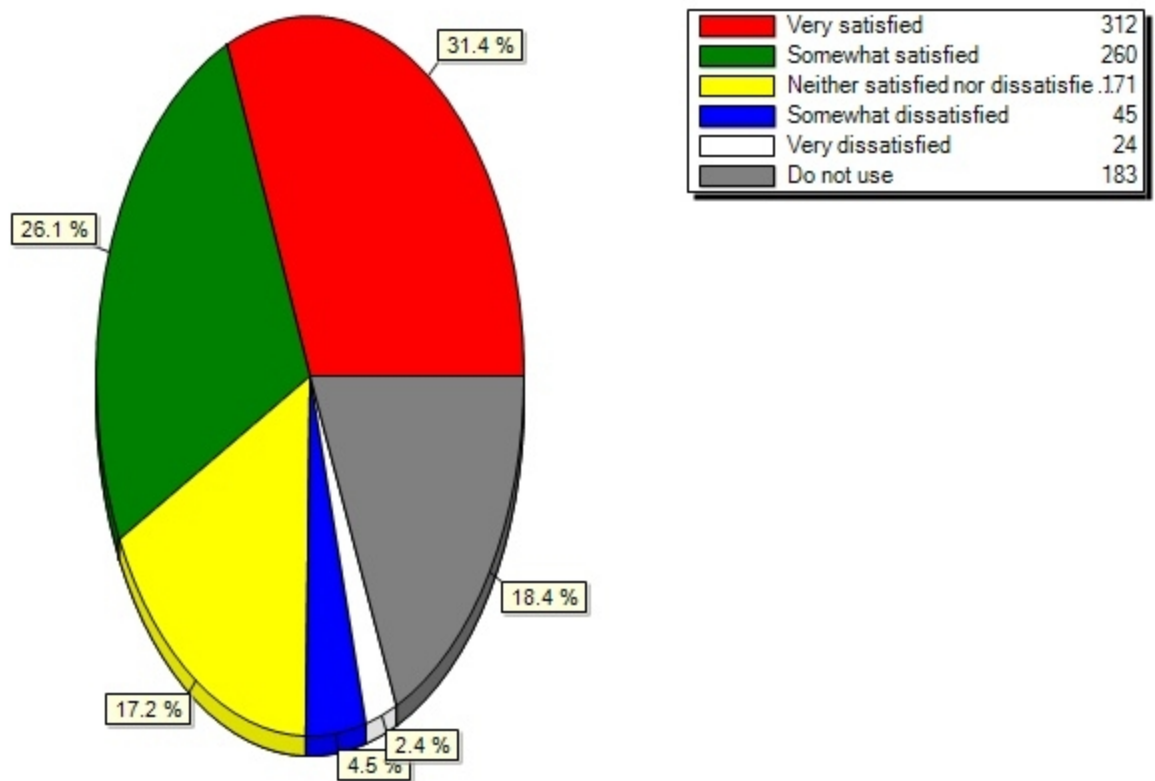
25.2) CIT Help Desk(From the list of services below, please indicate your level of satisfaction with each:)

25.2) CIT Help Desk(From the list of services below, please indicate your level of satisfaction with each:



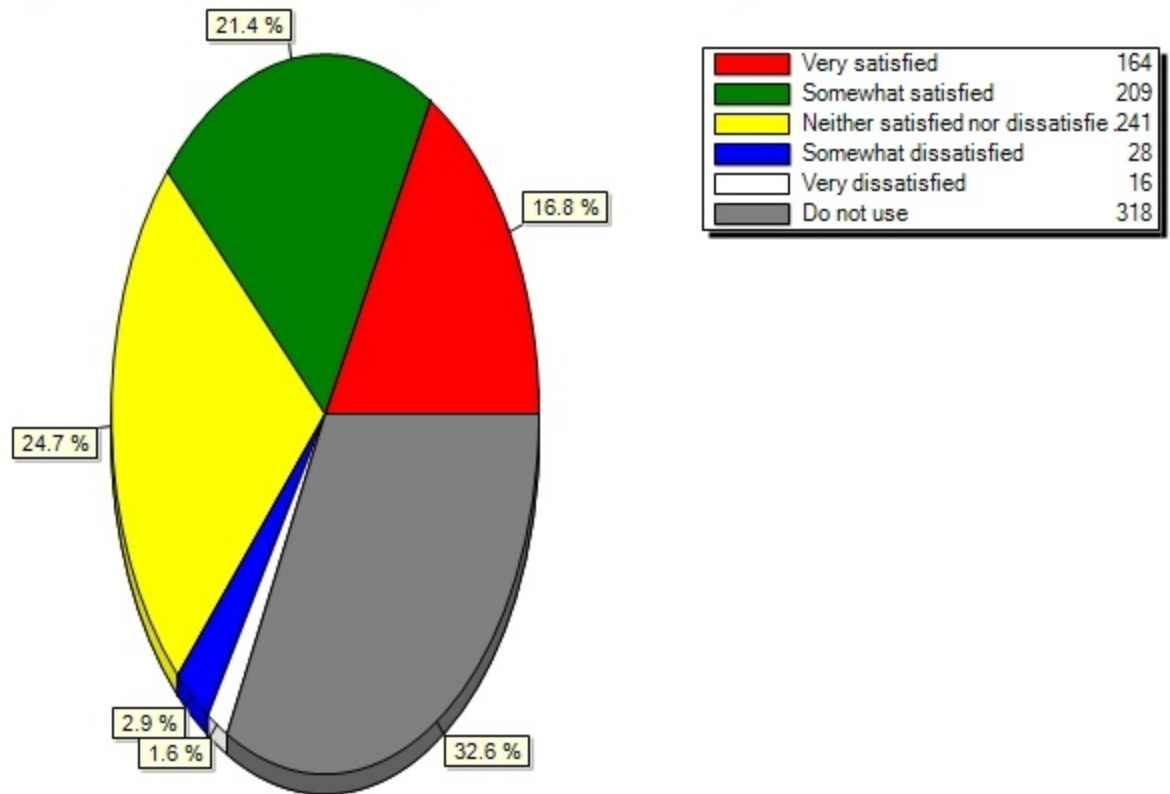
25.3) Public color printing (iprint)(From the list of services below, please indicate your level of satisfaction with each:)

25.3) Public color printing (iprint)(From the list of services below, please indicate your level of satisf



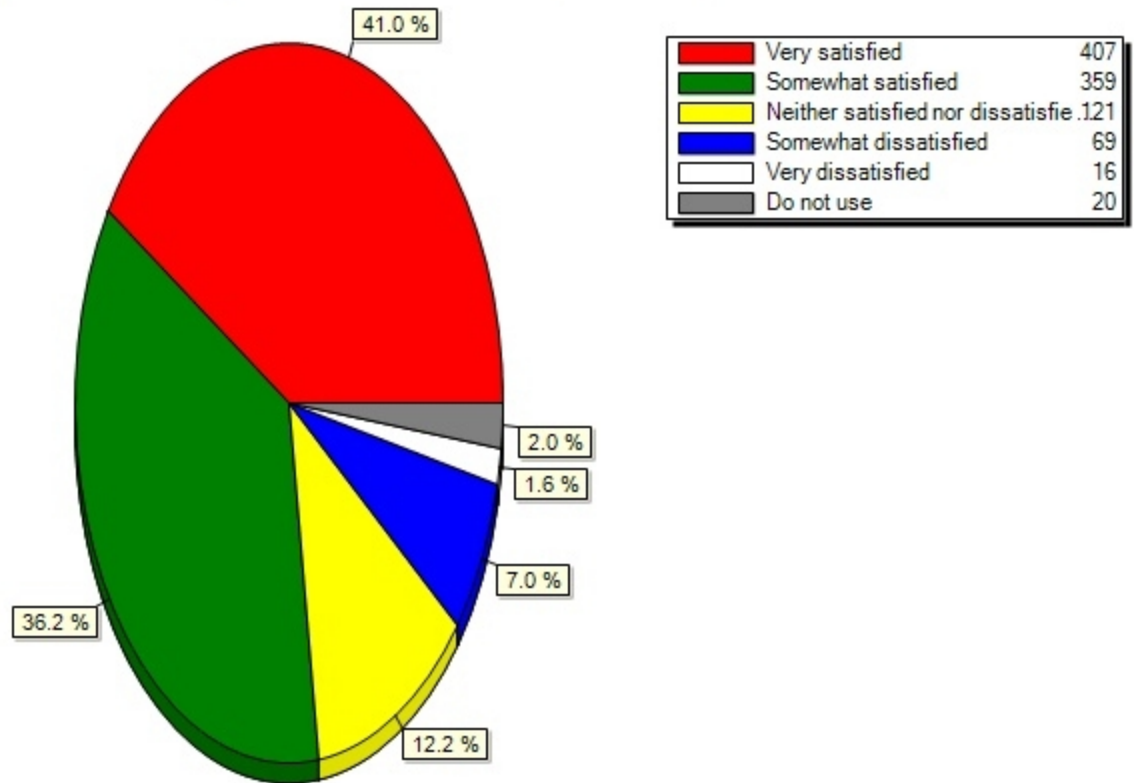
25.4) Echo 360 course capture/recordings(From the list of services below, please indicate your level of satisfaction with each:)

25.4) Echo 360 course capture/recordings(From the list of services below, please indicate your level of sa



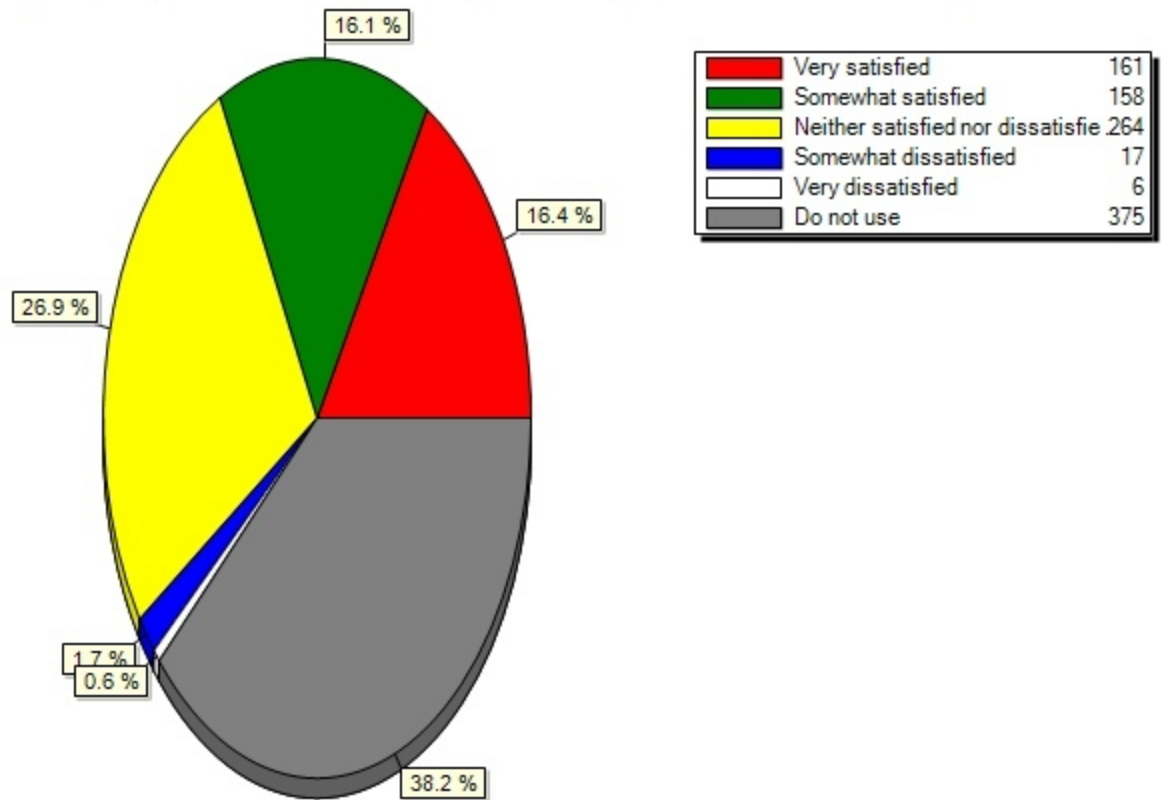
25.5) HUB Student Center(From the list of services below, please indicate your level of satisfaction with each:)

25.5) HUB Student Center(From the list of services below, please indicate your level of satisfaction with



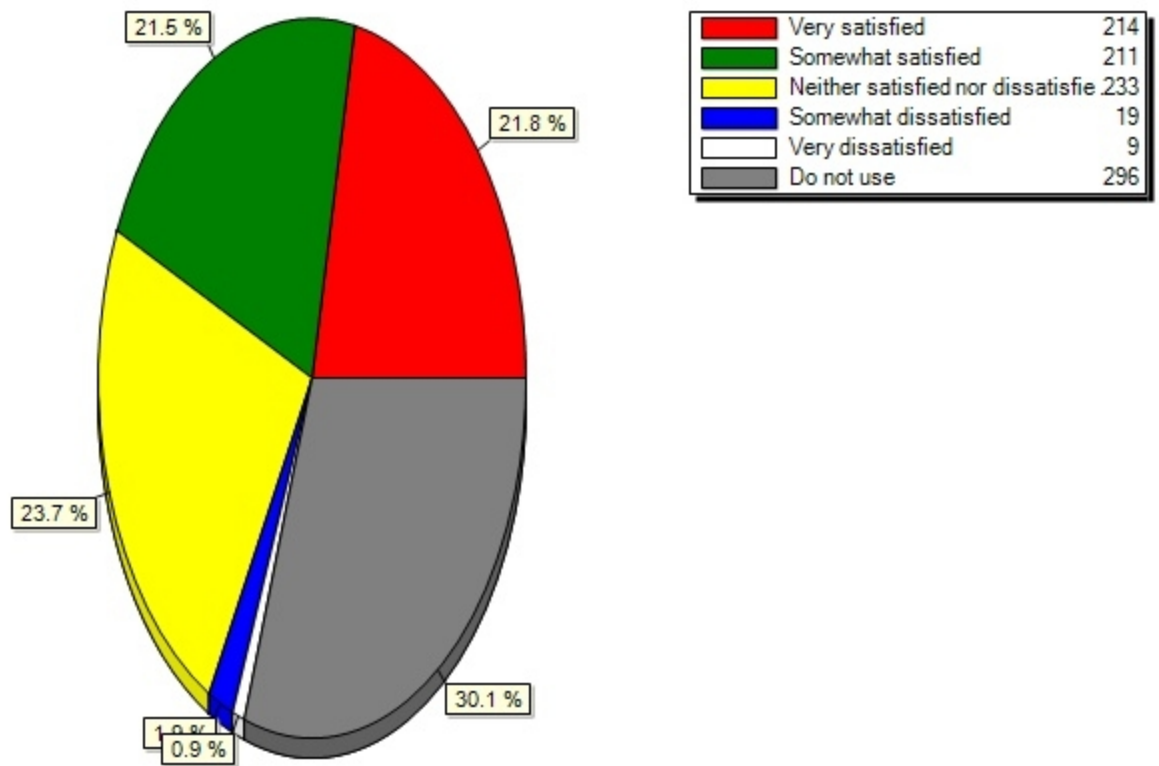
25.6) iTunes U(From the list of services below, please indicate your level of satisfaction with each:)

25.6) iTunes U(From the list of services below, please indicate your level of satisfaction with each:)



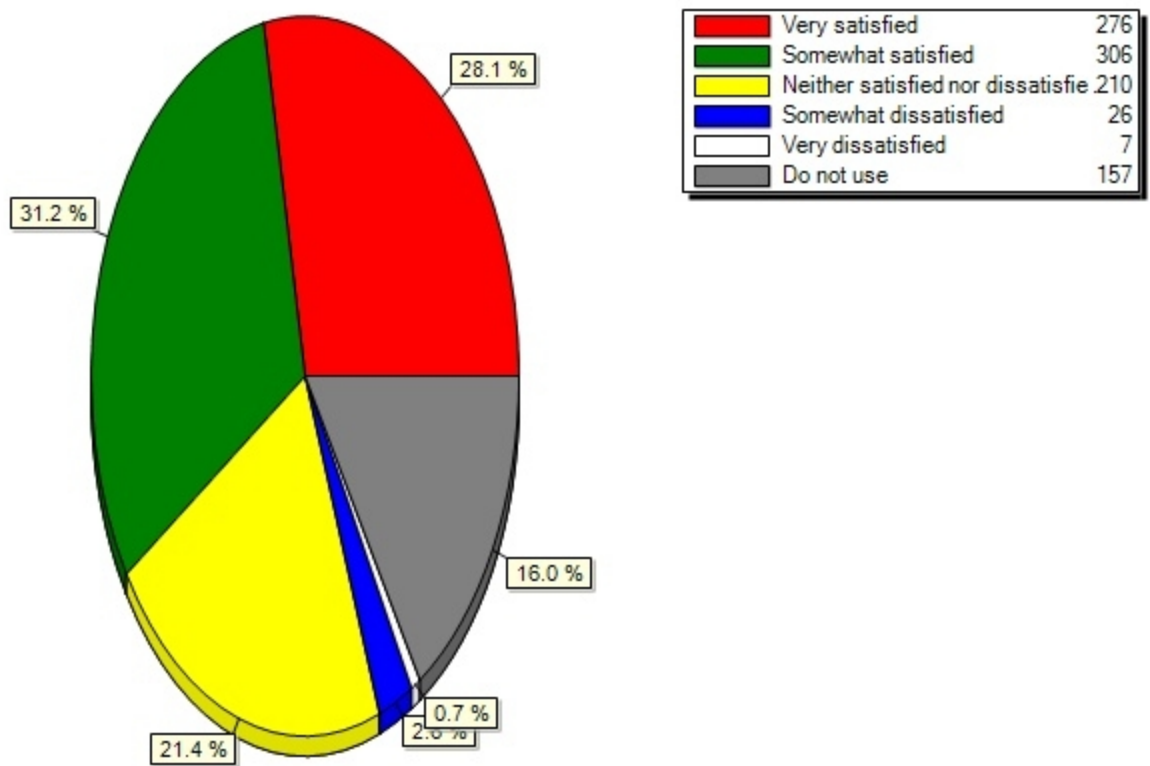
25.7) Library e-books(From the list of services below, please indicate your level of satisfaction with each:)

25.7) Library e-books(From the list of services below, please indicate your level of satisfaction with eac



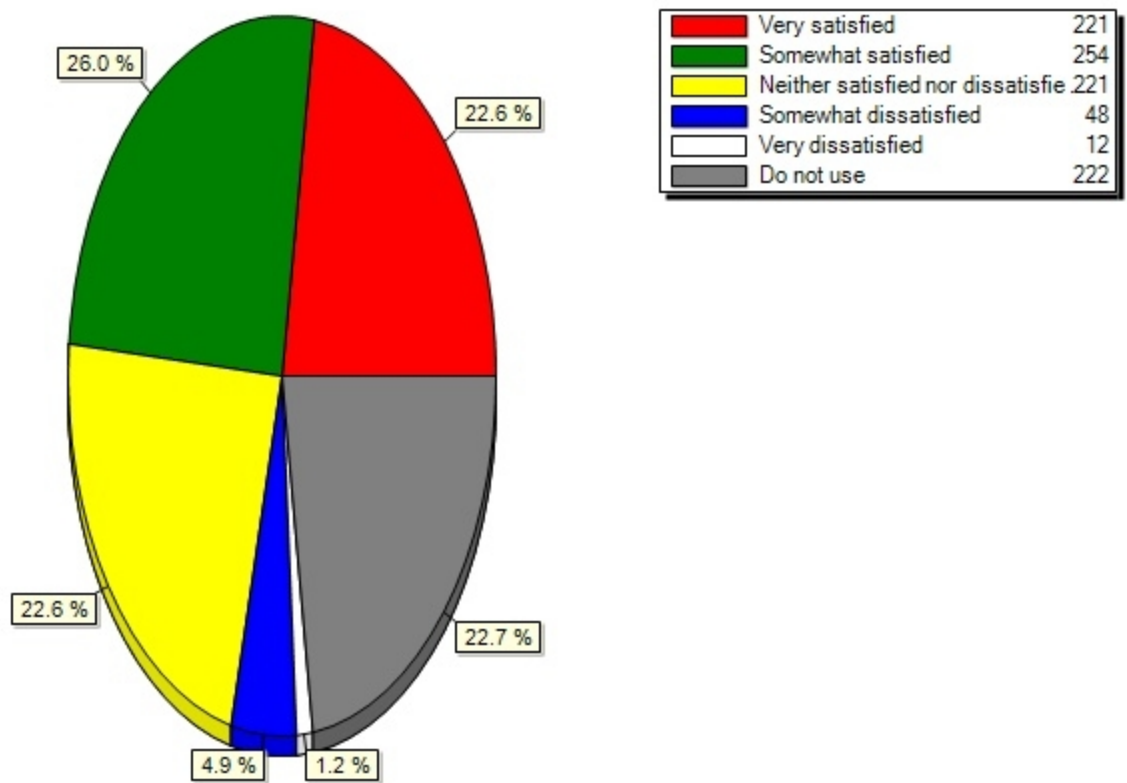
25.8) Library website(From the list of services below, please indicate your level of satisfaction with each:)

25.8) Library website(From the list of services below, please indicate your level of satisfaction with eac



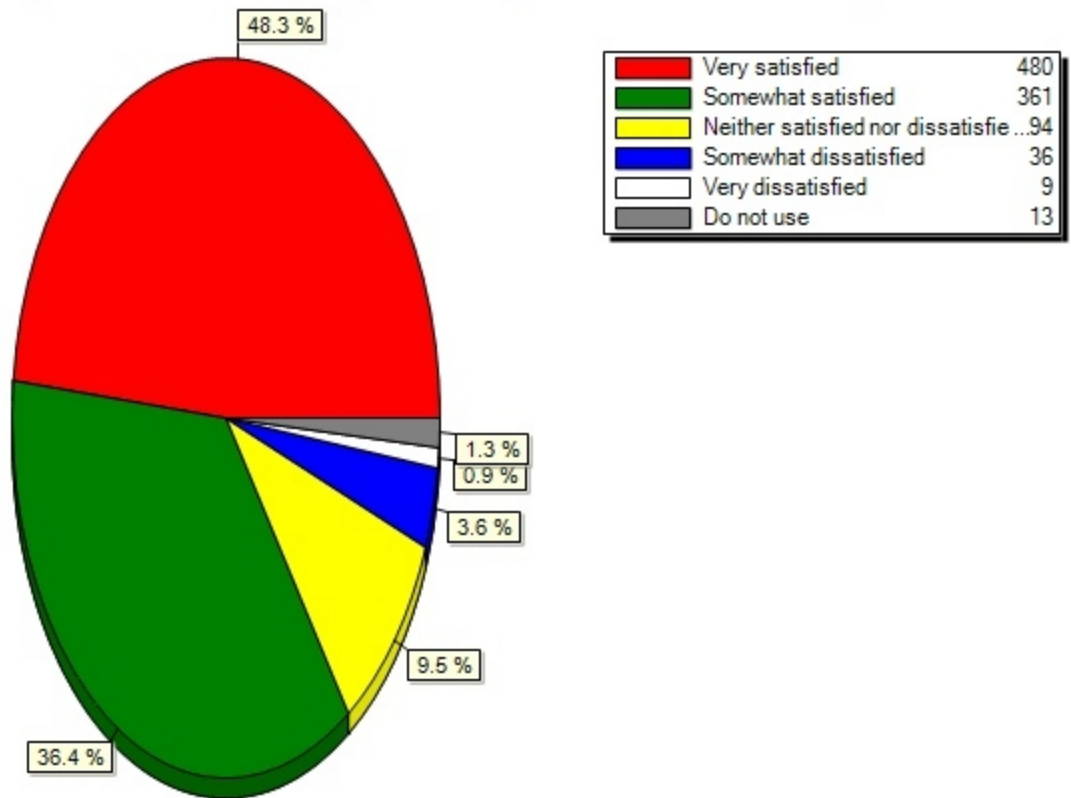
25.9) Mobile device support(From the list of services below, please indicate your level of satisfaction with each:)

25.9) Mobile device support(From the list of services below, please indicate your level of satisfaction wi



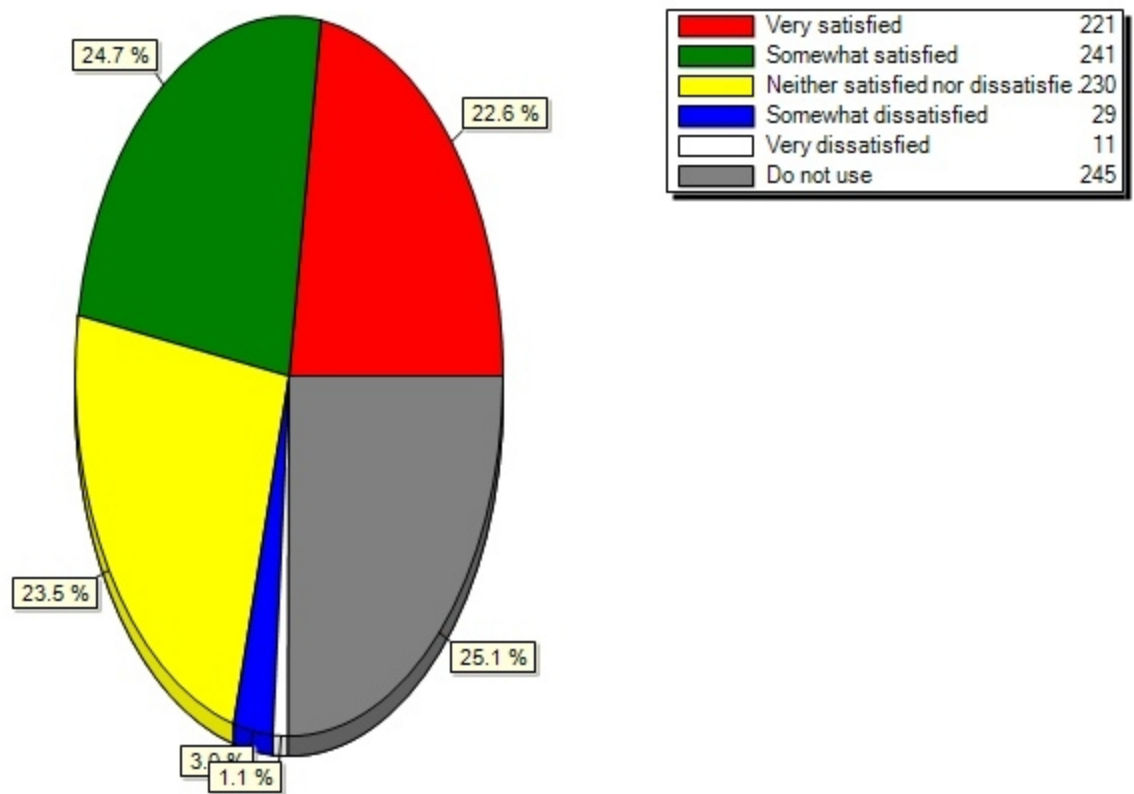
25.10) MyUB(From the list of services below, please indicate your level of satisfaction with each:)

25.10) MyUB(From the list of services below, please indicate your level of satisfaction with each:)



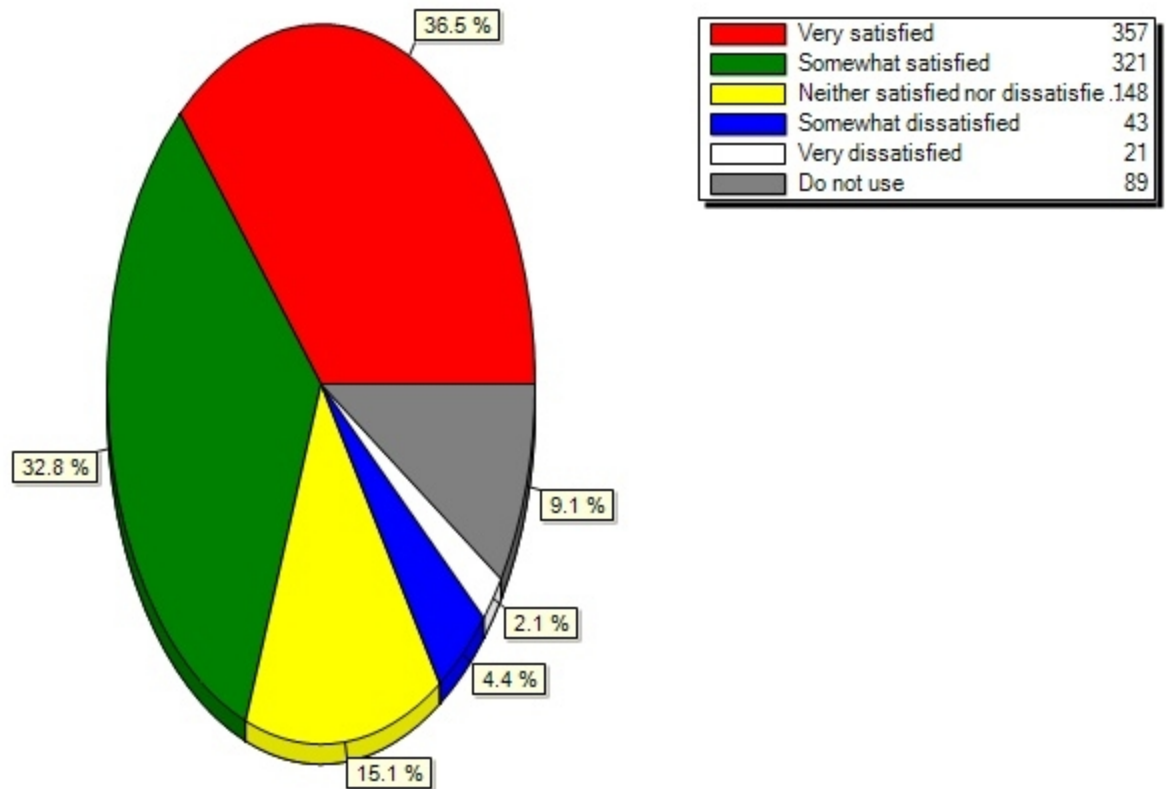
25.11) My Virtual Computing Lab(From the list of services below, please indicate your level of satisfaction with each:)

25.11) My Virtual Computing Lab(From the list of services below, please indicate your level of satisfactio



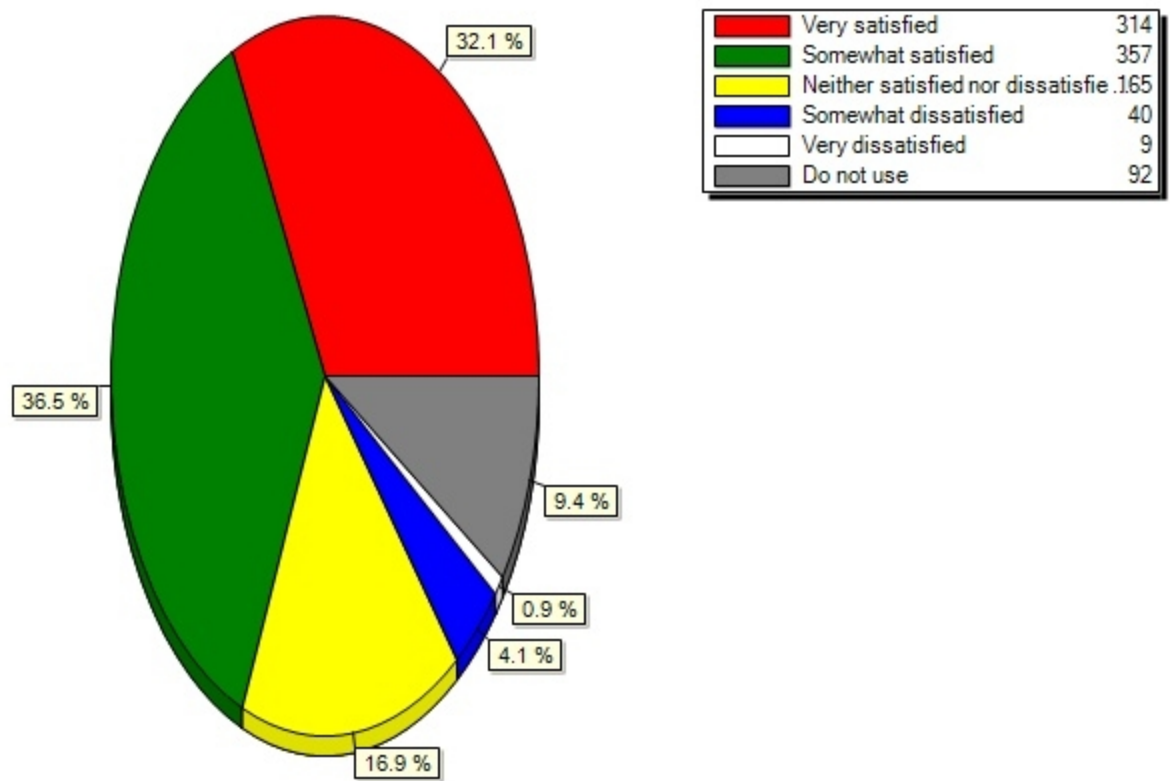
25.12) Public B&W printing (iprint)(From the list of services below, please indicate your level of satisfaction with each:)

25.12) Public B&W printing (iprint)(From the list of services below, please indicate your level of satisf



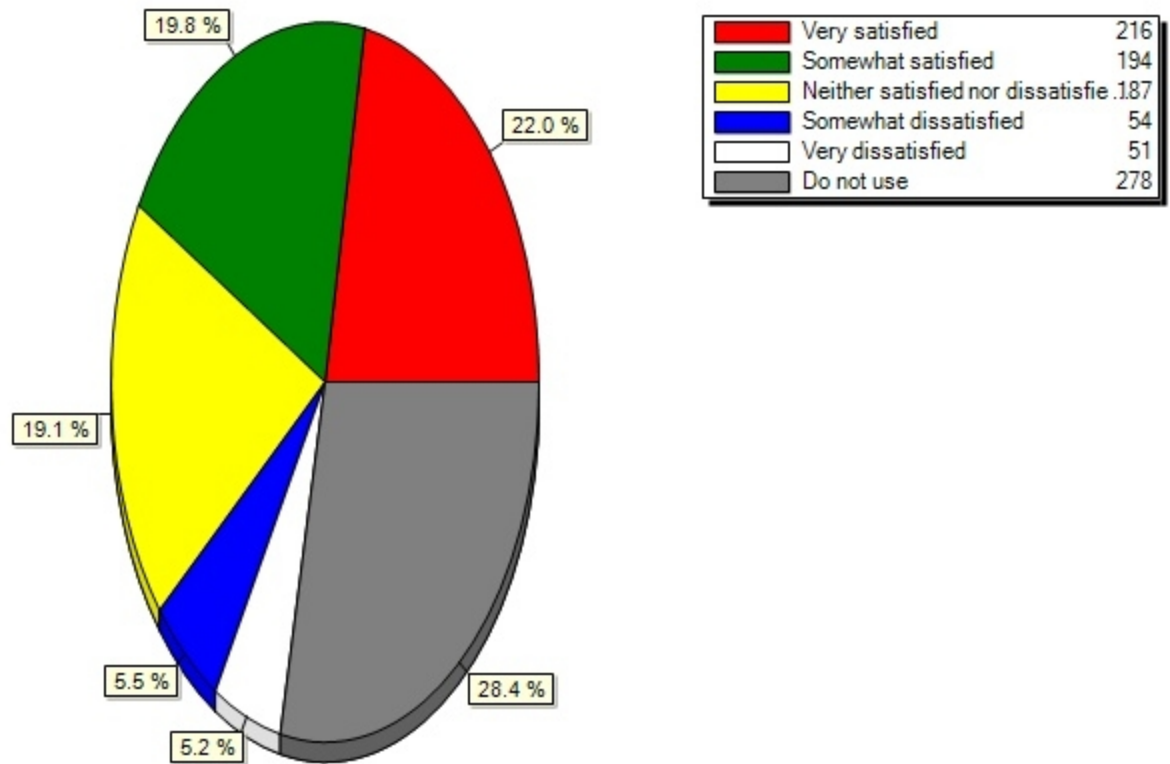
25.13) Public workstations(From the list of services below, please indicate your level of satisfaction with each:)

25.13) Public workstations(From the list of services below, please indicate your level of satisfaction wit



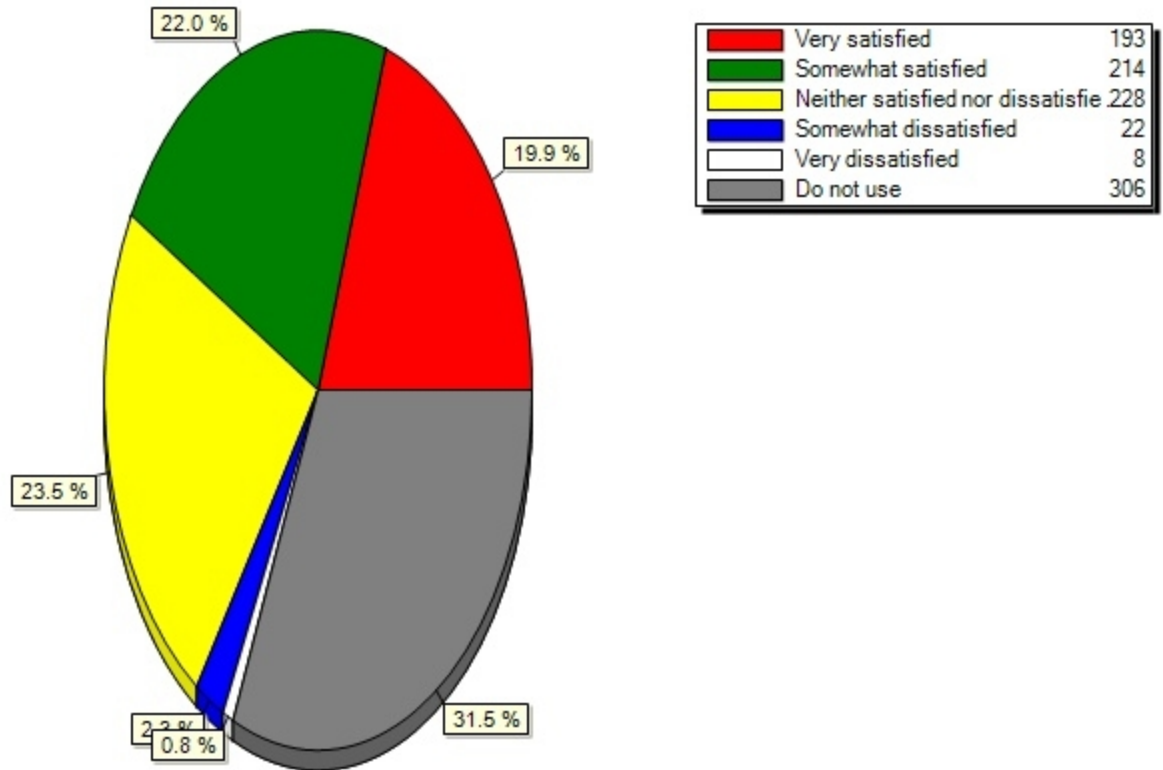
25.14) Remote printing (iprint anywhere)(From the list of services below, please indicate your level of satisfaction with each:)

25.14) Remote printing (iprint anywhere)(From the list of services below, please indicate your level of sa



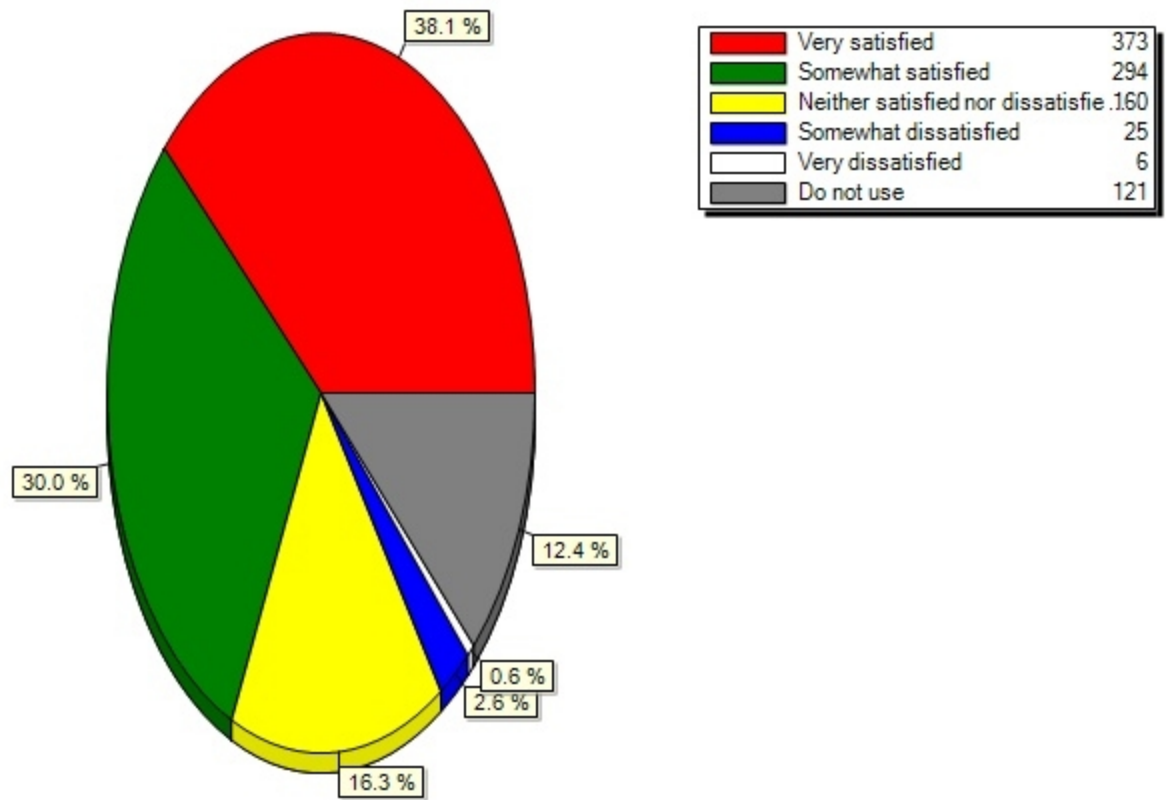
25.15) Streaming videos from UB Libraries(From the list of services below, please indicate your level of satisfaction with each:)

25.15) Streaming videos from UB Libraries(From the list of services below, please indicate your level of s



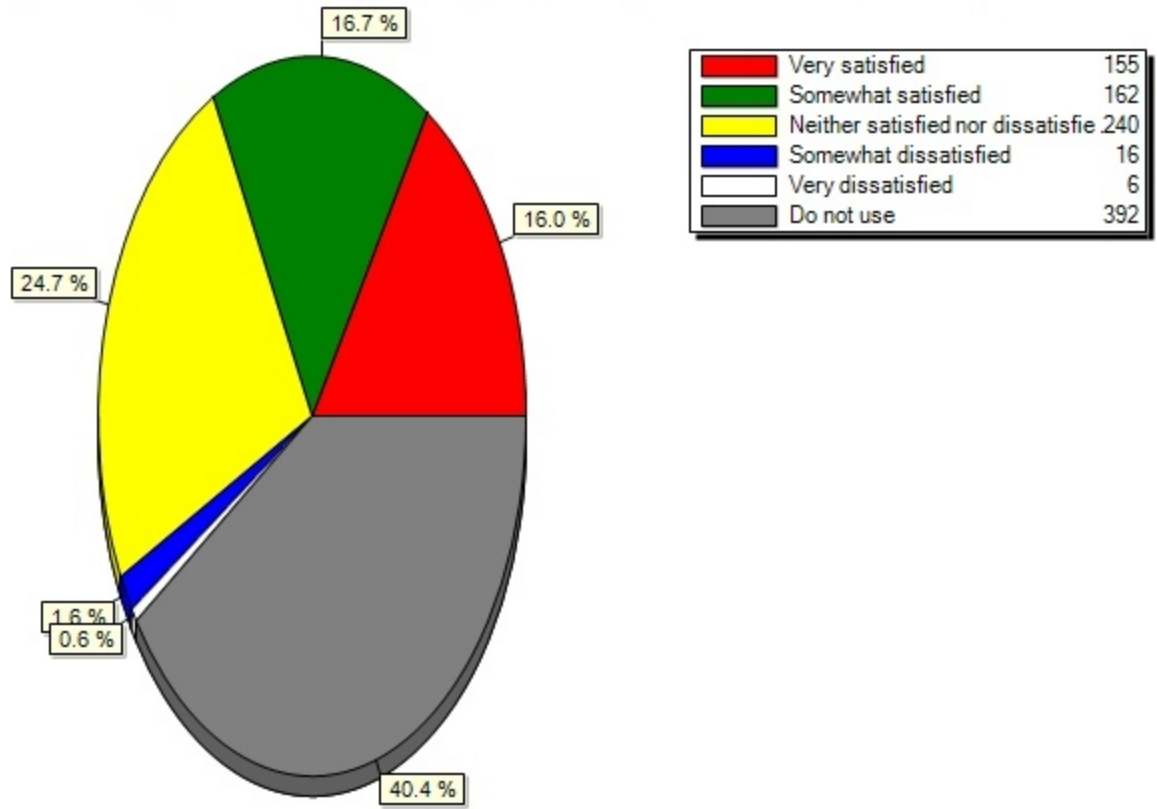
25.16) Software downloads from UBIT(From the list of services below, please indicate your level of satisfaction with each:)

25.16) Software downloads from UBIT(From the list of services below, please indicate your level of satisf



25.17) UBclicks(From the list of services below, please indicate your level of satisfaction with each:)

25.17) UBclicks(From the list of services below, please indicate your level of satisfaction with each:)



25.18) UBfs My Files(From the list of services below, please indicate your level of satisfaction with each:)

Response	Count	Percent
Very satisfied	172	17.6%
Somewhat satisfied	198	20.3%
Neither satisfied nor dissatisfied	241	24.7%
Somewhat dissatisfied	19	1.9%

Very dissatisfied	6	0.6%
Do not use	341	34.9%

25.19) UBITName Manager(From the list of services below, please indicate your level of satisfaction with each:)

Response	Count	Percent
Very satisfied	181	18.7%
Somewhat satisfied	180	18.6%
Neither satisfied nor dissatisfied	249	25.7%
Somewhat dissatisfied	15	1.5%
Very dissatisfied	4	0.4%
Do not use	341	35.2%

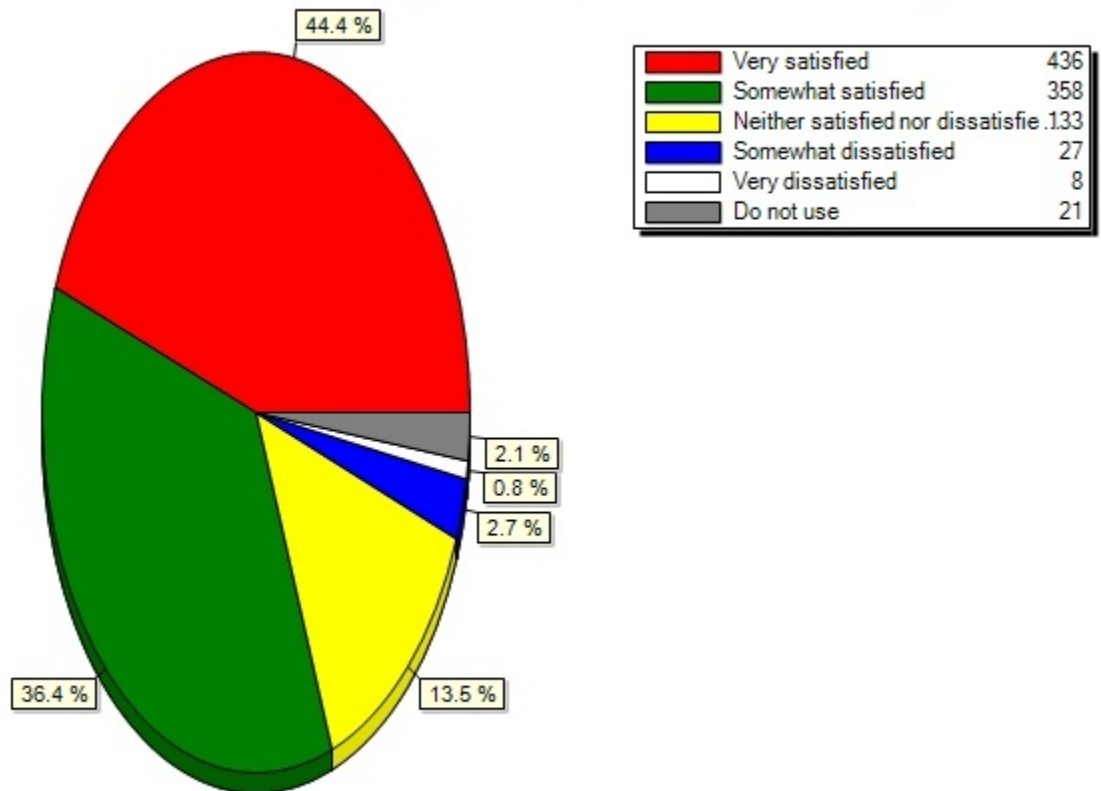
25.20) UBIT Website instructions(From the list of services below, please indicate your level of satisfaction with each:)

Response	Count	Percent
Very satisfied	205	21.1%
Somewhat satisfied	224	23.0%
Neither satisfied nor dissatisfied	242	24.9%
Somewhat dissatisfied	17	1.7%

Very dissatisfied	8	0.8%
Do not use	277	28.5%

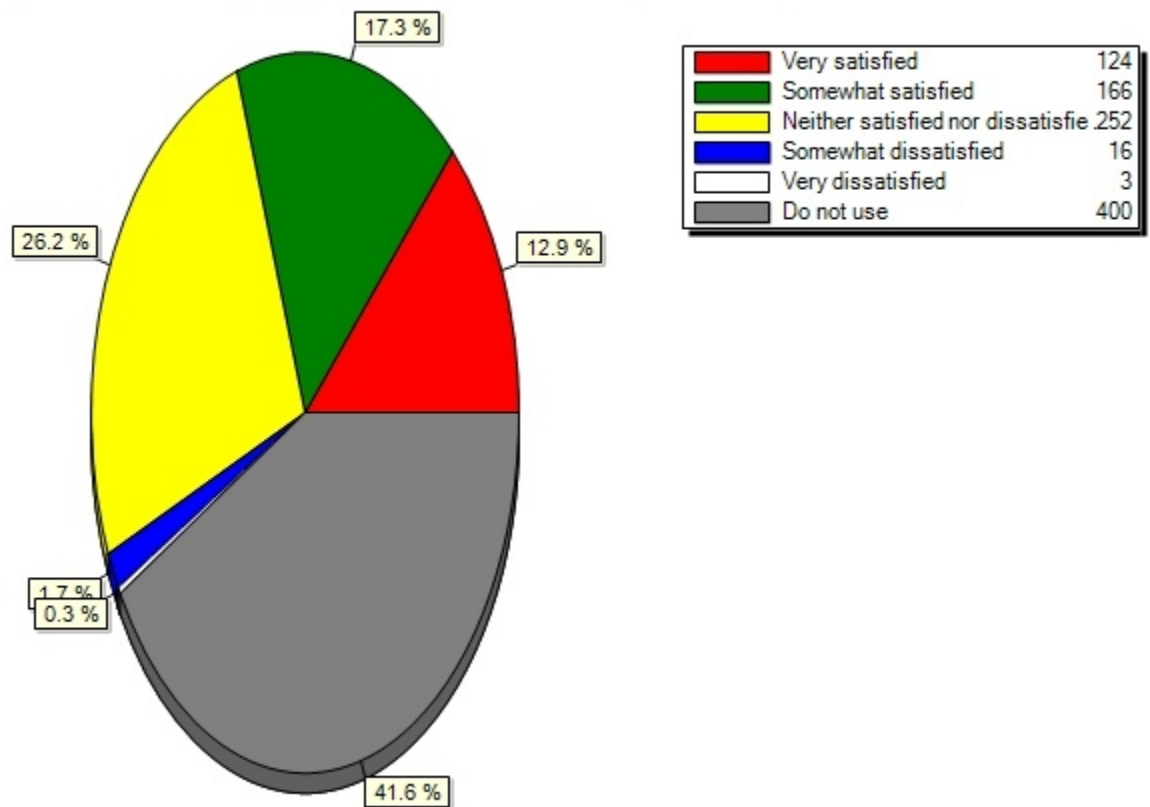
25.21) UBlearns(From the list of services below, please indicate your level of satisfaction with each:)

25.21) UBlearns(From the list of services below, please indicate your level of satisfaction with each:)



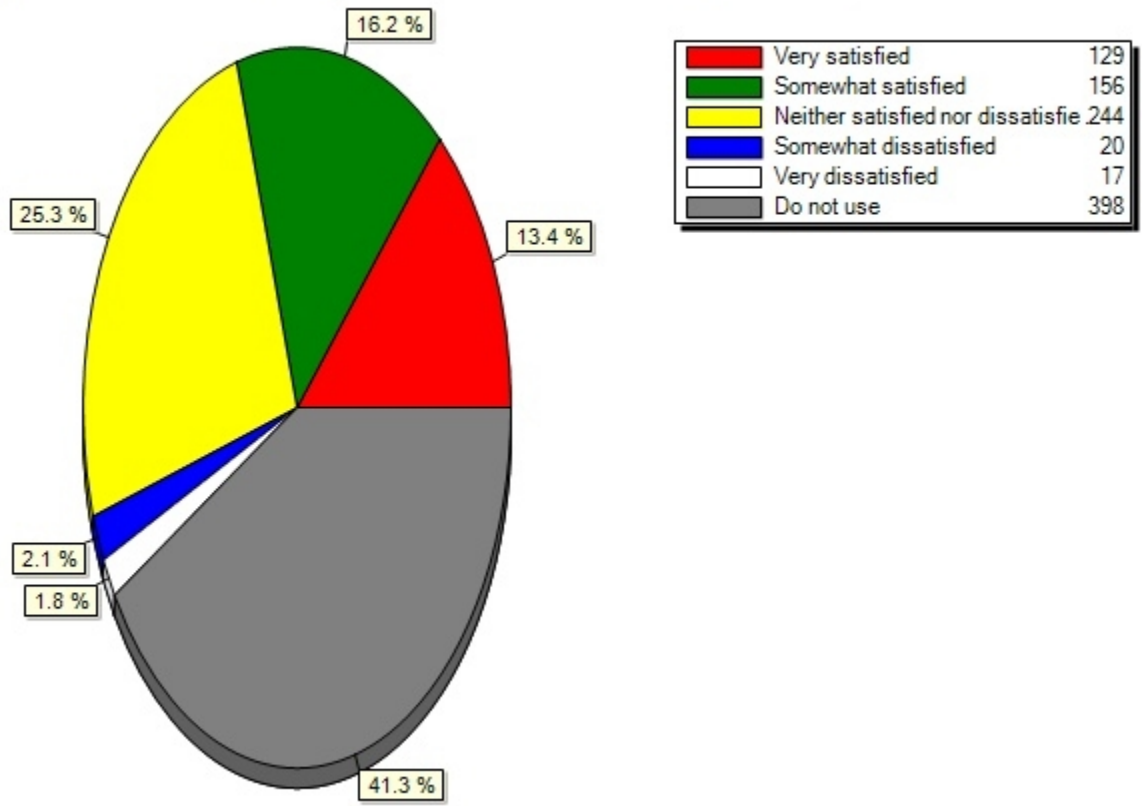
25.22) Virtual Conference (Lync)(From the list of services below, please indicate your level of satisfaction with each:)

25.22) Virtual Conference (Lync)(From the list of services below, please indicate your level of satisfacti



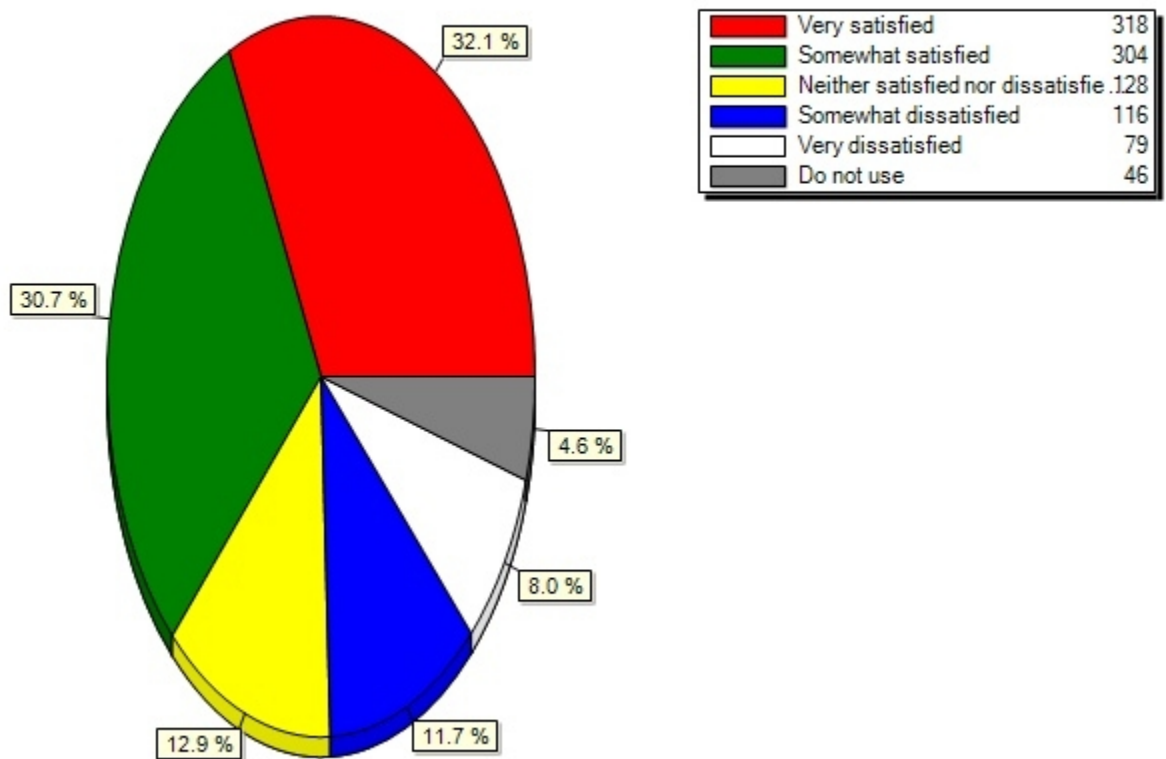
25.23) VITEC Solutions computer repair(From the list of services below, please indicate your level of satisfaction with each:)

25.23) VITEC Solutions computer repair(From the list of services below, please indicate your level of sati



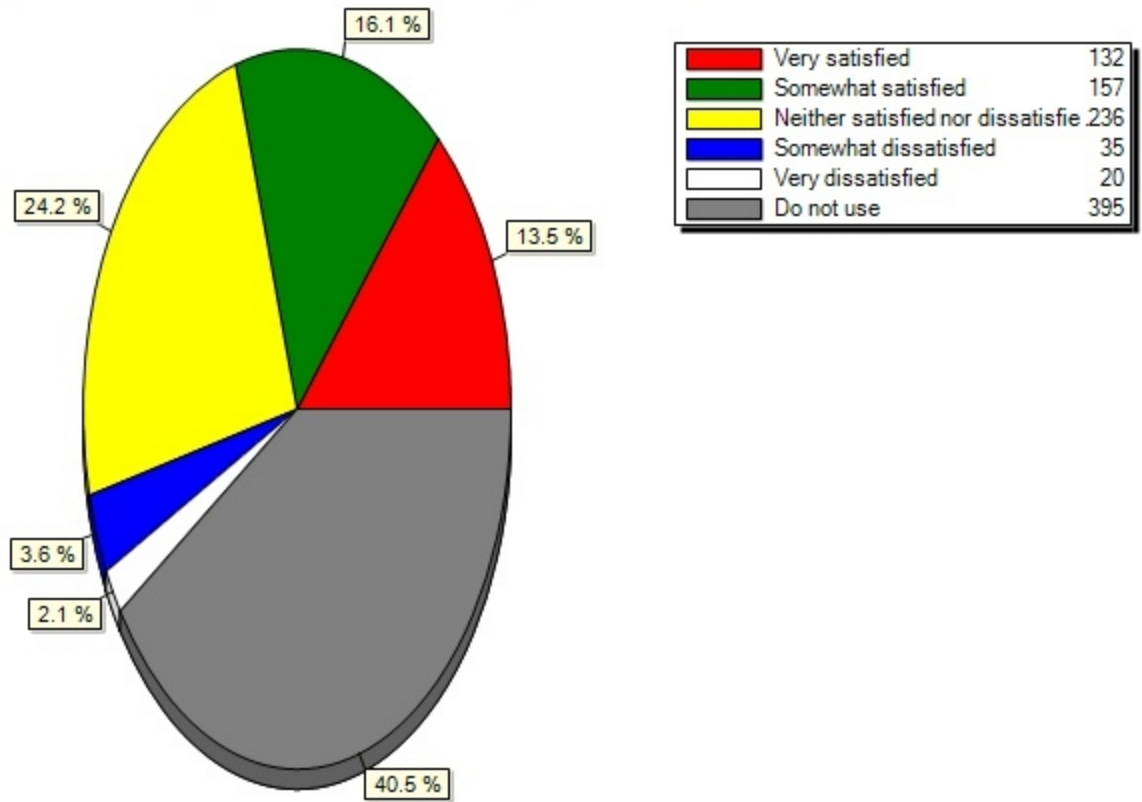
25.24) Wi-Fi - UB Secure(From the list of services below, please indicate your level of satisfaction with each:)

25.24) Wi-Fi - UB Secure(From the list of services below, please indicate your level of satisfaction with



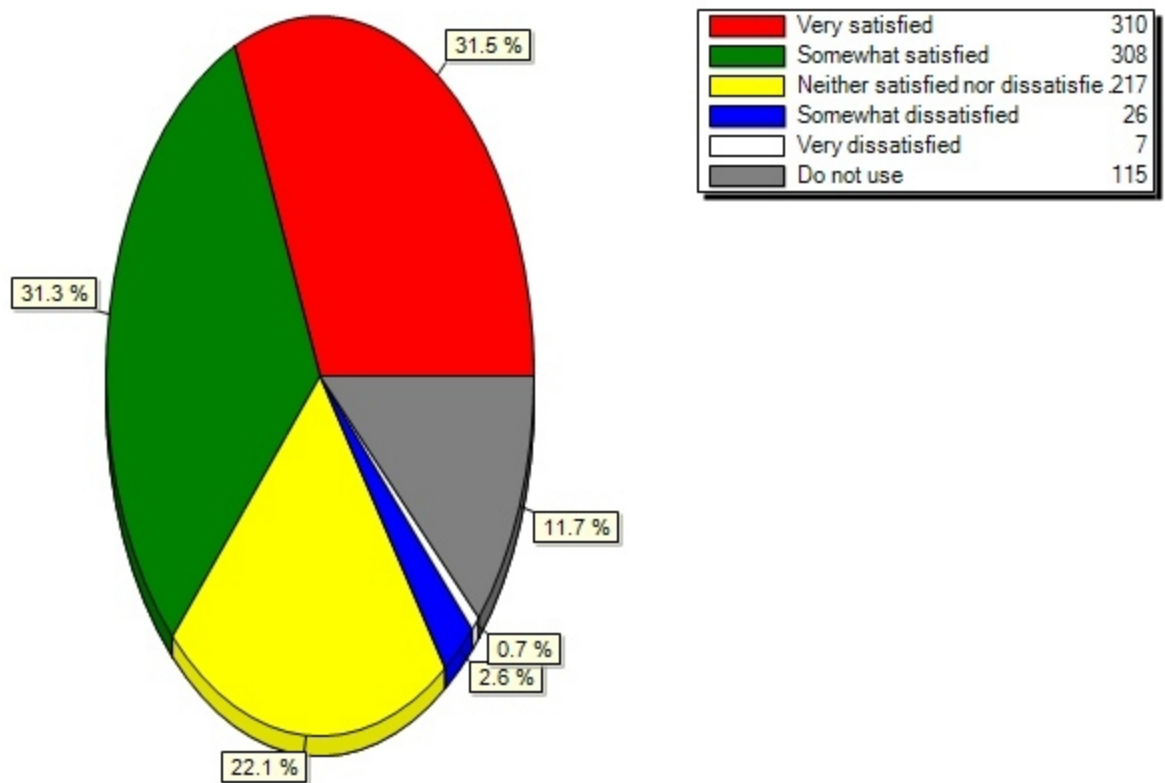
25.25) Wi-Fi - eduroam(From the list of services below, please indicate your level of satisfaction with each:)

25.25) Wi-Fi - eduroam(From the list of services below, please indicate your level of satisfaction with ea



25.26) Your UB personal homepage(From the list of services below, please indicate your level of satisfaction with each:)

25.26) Your UB personal homepage(From the list of services below, please indicate your level of satisfacti



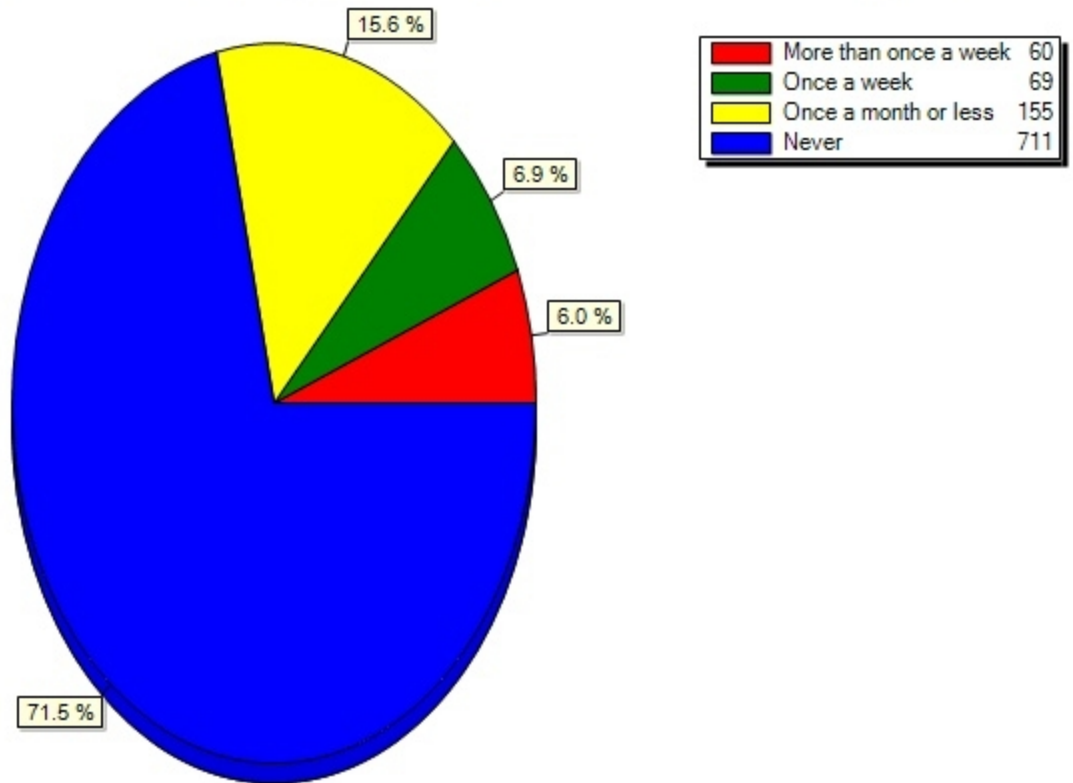
26) How often do you use each of these informal learning spaces? (pictured below)

	More than once a week	Once a week	Once a month or less	Never
Baldy 1st Floor Learning Space (Wall)	6.0% (60)	6.9% (69)	15.6% (155)	71.5% (711)
Baldy 1st Floor Learning Space	4.2% (42)	7.2%	14.2% (140)	74.4%

(Corner)		(71)		(736)
Baldy/O'Brian 2nd Floor Learning Space	3.8% (38)	7.7% (76)	15.1% (149)	73.4% (725)
Baldy/O'Brian 3rd Floor Learning Space	3.3% (32)	7.3% (72)	13.5% (133)	75.9% (747)
Natural Sciences Complex-North Learning Space	7.2% (71)	10.1% (100)	17.7% (176)	65.1% (646)
Natural Sciences Complex-South Learning Space	5.5% (54)	8.4% (83)	14.5% (143)	71.7% (709)
Knox/Norton 112 Learning Space	6.5% (64)	10.5% (104)	16.6% (164)	66.4% (657)
Knox 20 Learning Space	8.9% (89)	10.7% (106)	17.8% (177)	62.6% (623)
Park Hall Learning Space	3.9% (38)	5.3% (52)	13.0% (128)	77.8% (765)

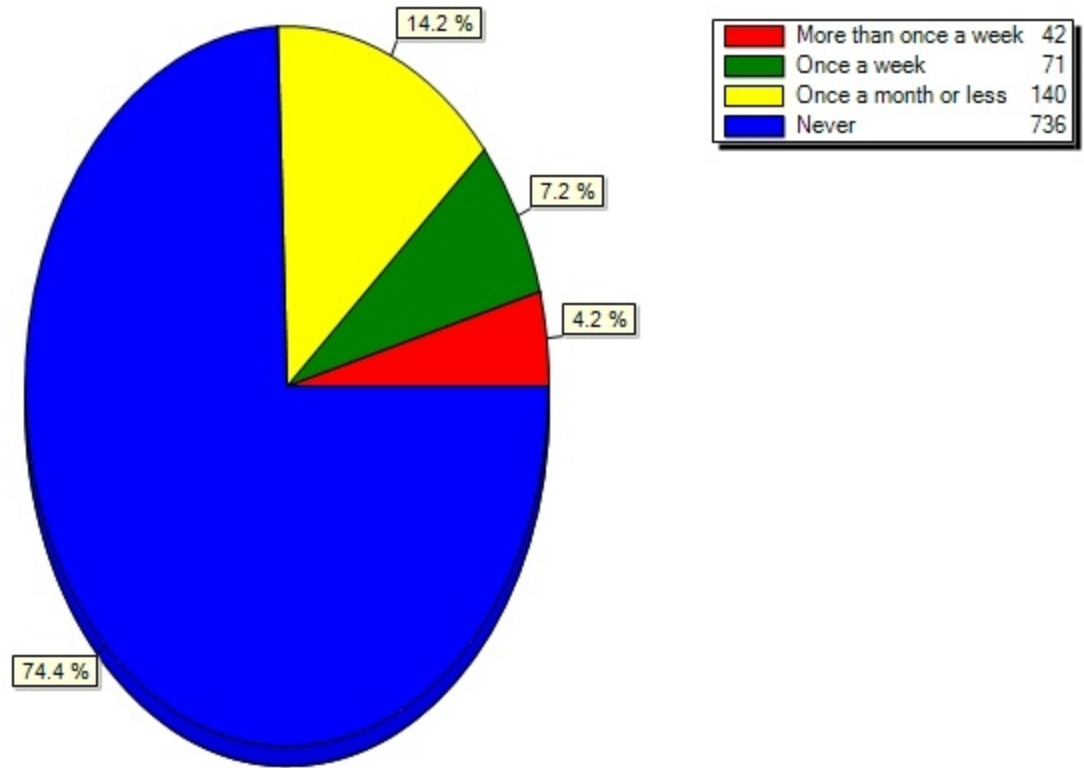
26.1) Baldy 1st Floor Learning Space (Wall)(How often do you use each of these informal learning spaces? (pictured below))

26.1) Baldy 1st Floor Learning Space (Wall)(How often do you use each of these informal learning spaces? (



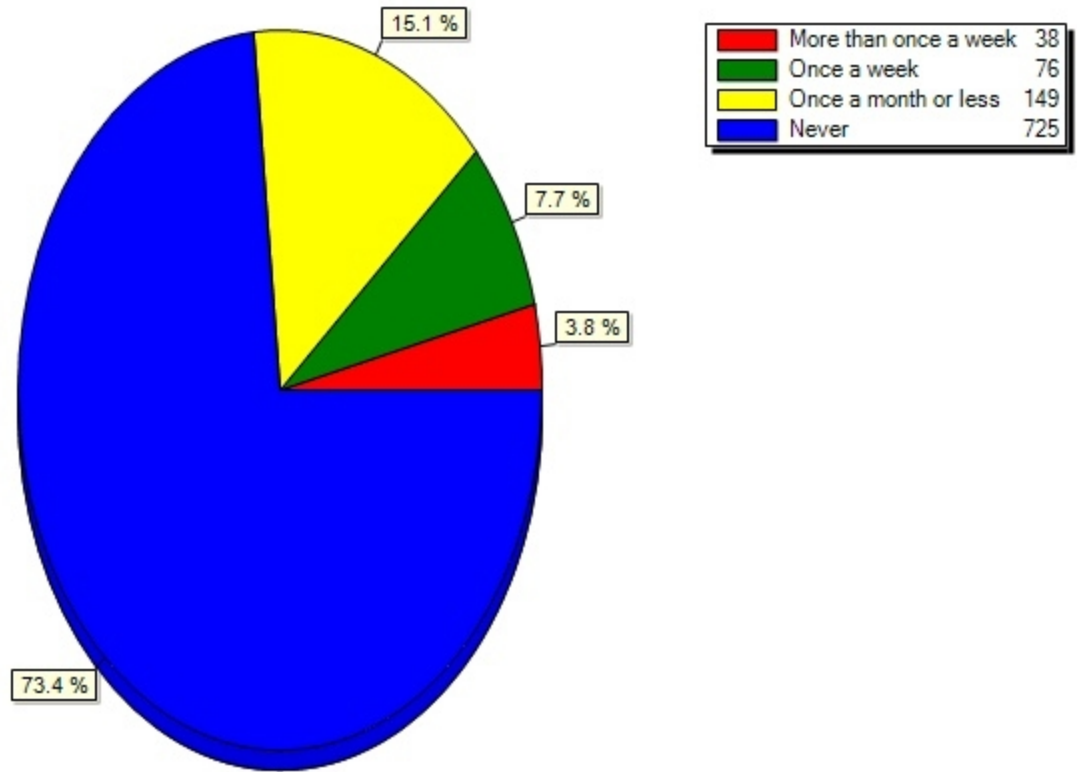
26.2) Baldy 1st Floor Learning Space (Corner)(How often do you use each of these informal learning spaces? (pictured below))

26.2) Baldy 1st Floor Learning Space (Corner)(How often do you use each of these informal learning spaces?)



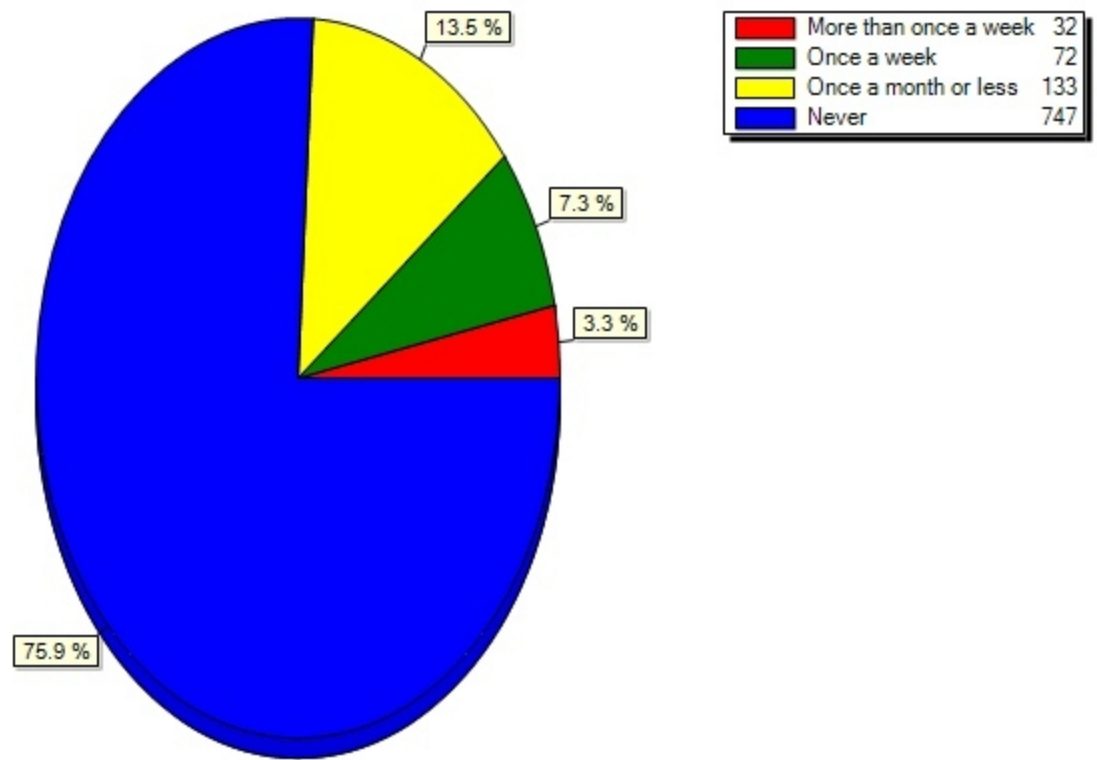
26.3) Baldy/O'Brian 2nd Floor Learning Space(How often do you use each of these informal learning spaces? (pictured below))

26.3) Baldy/O'Brian 2nd Floor Learning Space(How often do you use each of these informal learning spaces?)



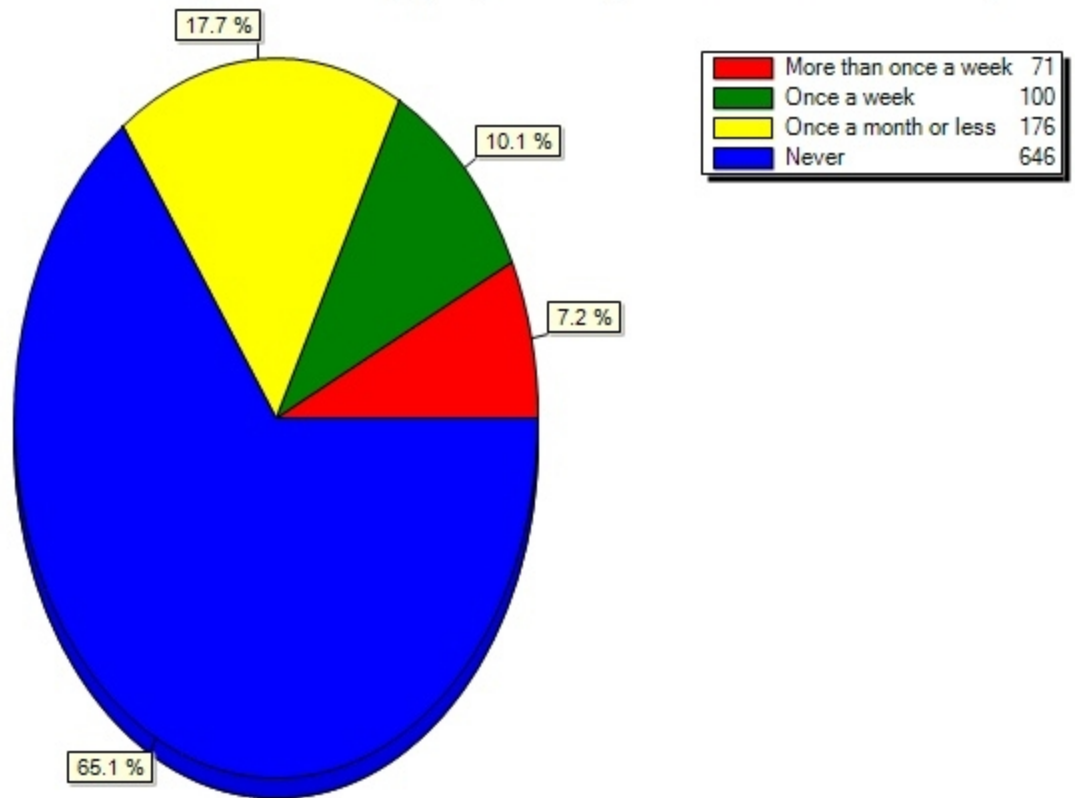
26.4) Baldy/O'Brian 3rd Floor Learning Space(How often do you use each of these informal learning spaces? (pictured below))

26.4) Baldy/O'Brian 3rd Floor Learning Space(How often do you use each of these informal learning spaces?)



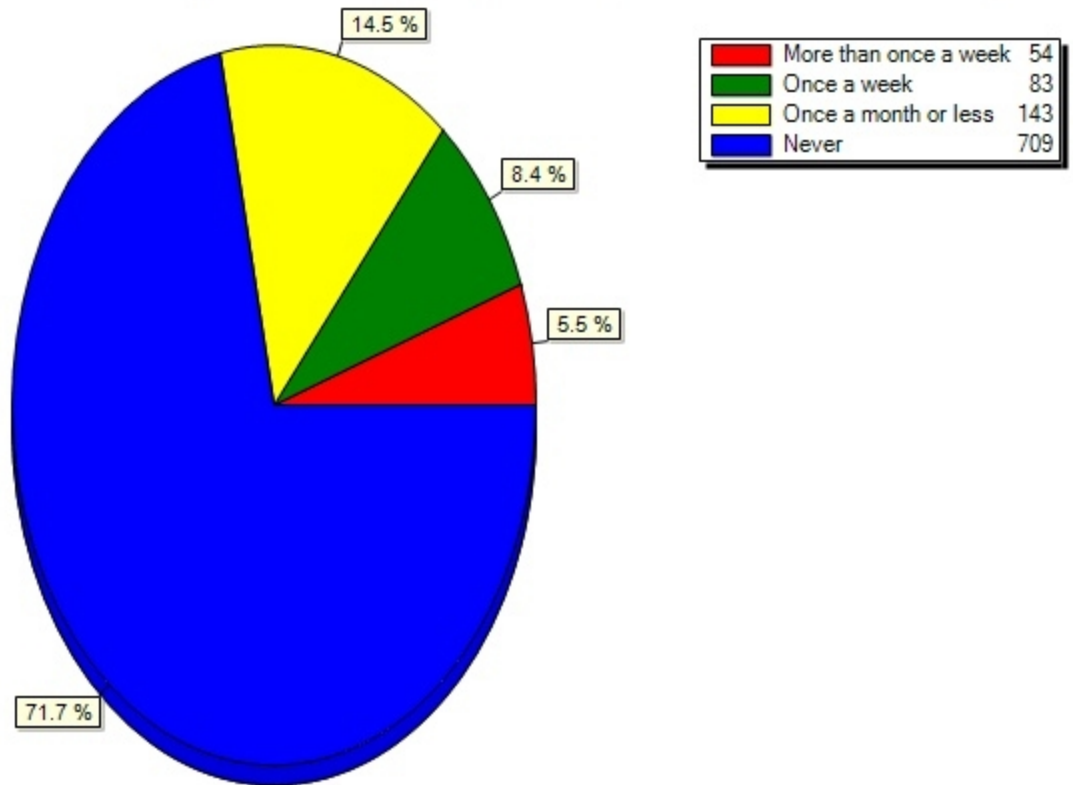
26.5) Natural Sciences Complex- North Learning Space(How often do you use each of these informal learning spaces? (pictured below))

26.5) Natural Sciences Complex- North Learning Space(How often do you use each of these informal learning



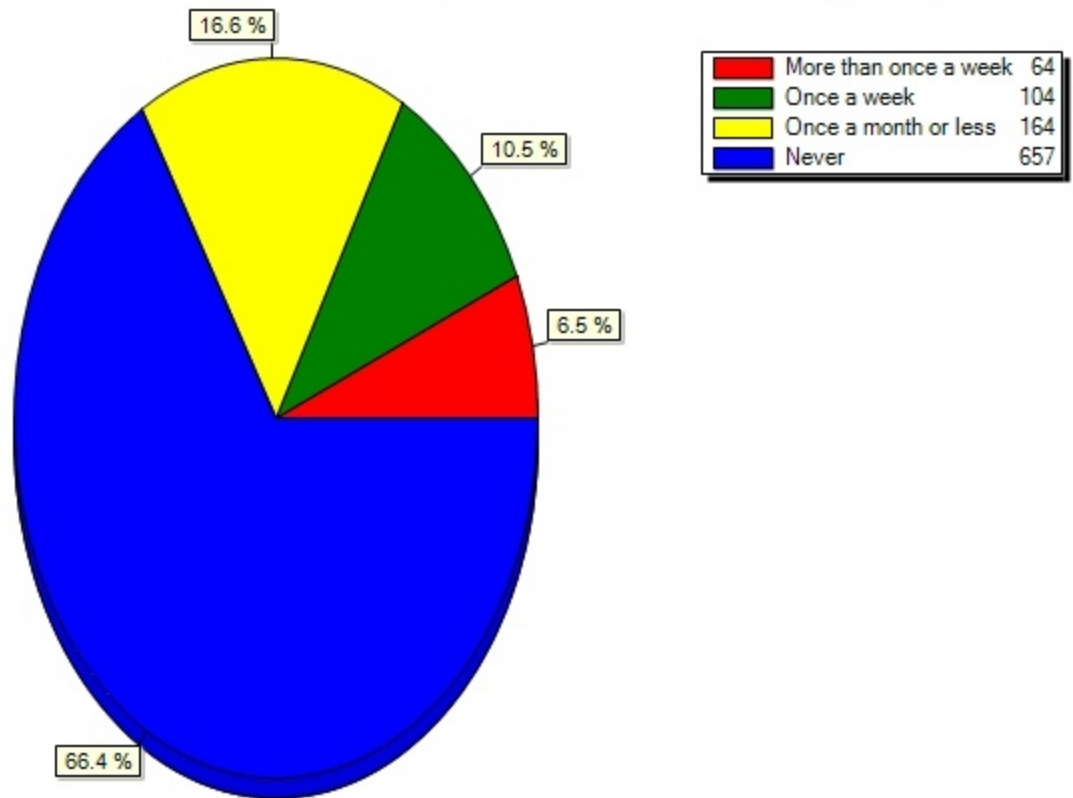
26.6) Natural Sciences Complex- South Learning Space(How often do you use each of these informal learning spaces? (pictured below))

26.6) Natural Sciences Complex- South Learning Space(How often do you use each of these informal learning



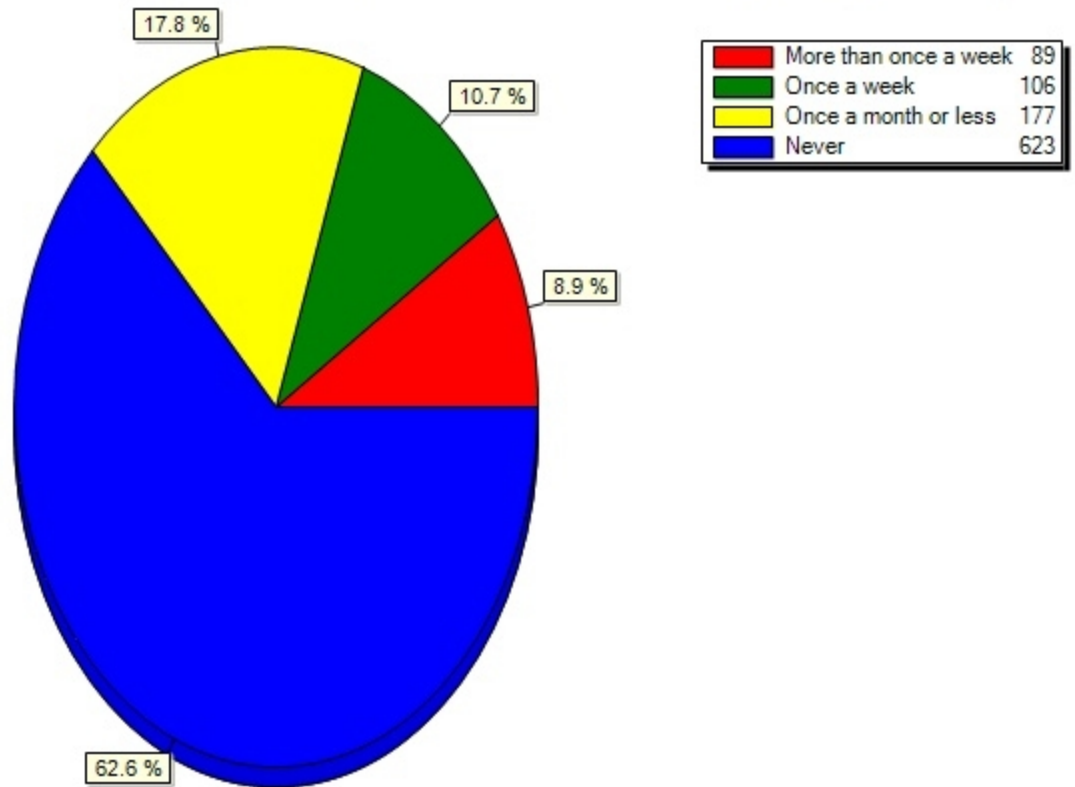
26.7) Knox/Norton 112 Learning Space(How often do you use each of these informal learning spaces? (pictured below))

26.7) Knox/Norton 112 Learning Space(How often do you use each of these informal learning spaces? (picture



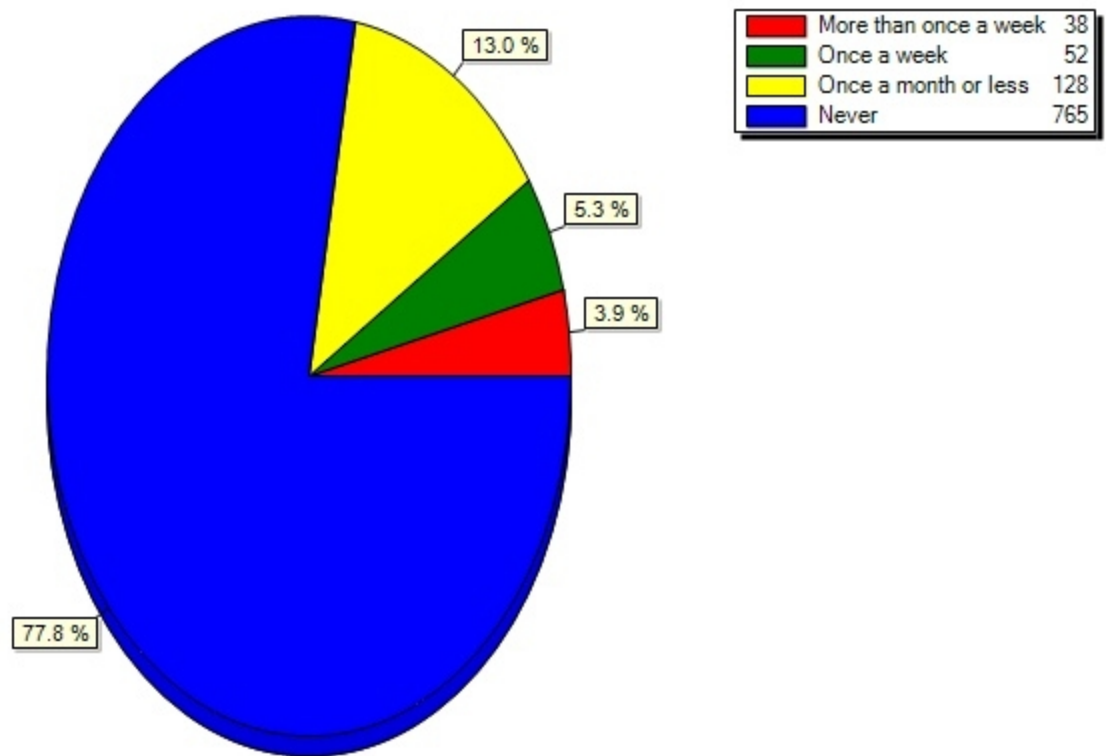
26.8) Knox 20 Learning Space(How often do you use each of these informal learning spaces? (pictured below))

26.8) Knox 20 Learning Space(How often do you use each of these informal learning spaces? (pictured below)



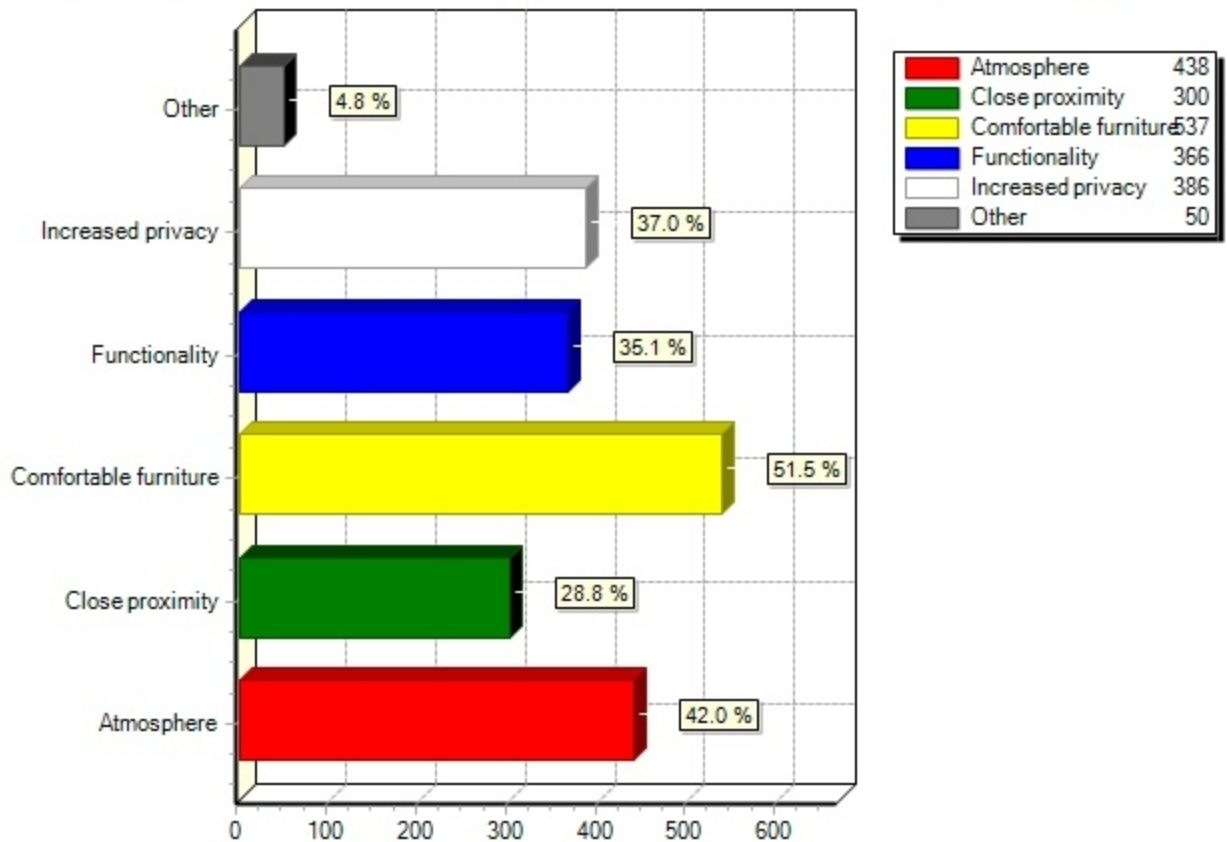
26.9) Park Hall Learning Space(How often do you use each of these informal learning spaces? (pictured below))

26.9) Park Hall Learning Space(How often do you use each of these informal learning spaces? (pictured belo



27) What do you like about informal learning spaces, or what would make them better? (Select all that apply.)

27) What do you like about informal learning spaces, or what would make them better? (Select all that appl



Other Responses:

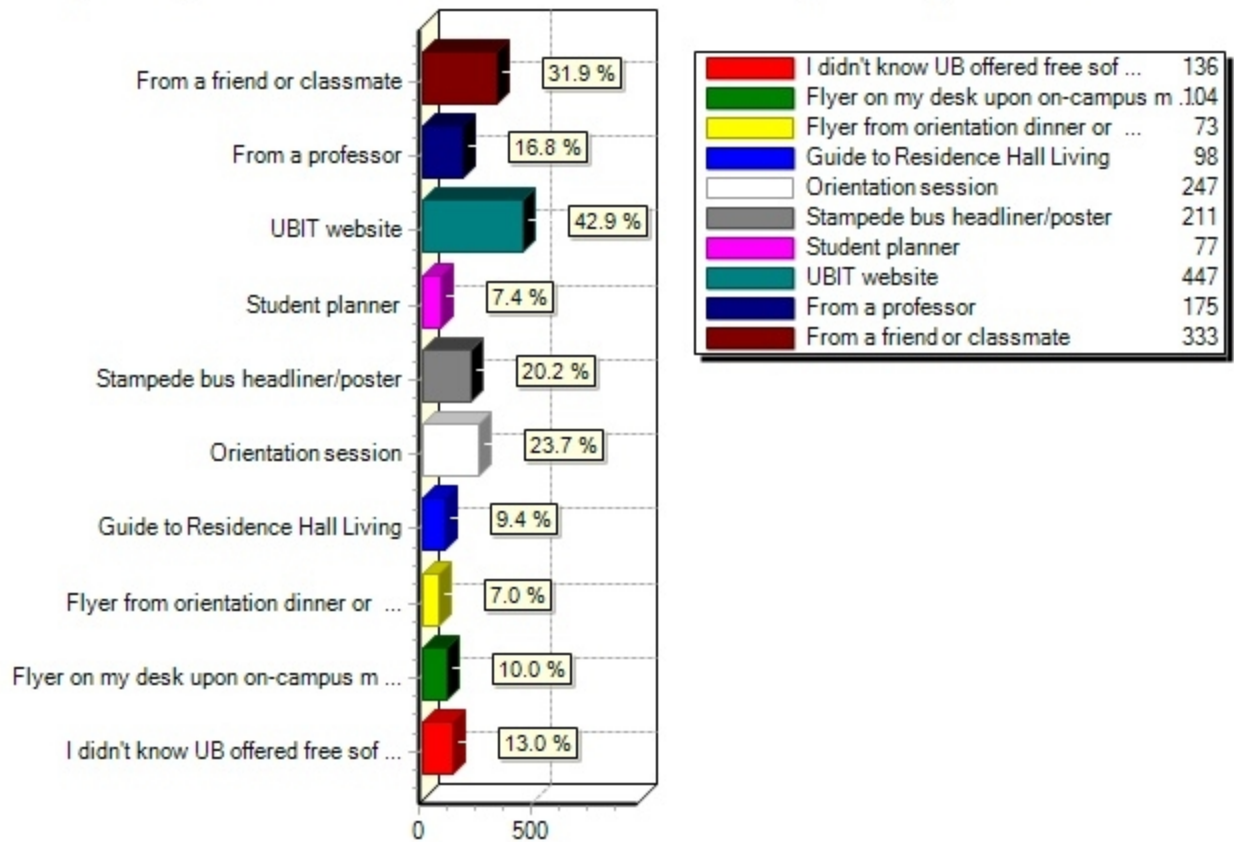
Tables, comfortable seating, quiet hours
Nothing. What do those TV's even do?
Dont use them
i dont use
more electric plugger
Plugs for charging devices, more spaces
More seating. Always full.
Not enough room. Need more furniture.
Quieter, more outlets, better furniture
More outlets
There are rarely chairs and seating open

Relaxing music in some sections
Screen is Useless
More wall plugs to keep laptops charged
I don't leave O'brian much
more seating
more places available
fast internet (wifi), printing services
Neatness
More outlets to be available.
More Space
More furniture
Their purpose is unclear to me.
i dont like them
privacy is best. knox site too loud
Completely quiet
I often go to capen hall to study
didn't really know about them
Never been to an informal learning space
make more chairs, they are always full
capen third floor sometimes too noisy
More seating, computer workstations
never used
do not use
More outlets to plug electronics in
COFFEE MACHINES - Provide coffee machine
n/a
dirty sofa
outlets
Cleanliness would make them better
More power outlets
I do not use
More seats
too informal, always busy
1.glass covr or bench
Outlets to charge laptop.
convenience between classes

What are they?
More functional tables/bigger workspace
Never used one
more secluded
sound damping
clean furniture
Never enough spaces; can't find room.
More furniture space for busier areas
Convenience/Still close to classrooms
Close to classes
how do i use em
Coffee
Large screen availability
need better desks, more vid connections
More outlets
Availability of Food Options on Campus
more chairs and tables please
Put in Capen, also the TV is usually off

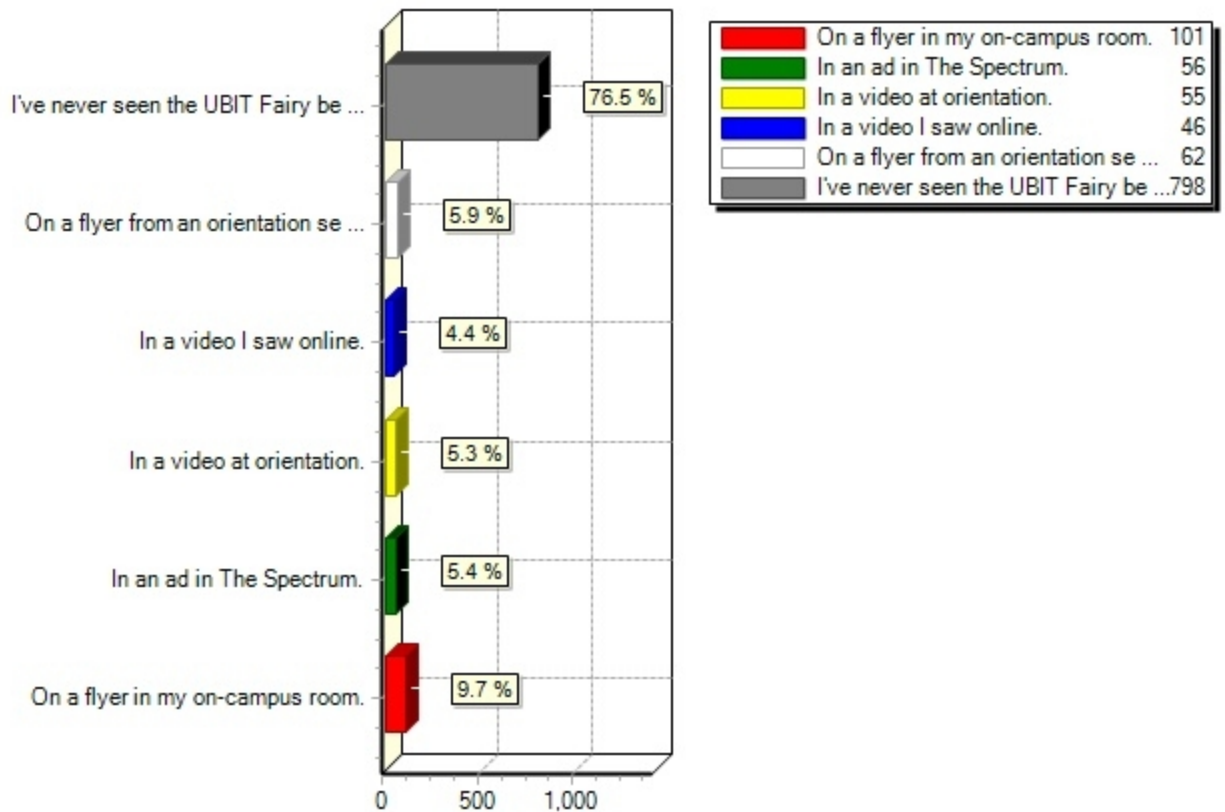
28) How did you find out that UB offers free software like MS Office and Symantec Endpoint Protection anti-virus and firewall? (Select all that apply.)
Stampede Bus Headliner/Poster

28) How did you find out that UB offers free software like MS Office and Symantec Endpoint Protection anti



29) Where have you seen the UBIT Fairy? (Select all that apply.)

29) Where have you seen the UBIT Fairy? (Select all that apply.)



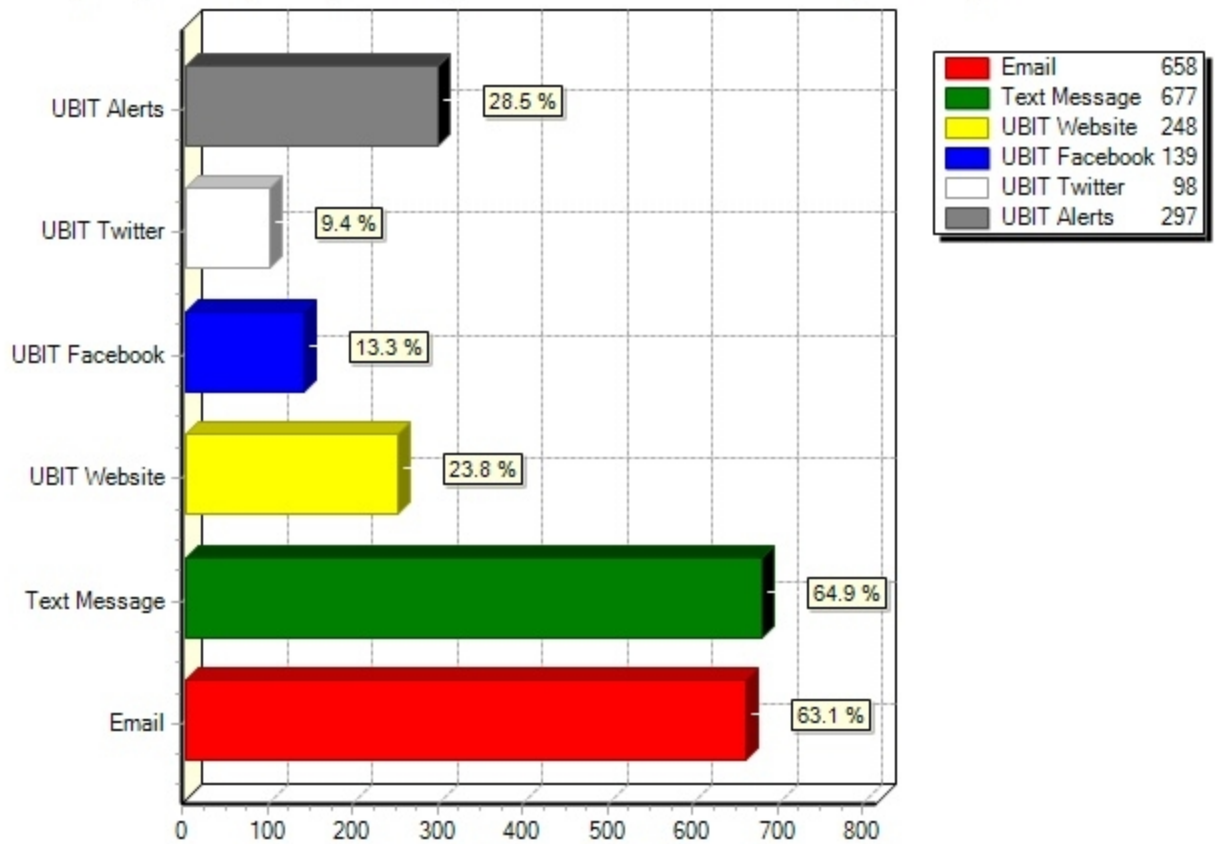
30) How would you like to hear from us AND tell us what you think? (Select all that apply.)

	Email	Text Message	UBIT Website	UBIT Facebook	UBIT Twitter	UBIT Alerts
Campus emergencies	63.1% (658)	64.9% (677)	23.8% (248)	13.3% (139)	9.4% (98)	28.5% (297)
University closings	64.5%	65.5%	24.4%	13.4%	10.3%	25.5%

	(673)	(683)	(255)	(140)	(107)	(266)
Technology outages	60.9% (635)	38.5% (402)	24.4% (254)	9.9% (103)	6.8% (71)	15.5% (162)
New service / software releases	63.1% (658)	20.6% (215)	29.3% (306)	11.3% (118)	7.4% (77)	8.9% (93)
How-to / help articles	49.2% (513)	14.1% (147)	36.6% (382)	11.8% (123)	6.3% (66)	6.9% (72)
Ask UBIT your questions	53.8% (561)	20.9% (218)	35.3% (368)	13.4% (140)	7.5% (78)	6.6% (69)
Give UBIT your feedback	55.7% (581)	16.8% (175)	34.4% (359)	13.3% (139)	7.0% (73)	5.8% (60)

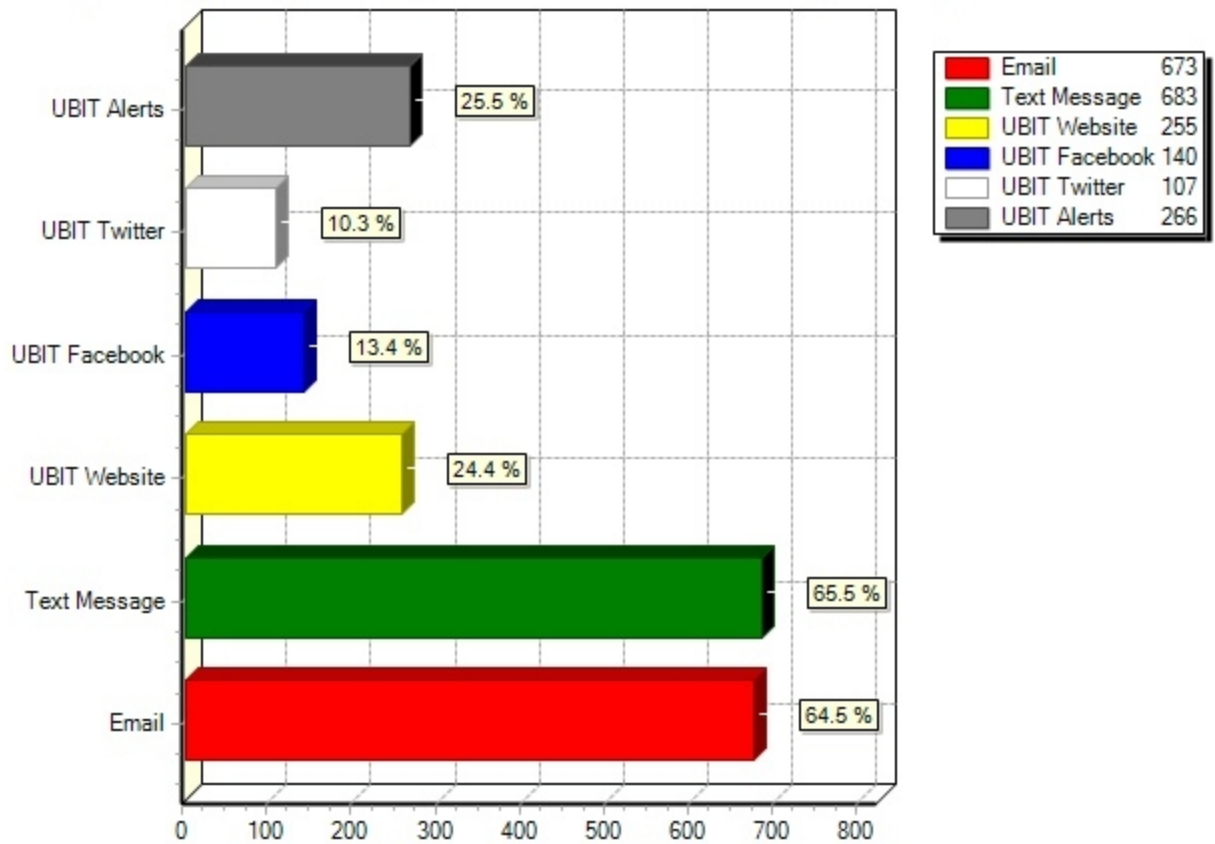
30.1) Campus emergencies(How would you like to hear from us AND tell us what you think? (Select all that apply.))

30.1) Campus emergencies(How would you like to hear from us AND tell us what you think? (Select all that a



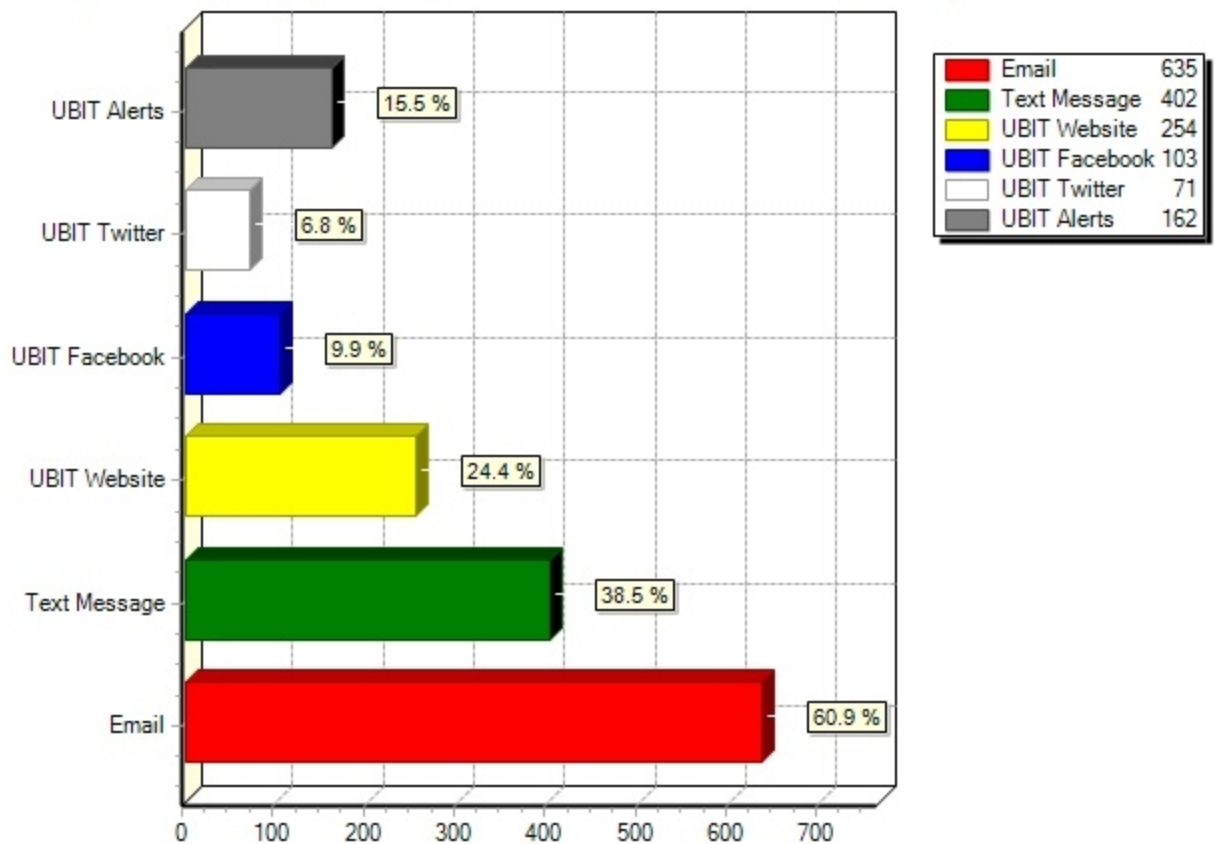
30.2) University closings(How would you like to hear from us AND tell us what you think? (Select all that apply.))

30.2) University closings(How would you like to hear from us AND tell us what you think? (Select all that



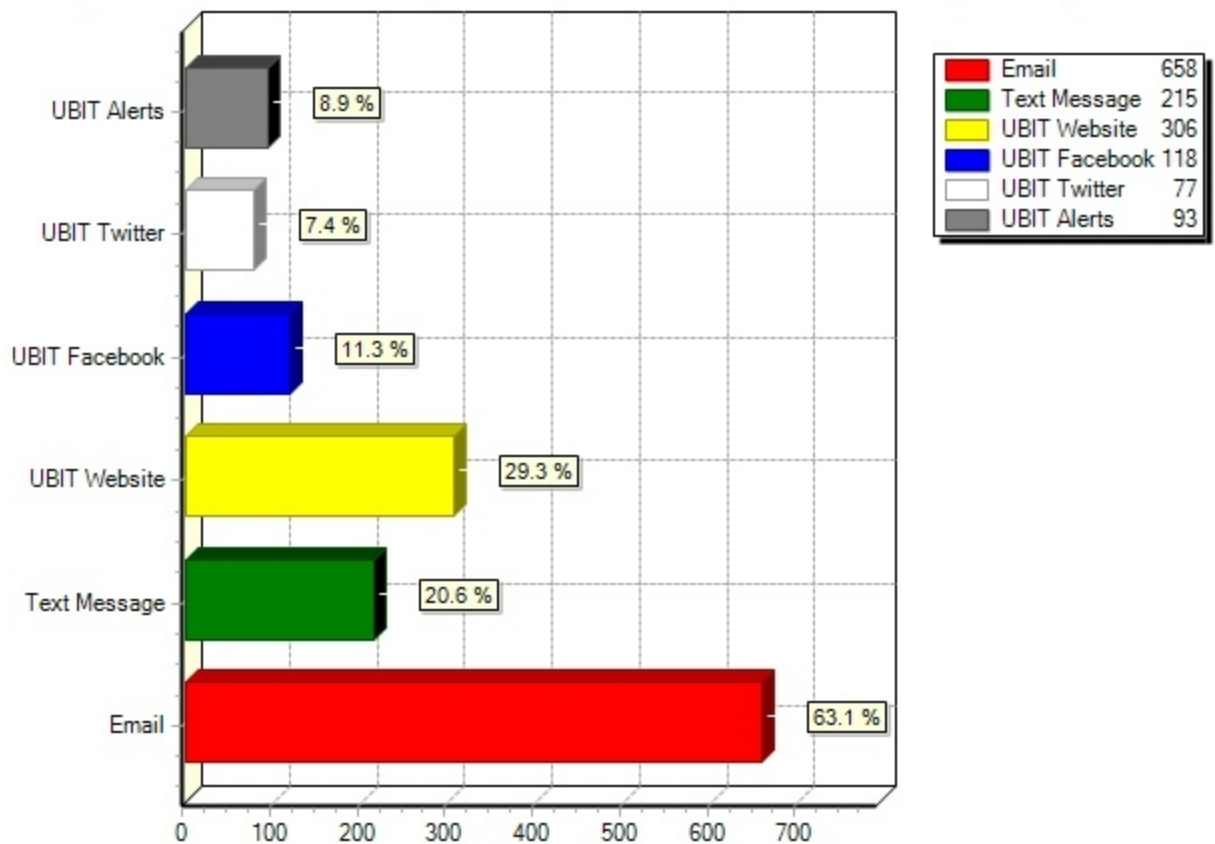
30.3) Technology outages(How would you like to hear from us AND tell us what you think? (Select all that apply.))

30.3) Technology outages(How would you like to hear from us AND tell us what you think? (Select all that a



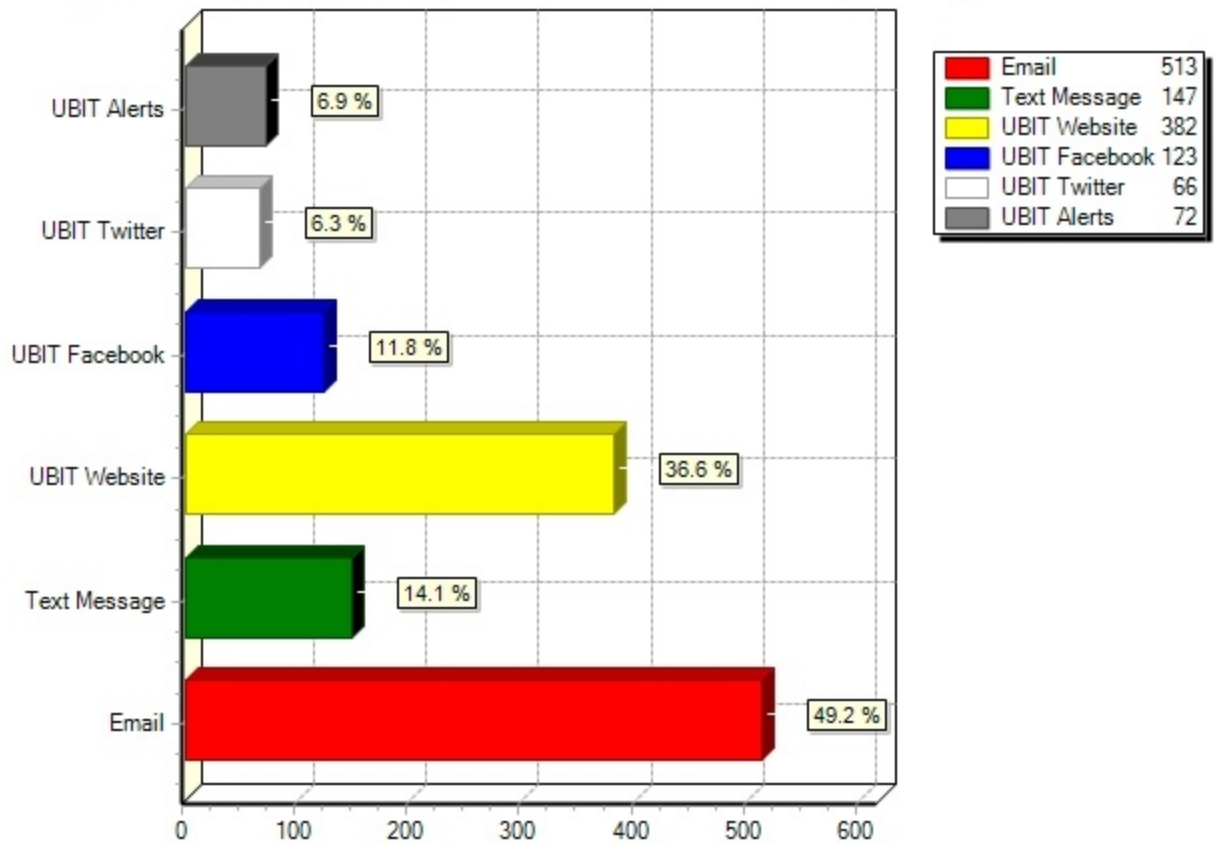
30.4) New service / software releases(How would you like to hear from us AND tell us what you think? (Select all that apply.))

30.4) New service / software releases(How would you like to hear from us AND tell us what you think? (Sele



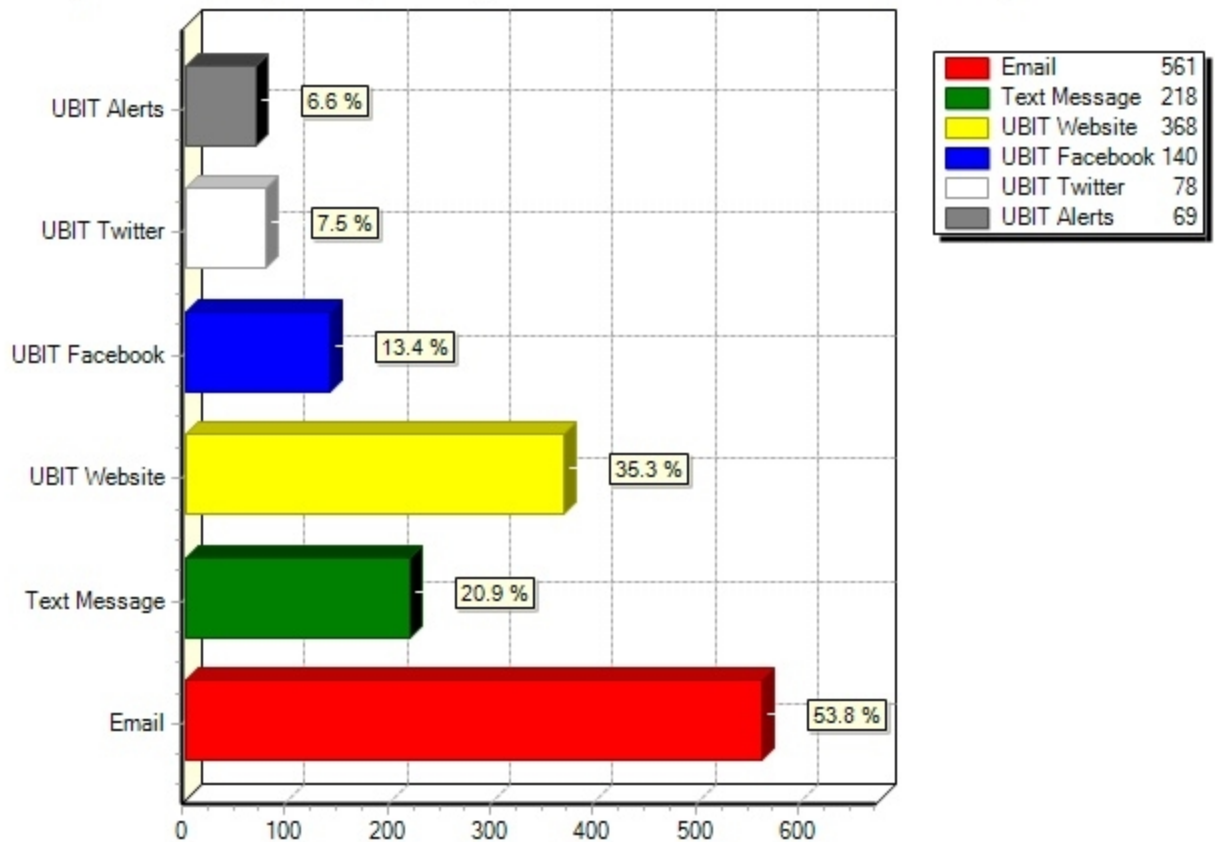
30.5) How-to / help articles(How would you like to hear from us AND tell us what you think? (Select all that apply.))

30.5) How-to / help articles(How would you like to hear from us AND tell us what you think? (Select all th



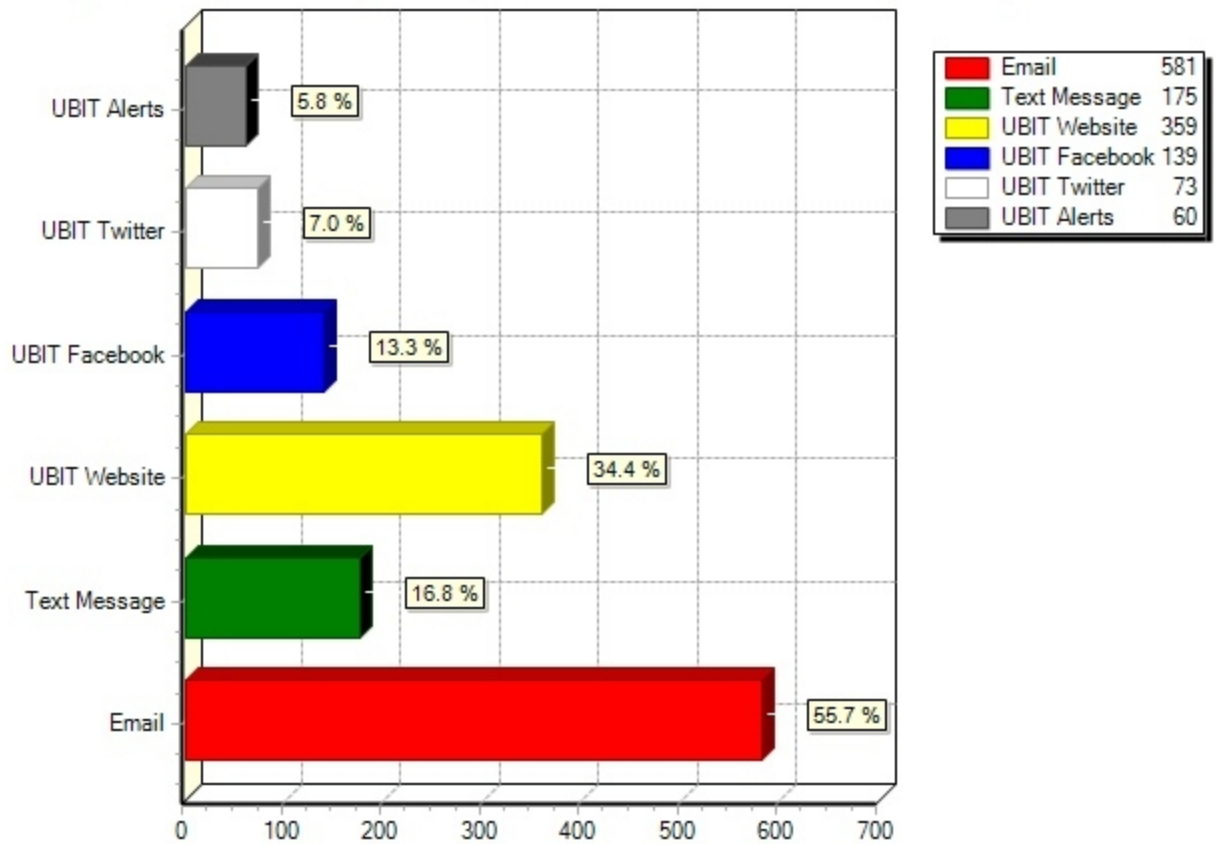
30.6) Ask UBIT your questions(How would you like to hear from us AND tell us what you think? (Select all that apply.))

30.6) Ask UBIT your questions(How would you like to hear from us AND tell us what you think? (Select all t



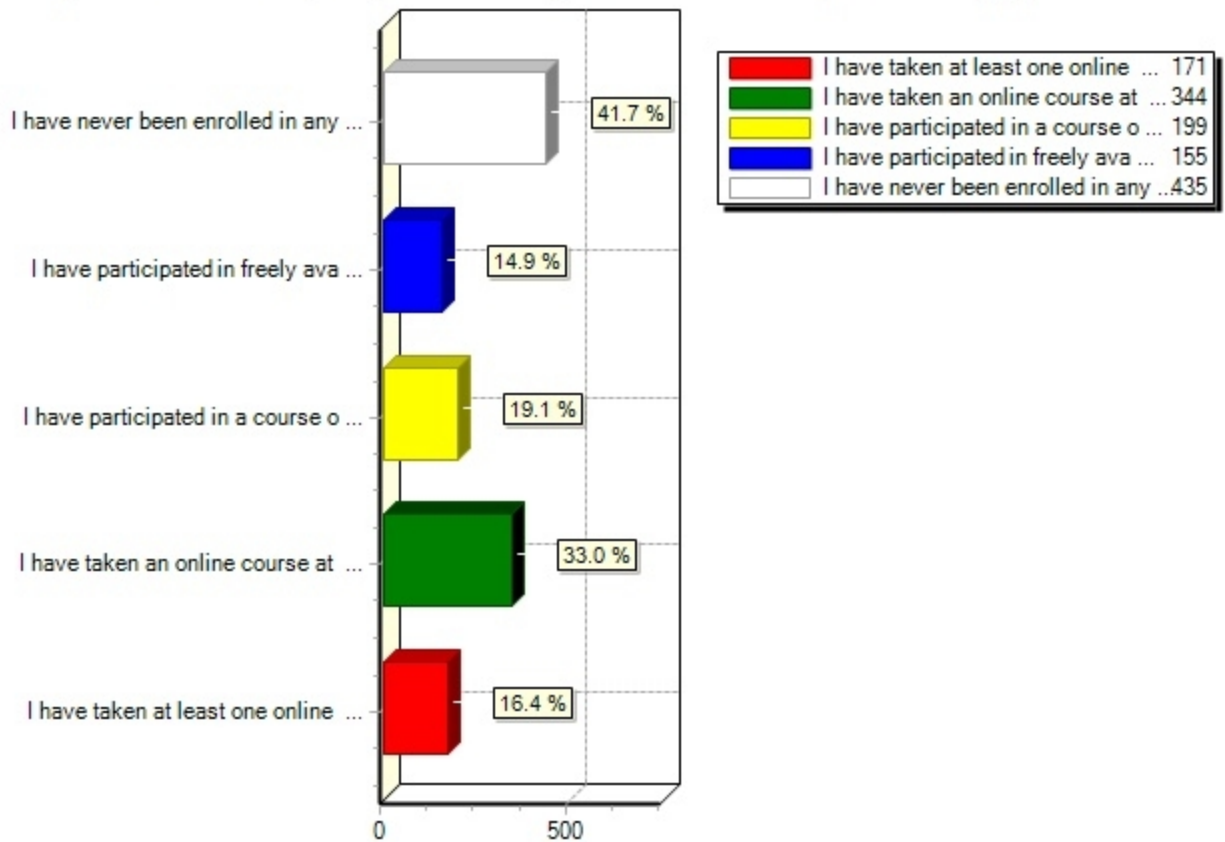
30.7) Give UBIT your feedback(How would you like to hear from us AND tell us what you think? (Select all that apply.))

30.7) Give UBIT your feedback(How would you like to hear from us AND tell us what you think? (Select all t



32) Please tell us about your experiences learning in an online environment.
(Select all that apply.)

32) Please tell us about your experiences learning in an online environment. (Select all that apply.)



33) To what extent do you agree with the following statements?

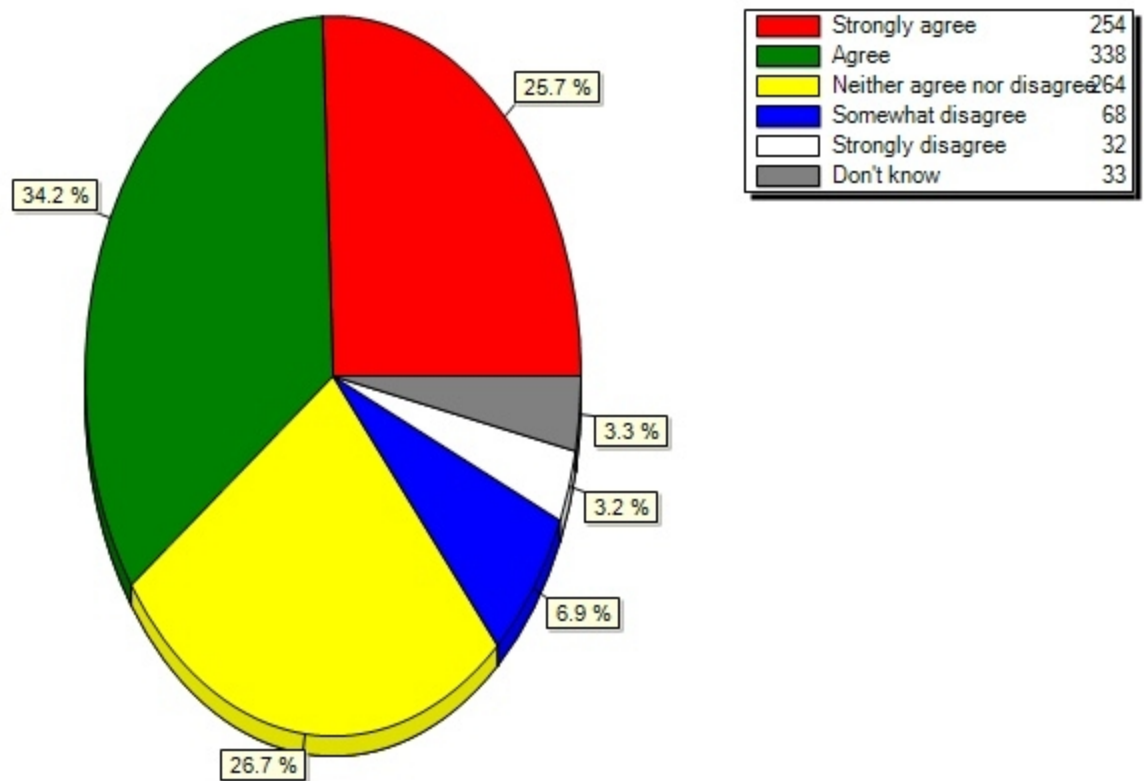
	Strongly agree	Agree	Neither agree nor disagree	Somewhat disagree	Strongly disagree	Don't know
I get more actively involved in the courses	25.7% (254)	34.2% (338)	26.7% (264)	6.9% (68)	3.2% (32)	3.3% (33)

that use technology						
Technology helps me find the information I need for class assignments and research papers	50.3% (499)	37.2% (369)	9.2% (91)	1.2% (12)	0.2% (2)	1.9% (19)
By the time I graduate, the technology I have used in my courses will have adequately prepared me for the workplace	31.9% (316)	39.0% (387)	19.1% (189)	4.7% (47)	1.4% (14)	3.9% (39)
I skip classes when materials from course lectures are available online	12.7% (125)	26.2% (258)	21.5% (212)	15.2% (150)	21.1% (208)	3.2% (32)
When I entered college, I was adequately prepared to use technology needed in my courses	30.5% (300)	41.3% (407)	17.6% (173)	6.1% (60)	2.5% (25)	2.0% (20)
Technology makes me feel more connected to what's going on at the university	33.8% (333)	39.4% (388)	19.6% (193)	3.8% (37)	1.4% (14)	1.9% (19)
Technology better prepares me for future educational plans (i.e. transferring to another degree program, getting into graduate school)	34.8% (343)	39.3% (388)	19.1% (189)	2.7% (27)	1.0% (10)	3.0% (30)
Technology makes me feel connected to other students	30.0% (296)	35.8% (353)	21.7% (214)	6.8% (67)	3.8% (37)	1.9% (19)
Technology makes me feel connected to professors	28.6% (282)	36.8% (362)	21.6% (213)	7.0% (69)	4.1% (40)	1.9% (19)
Technology helps me achieve my academic outcomes	33.6% (330)	41.6% (409)	18.7% (184)	2.7% (27)	1.1% (11)	2.2% (22)
The use of mobile devices in class can	25.7% (253)	30.5% (300)	24.5% (241)	9.9% (97)	6.7% (66)	2.7% (27)

enhance learning						
I am more likely to get involved in a campus activity when made aware of it through technology	32.1% (317)	38.4% (379)	21.8% (215)	3.6% (36)	1.5% (15)	2.5% (25)
Technology makes my education more affordable	26.1% (258)	27.7% (273)	25.9% (256)	9.7% (96)	6.0% (59)	4.6% (45)

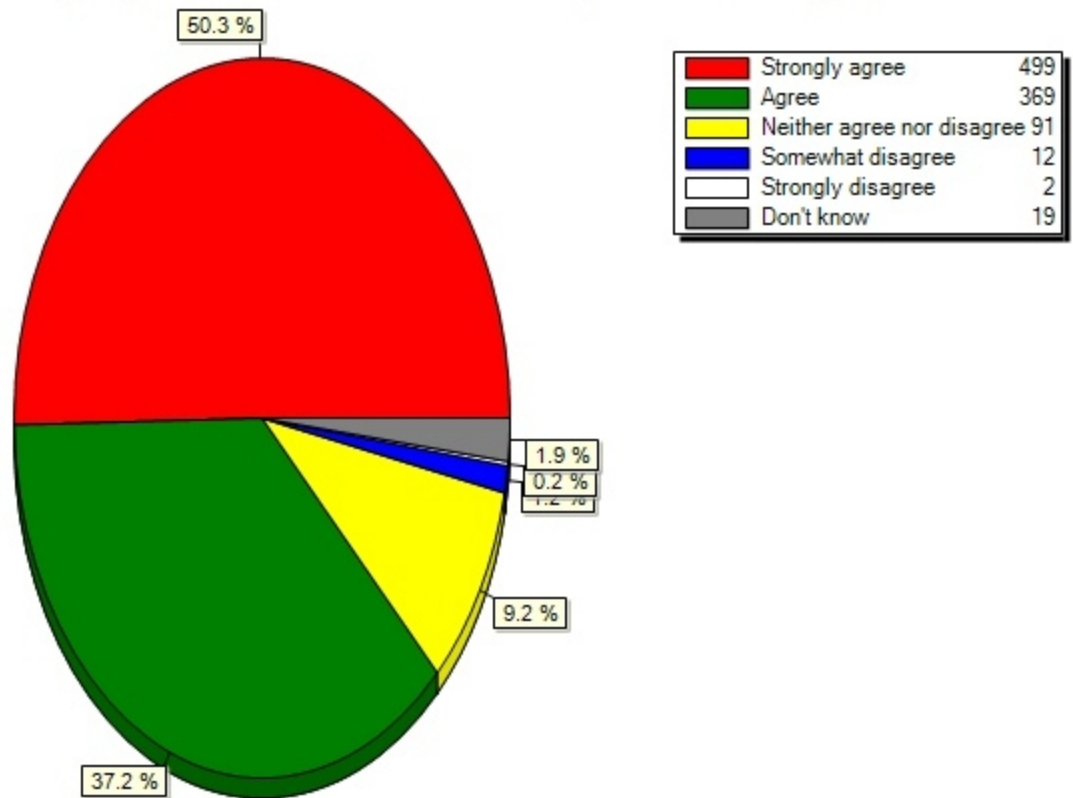
33.1) I get more actively involved in the courses that use technology (To what extent do you agree with the following statements?)

33.1) I get more actively involved in the courses that use technology (To what extent do you agree with the



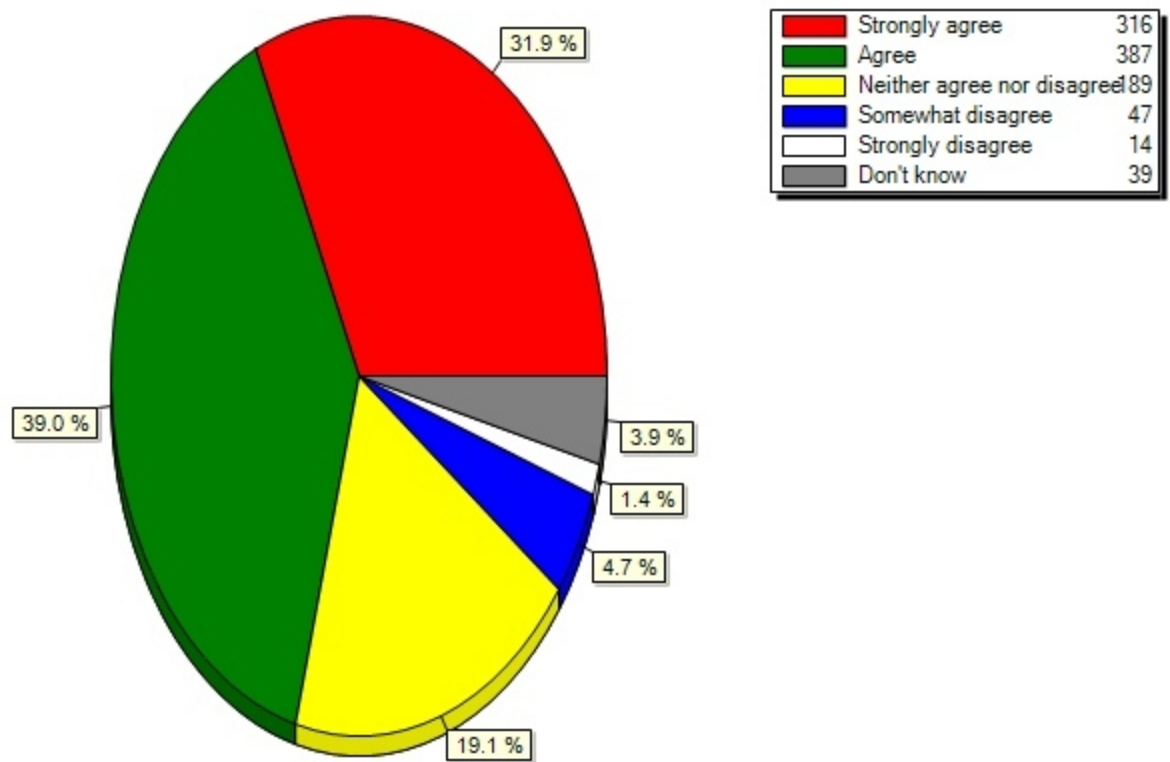
33.2) Technology helps me find the information I need for class assignments and research papers (To what extent do you agree with the following statements?)

33.2) Technology helps me find the information I need for class assignments and research papers(To what ex



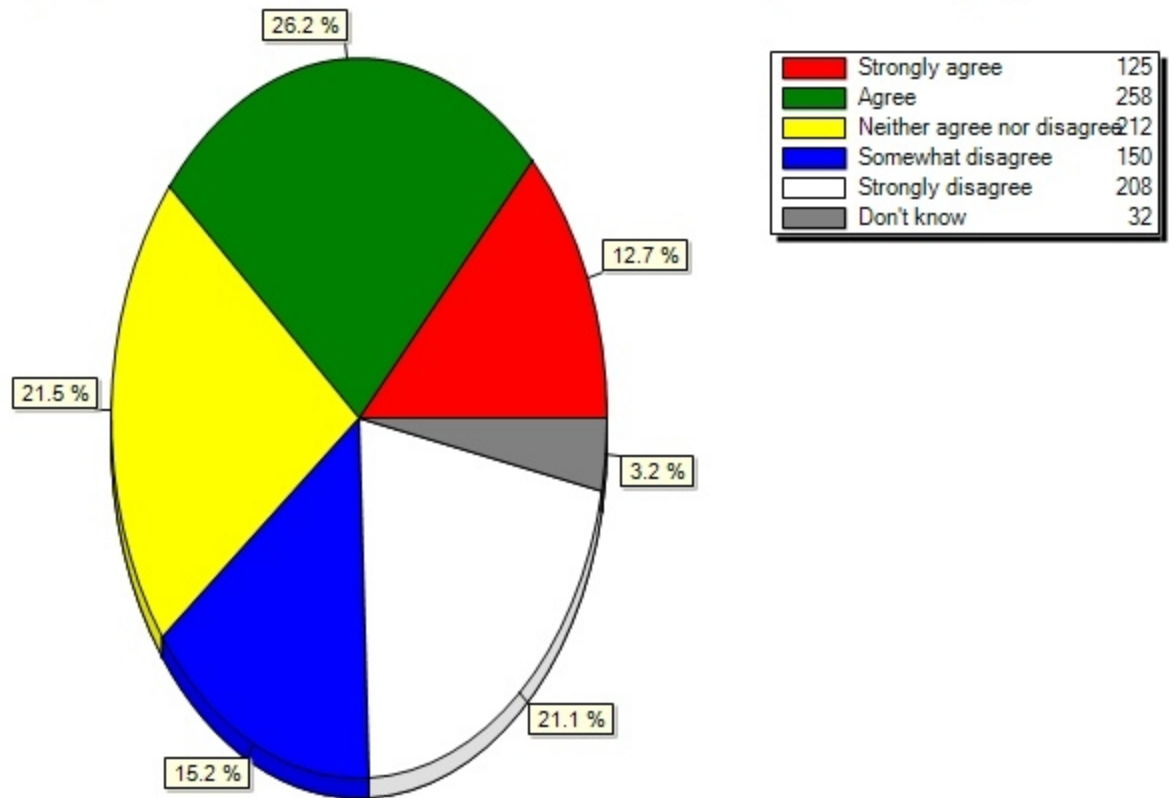
33.3) By the time I graduate, the technology I have used in my courses will have adequately prepared me for the workplace(To what extent do you agree with the following statements?)

33.3) By the time I graduate, the technology I have used in my courses will have adequately prepared me fo



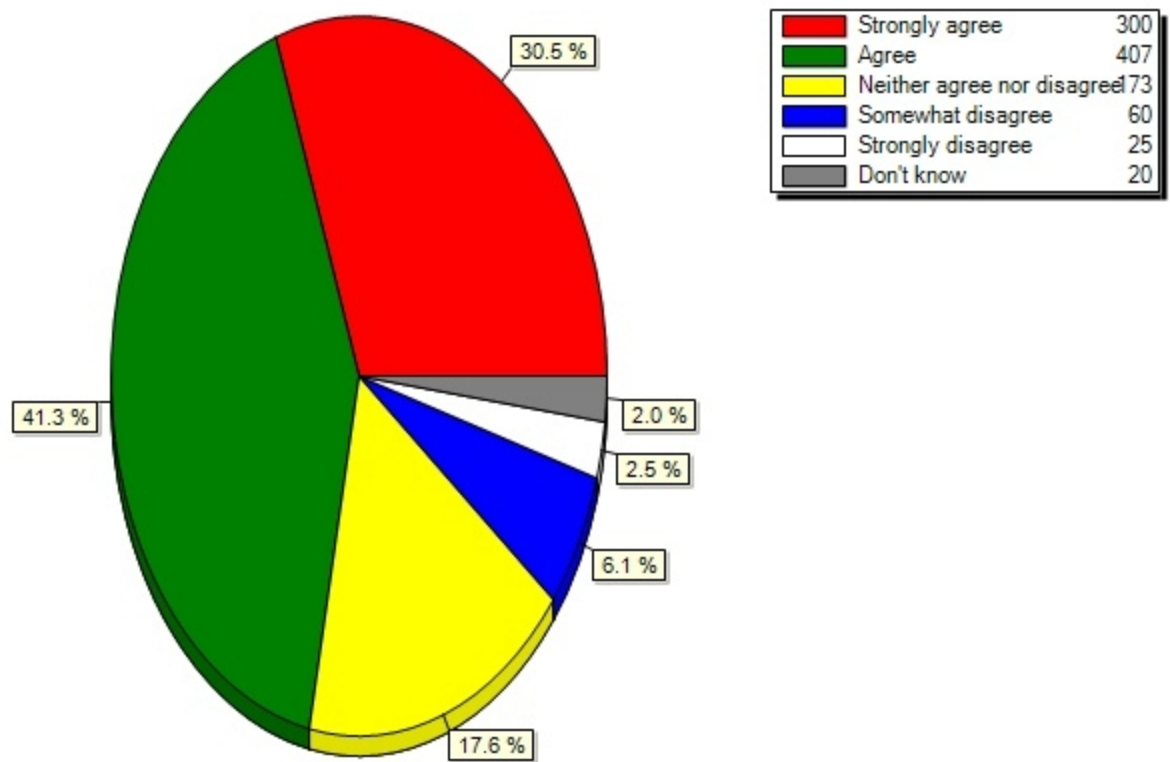
33.4) I skip classes when materials from course lectures are available online(To what extent do you agree with the following statements?)

33.4) I skip classes when materials from course lectures are available online (To what extent do you agree



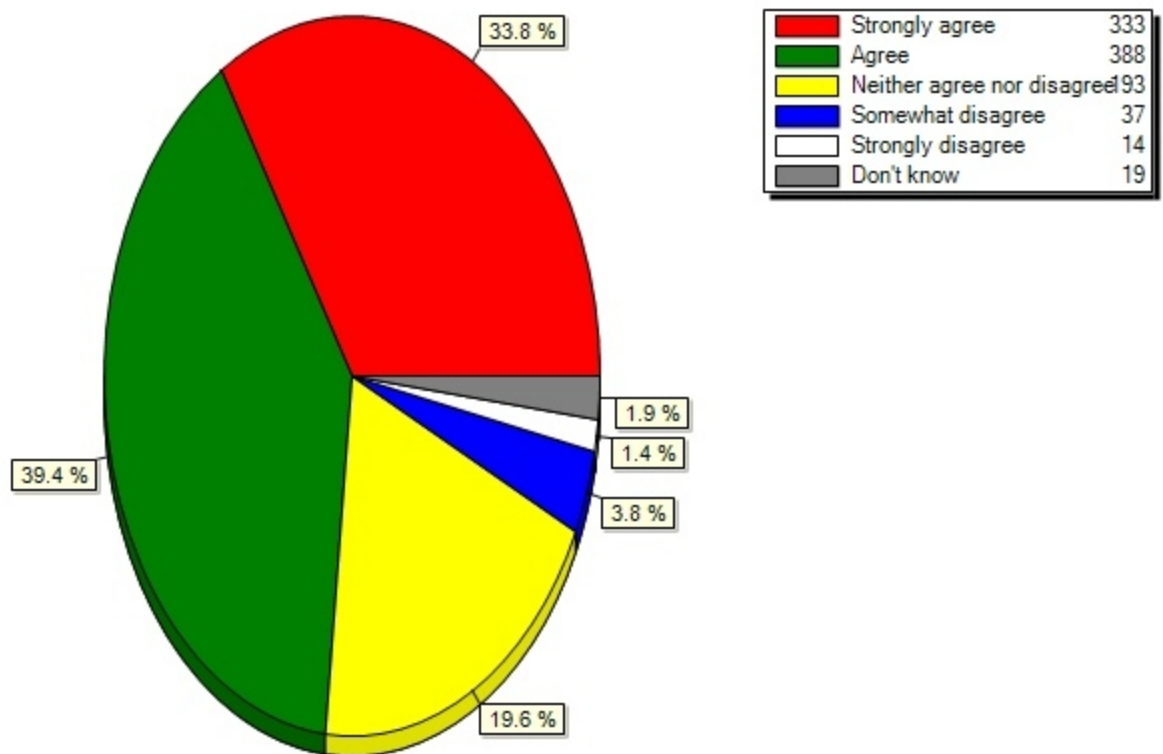
33.5) When I entered college, I was adequately prepared to use technology needed in my courses (To what extent do you agree with the following statements?)

33.5) When I entered college, I was adequately prepared to use technology needed in my courses (To what extent do you agree with the following statement?)



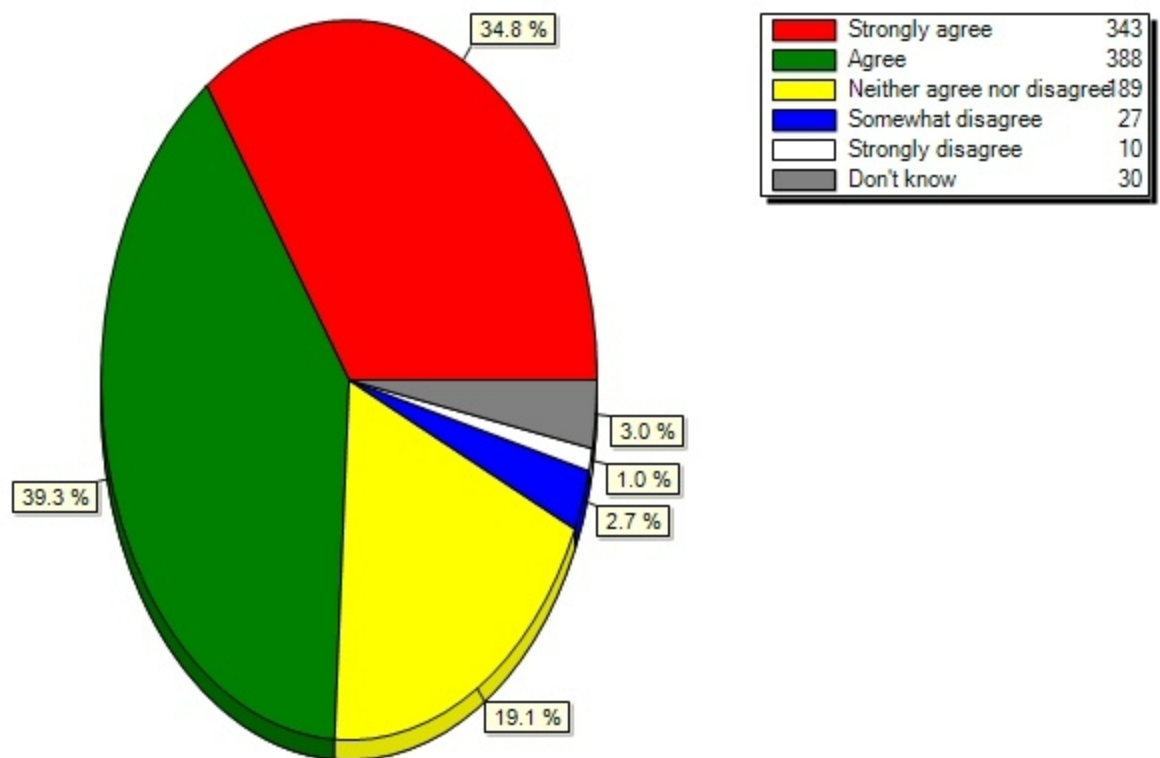
33.6) Technology makes me feel more connected to what's going on at the university (To what extent do you agree with the following statements?)

33.6) Technology makes me feel more connected to what's going on at the university (To what extent do you a



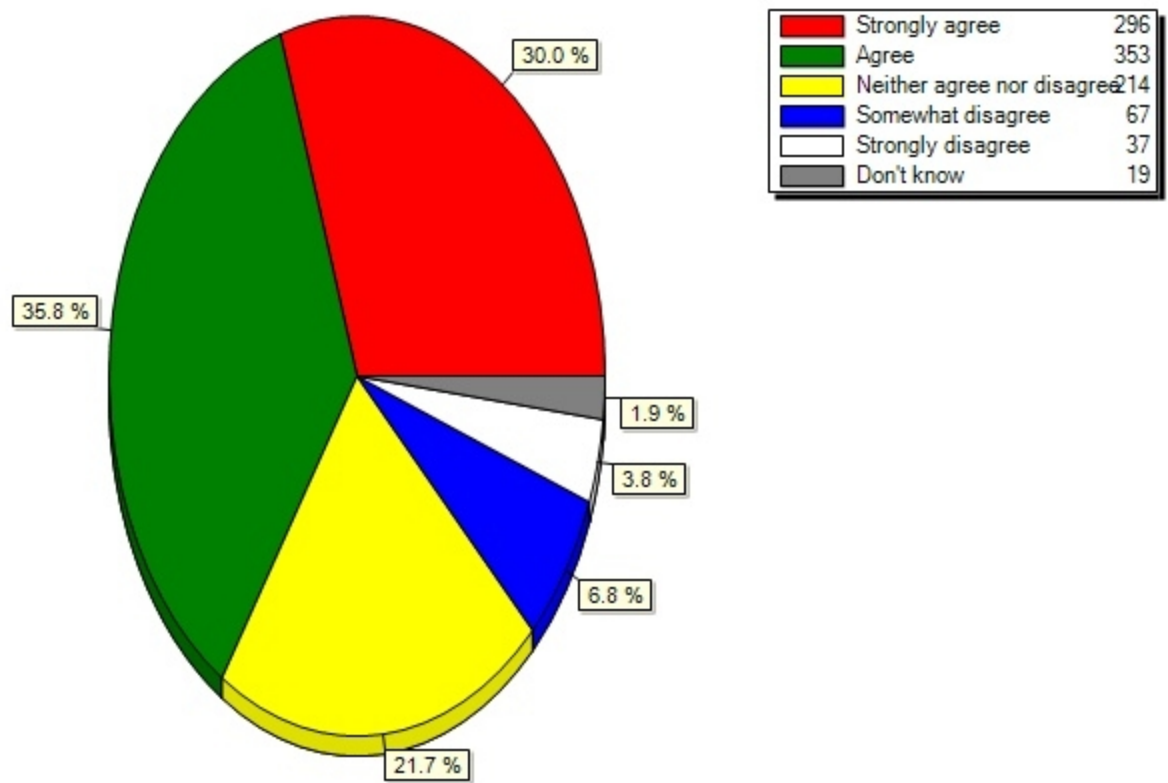
33.7) Technology better prepares me for future educational plans (i.e. transferring to another degree program, getting into graduate school) (To what extent do you agree with the following statements?)

33.7) Technology better prepares me for future educational plans (i.e. transferring to another degree prog



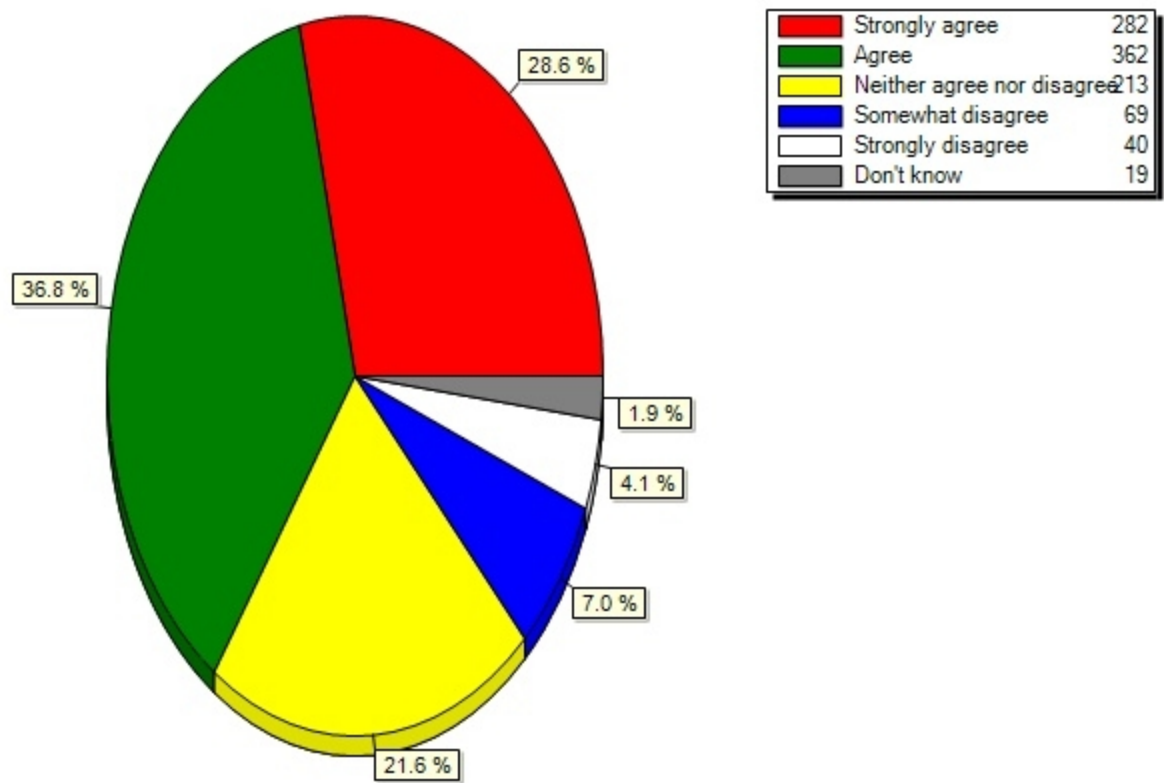
33.8) Technology makes me feel connected to other students (To what extent do you agree with the following statements?)

33.8) Technology makes me feel connected to other students(To what extent do you agree with the following



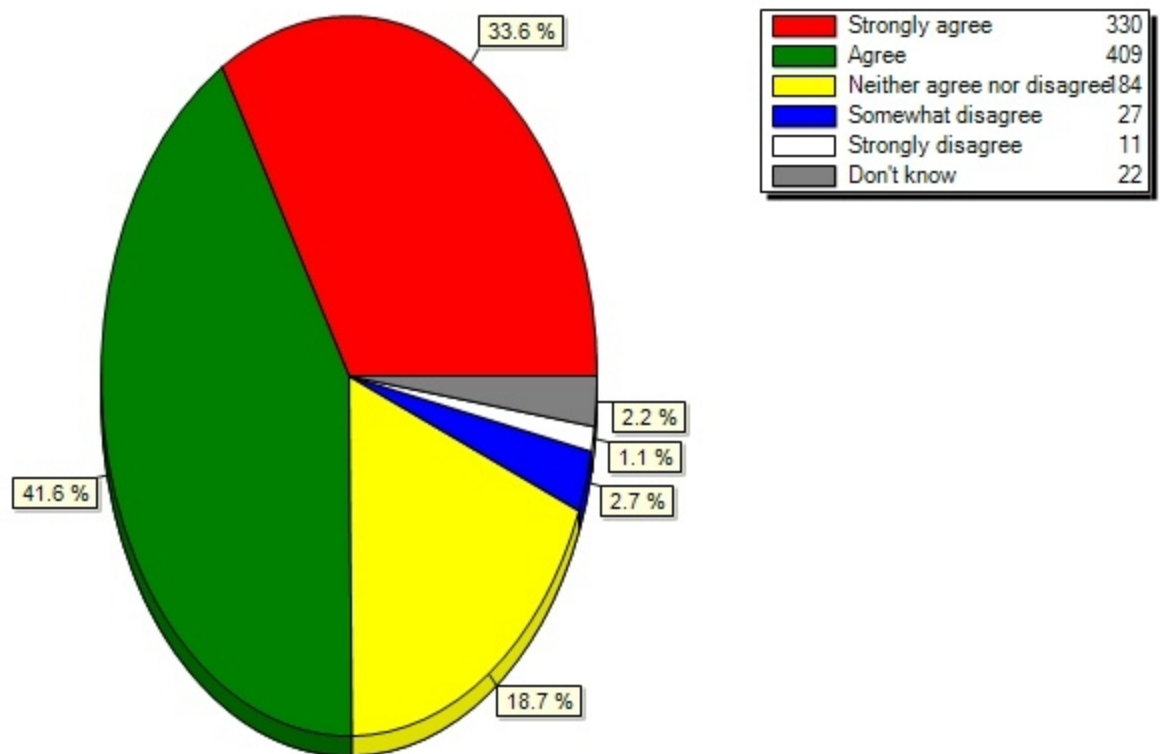
33.9) Technology makes me feel connected to professors(To what extent do you agree with the following statements?)

33.9) Technology makes me feel connected to professors (To what extent do you agree with the following stat



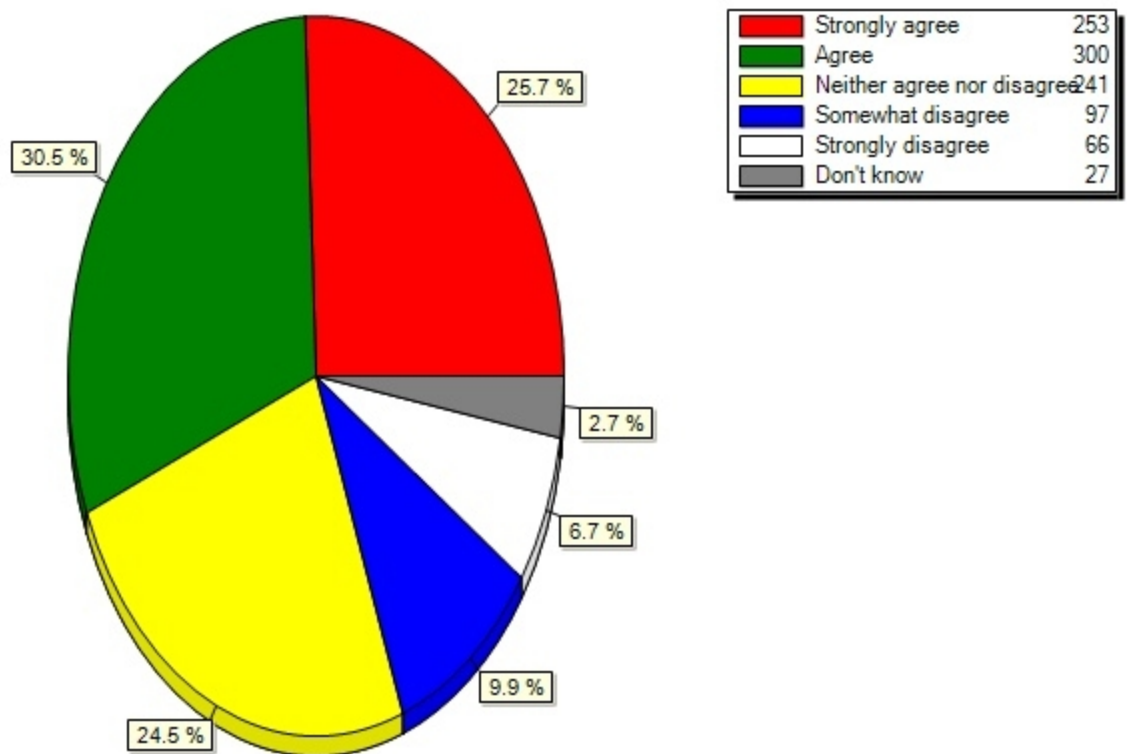
33.10) Technology helps me achieve my academic outcomes (To what extent do you agree with the following statements?)

33.10) Technology helps me achieve my academic outcomes(To what extent do you agree with the following sta



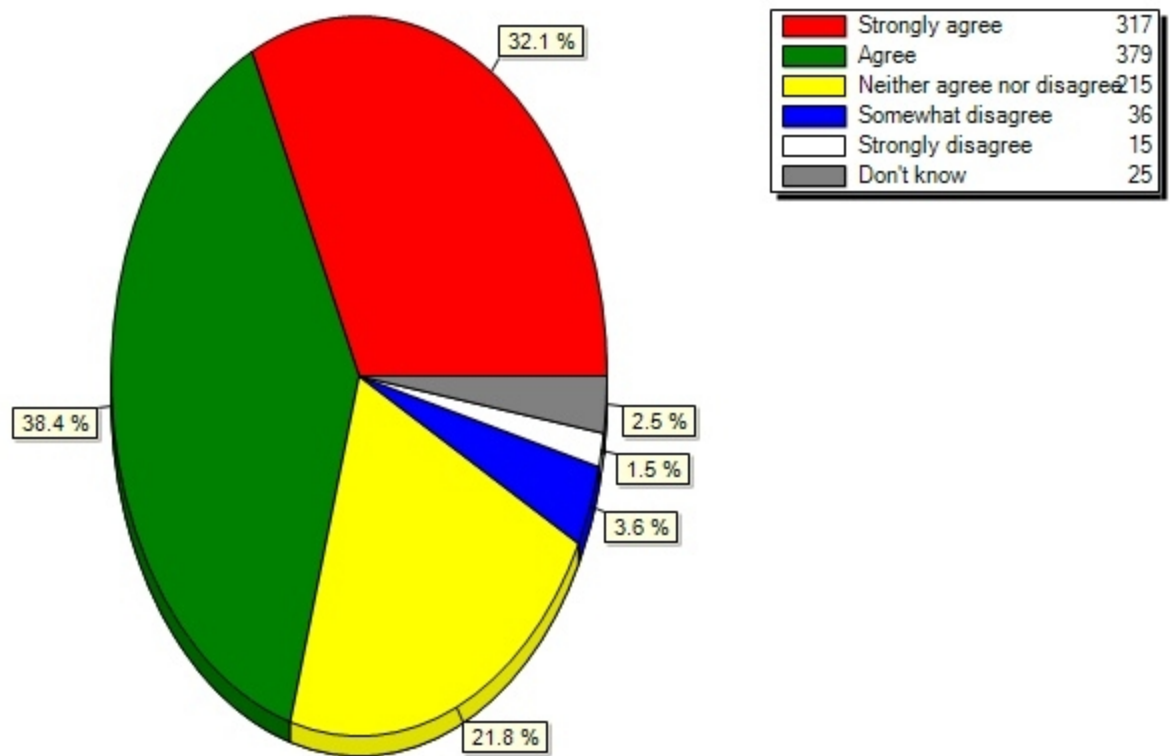
33.11) The use of mobile devices in class can enhance learning(To what extent do you agree with the following statements?)

33.11) The use of mobile devices in class can enhance learning (To what extent do you agree with the follow



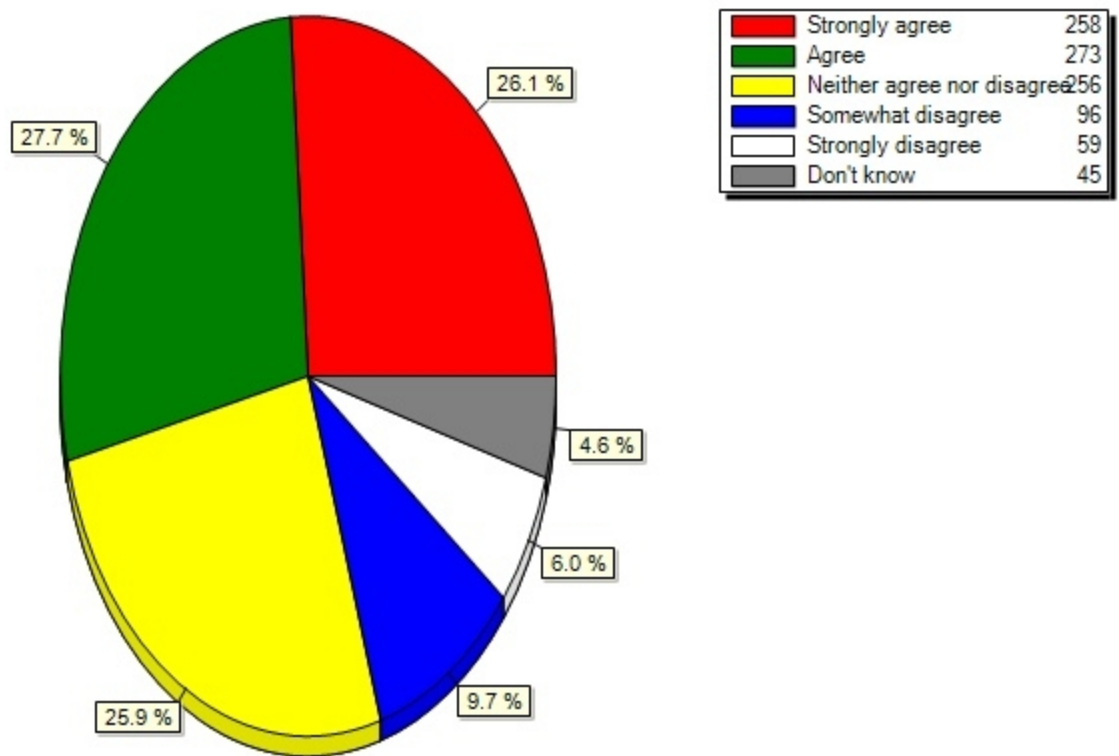
33.12) I am more likely to get involved in a campus activity when made aware of it through technology (To what extent do you agree with the following statements?)

33.12) I am more likely to get involved in a campus activity when made aware of it through technology(To w



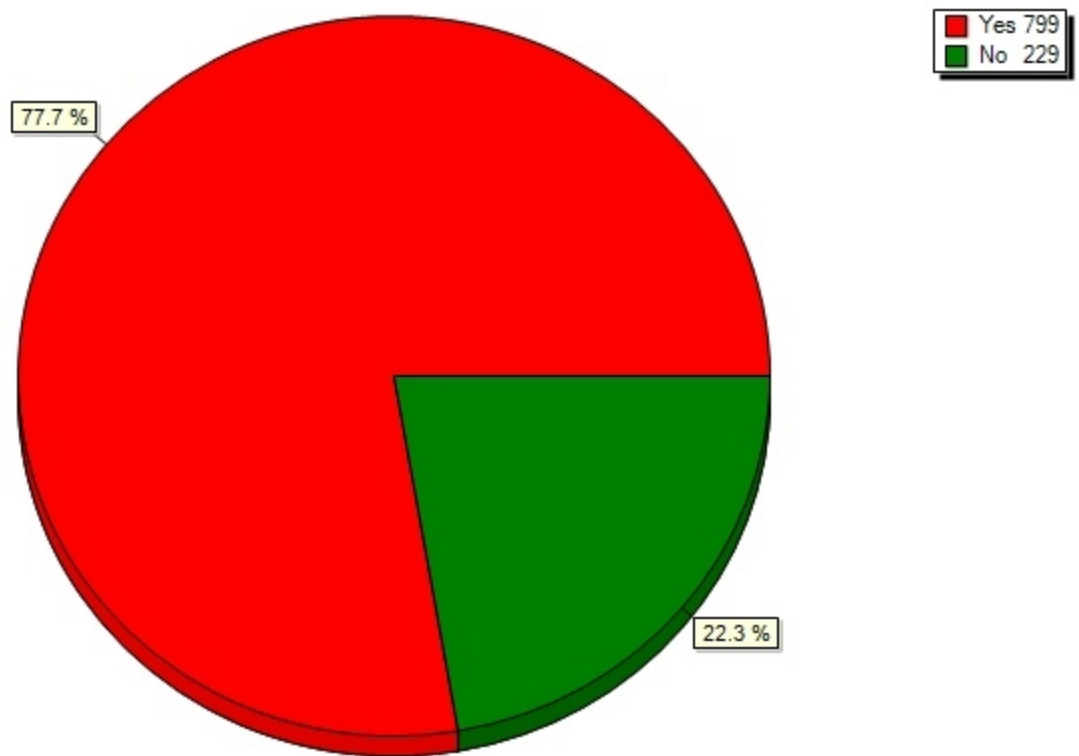
33.13) Technology makes my education more affordable(To what extent do you agree with the following statements?)

33.13) Technology makes my education more affordable (To what extent do you agree with the following statement)



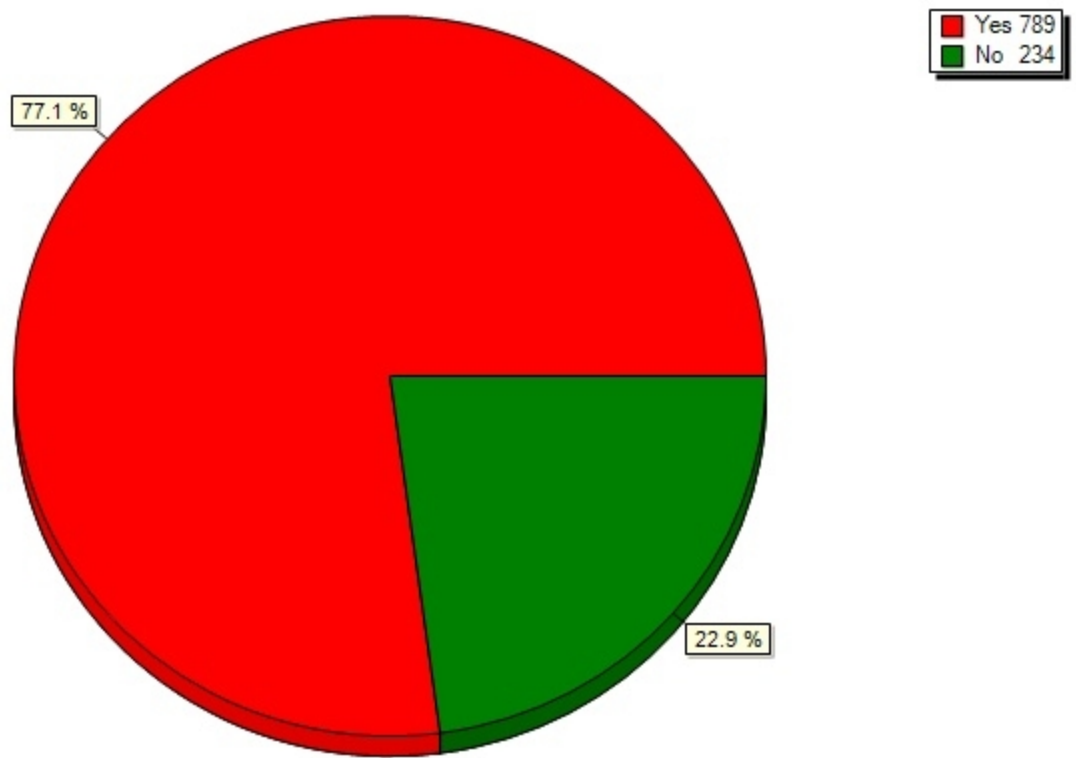
34) Do you feel that UB is looking out for your online safety?

34) Do you feel that UB is looking out for your online safety?



38) May we contact you for future surveys or feedback?

38) May we contact you for future surveys or feedback?



Generated: 2/2/2015 12:51:31 PM